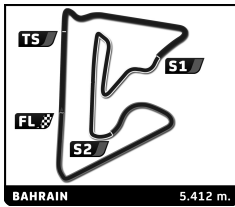


**FIA WEC**  
**Bapco Energies 8 Hours of Bahrain**  
**Race**

**Pit Stop Analysis**

No	In Time	In Driver	Out Time	Out Driver	Pit Time	T. Pit Time	No	In Time	In Driver	Out Time	Out Driver	Pit Time	T. Pit Time		
<b>5</b>	<b>Porsche Penske Motorsport</b>						HYPERCAR H	6	18:46:07.015	R. HIRAKAWA	18:46:33.613	R. HIRAKAWA	26.598	6:28.227	
	Porsche 963							7	19:13:20.719	R. HIRAKAWA	19:14:26.697	R. HIRAKAWA	1:05.978	7:34.205	
	1	14:59:58.757	J. ANDLAUER	15:01:17.915	J. ANDLAUER	1:19.158		1:19.158	8	20:13:31.135	R. HIRAKAWA	20:14:54.040	B. HARTLEY	1:22.905	8:57.110
	2	16:01:07.968	J. ANDLAUER	16:02:31.379	L. HEINRICH	1:23.411		2:42.569	9	21:10:52.038	B. HARTLEY	21:12:02.334	S. BUEMI	1:10.296	10:07.406
	3	16:59:38.197	L. HEINRICH	17:00:55.839	L. HEINRICH	1:17.642		4:00.211							
	4	17:19:03.113	L. HEINRICH	17:19:51.741	L. HEINRICH	48.628		4:48.839							
	5	18:01:37.429	L. HEINRICH	18:02:43.783	M. JAMINET	1:06.354		5:55.193							
	6	19:01:57.211	M. JAMINET	19:03:20.681	M. JAMINET	1:23.470		7:18.663							
	7	20:02:31.508	M. JAMINET	20:03:55.282	J. ANDLAUER	1:23.774		8:42.437							
8	21:03:02.993	J. ANDLAUER	21:04:26.662	J. ANDLAUER	1:23.669	10:06.106									
<b>6</b>	<b>Porsche Penske Motorsport</b>						HYPERCAR H	<b>009 Aston Martin Thor Team</b>							
	Porsche 963							Aston Martin Valkyrie							
	1	15:01:57.955	L. VANTHOOR	15:03:17.891	L. VANTHOOR	1:19.936		1:19.936	1	14:57:55.364	M. SORENSEN	14:59:17.562	M. SORENSEN	1:22.198	1:22.198
	2	16:02:49.972	L. VANTHOOR	16:04:15.247	K. ESTRE	1:25.275		2:45.211	2	15:51:04.029	M. SORENSEN	15:52:24.961	R. DE ANGELIS	1:20.932	2:43.130
	3	17:01:18.849	K. ESTRE	17:02:36.174	K. ESTRE	1:17.325		4:02.536	3	16:36:17.052	R. DE ANGELIS	16:37:33.348	A. RIBERAS	1:16.296	3:59.426
	4	17:22:21.341	K. ESTRE	17:23:09.311	K. ESTRE	47.970		4:50.506	4	17:21:11.782	A. RIBERAS	17:22:24.820	A. RIBERAS	1:13.038	5:12.464
	5	17:57:36.908	K. ESTRE	17:58:36.734	M. CAMPBELL	59.826		5:50.332	5	18:12:18.356	A. RIBERAS	18:12:44.993	A. RIBERAS	26.637	5:39.101
	6	18:58:04.233	M. CAMPBELL	18:59:38.667	M. CAMPBELL	1:34.434		7:24.766	6	18:33:39.205	A. RIBERAS	18:35:00.452	A. RIBERAS	1:21.247	7:00.348
	7	20:00:57.559	M. CAMPBELL	20:02:21.839	L. VANTHOOR	1:24.280		8:49.046	7	19:32:30.528	A. RIBERAS	19:33:58.008	M. SORENSEN	1:27.480	8:27.828
8	21:01:14.485	L. VANTHOOR	21:02:38.152	K. ESTRE	1:23.667	10:12.713	8	20:31:03.078	M. SORENSEN	20:32:25.013	M. SORENSEN	1:21.935	9:49.763		
9	21:12:47.553	M. SORENSEN	21:13:55.037	M. SORENSEN	1:07.484	10:57.247	9	21:12:47.553	M. SORENSEN	21:13:55.037	M. SORENSEN	1:07.484	10:57.247		
<b>7</b>	<b>Toyota Gazoo Racing</b>						HYPERCAR H	<b>10 Racing Spirit of Lemman</b>							
	Toyota GR010 - Hybrid							Aston Martin Vantage AMR LMGT3							
	1	15:01:32.942	M. CONWAY	15:02:52.563	M. CONWAY	1:19.621		1:19.621	1	14:53:59.703	A. MCINTOSH	14:55:23.022	E. BARRICHELLO	1:23.319	1:23.319
	2	16:03:59.231	M. CONWAY	16:05:24.114	N. DE VRIES	1:24.883		2:44.504	2	15:48:54.344	E. BARRICHELLO	15:50:20.340	A. MCINTOSH	1:25.996	2:49.315
	3	17:06:11.943	N. DE VRIES	17:07:30.796	N. DE VRIES	1:18.853		4:03.357	3	16:43:36.655	A. MCINTOSH	16:44:49.477	E. BARRICHELLO	1:12.822	4:02.137
	4	17:24:21.771	N. DE VRIES	17:25:01.646	N. DE VRIES	39.875		4:43.232	4	17:20:21.877	E. BARRICHELLO	17:21:31.501	A. MCINTOSH	1:09.624	5:11.761
	5	18:33:22.808	N. DE VRIES	18:34:42.974	K. KOBAYASHI	1:20.166		6:03.398	5	18:05:59.763	A. MCINTOSH	18:06:57.432	V. HASSE CLOT	57.669	6:09.430
	6	19:35:30.815	K. KOBAYASHI	19:36:54.233	K. KOBAYASHI	1:23.418		7:26.816	6	18:57:52.626	V. HASSE CLOT	18:59:17.321	E. BARRICHELLO	1:24.695	7:34.125
	7	20:35:35.561	K. KOBAYASHI	20:36:59.074	N. DE VRIES	1:23.513		8:50.329	7	19:49:32.558	E. BARRICHELLO	19:50:52.333	E. BARRICHELLO	1:19.775	8:53.900
8	21:13:10.611	N. DE VRIES	21:14:04.755	N. DE VRIES	54.144	9:44.473	8	20:43:34.600	E. BARRICHELLO	20:45:01.546	V. HASSE CLOT	1:26.946	10:20.846		
9	21:15:03.287	V. HASSE CLOT	21:15:59.502	V. HASSE CLOT	56.215	11:17.061	9	21:15:03.287	V. HASSE CLOT	21:15:59.502	V. HASSE CLOT	56.215	11:17.061		
<b>8</b>	<b>Toyota Gazoo Racing</b>						HYPERCAR H	<b>12 Cadillac Hertz Team JOTA</b>							
	Toyota GR010 - Hybrid							Cadillac V-Series.R							
	1	14:59:38.087	B. HARTLEY	15:00:40.616	B. HARTLEY	1:02.529		1:02.529	1	14:59:49.922	W. STEVENS	15:01:11.694	W. STEVENS	1:21.772	1:21.772
	2	15:49:00.676	B. HARTLEY	15:50:22.939	S. BUEMI	1:22.263		2:24.792	2	16:00:50.651	W. STEVENS	16:02:14.103	A. LYNN	1:23.452	2:45.224
	3	16:51:06.737	S. BUEMI	16:52:25.436	S. BUEMI	1:18.699		3:43.491	3	17:01:18.113	A. LYNN	17:02:43.483	A. LYNN	1:25.370	4:10.594
	4	17:20:26.131	S. BUEMI	17:21:25.966	S. BUEMI	59.835		4:43.326	4	17:22:38.815	A. LYNN	17:23:27.376	A. LYNN	48.561	4:59.155
	5	18:37:10.633	S. BUEMI	18:38:28.936	R. HIRAKAWA	1:18.303		6:01.629	5	18:35:54.994	A. LYNN	18:37:19.397	N. NATO	1:24.403	6:23.558
								6	19:36:31.042	N. NATO	19:37:54.154	N. NATO	1:23.112	7:46.670	
								7	20:37:03.432	N. NATO	20:38:25.717	W. STEVENS	1:22.285	9:08.955	
						8	21:12:59.244	W. STEVENS	21:13:56.023	W. STEVENS	56.779	10:05.734			
<b>15</b>	<b>BMW M Team WRT</b>						HYPERCAR H	<b>15 BMW M Team WRT</b>							
	BMW M Hybrid V8							BMW M Hybrid V8							
	1	15:00:12.274	K. MAGNUSSEN	15:01:37.020	K. MAGNUSSEN	1:24.746		1:24.746	1	15:00:12.274	K. MAGNUSSEN	15:01:37.020	K. MAGNUSSEN	1:24.746	1:24.746
	2	16:01:09.273	K. MAGNUSSEN	16:02:34.294	D. VANTHOOR	1:25.021		2:49.767	2	16:01:09.273	K. MAGNUSSEN	16:02:34.294	D. VANTHOOR	1:25.021	2:49.767
	3	17:01:40.853	D. VANTHOOR	17:03:05.458	D. VANTHOOR	1:24.605		4:14.372	3	17:01:40.853	D. VANTHOOR	17:03:05.458	D. VANTHOOR	1:24.605	4:14.372
	4	17:23:17.433	D. VANTHOOR	17:24:08.377	D. VANTHOOR	50.944		5:05.316	4	17:23:17.433	D. VANTHOOR	17:24:08.377	D. VANTHOOR	50.944	5:05.316
	5	18:07:14.658	D. VANTHOOR	18:08:18.157	R. MARCIELLO	1:03.499		6:08.815	5	18:07:14.658	D. VANTHOOR	18:08:18.157	R. MARCIELLO	1:03.499	6:08.815
	6	18:58:22.048	R. MARCIELLO	18:59:41.943	R. MARCIELLO	1:19.895		7:28.710	6	18:58:22.048	R. MARCIELLO	18:59:41.943	R. MARCIELLO	1:19.895	7:28.710
	7	19:58:02.146	R. MARCIELLO	19:59:24.205	K. MAGNUSSEN	1:22.059		8:50.769	7	19:58:02.146	R. MARCIELLO	19:59:24.205	K. MAGNUSSEN	1:22.059	8:50.769
8	21:00:55.713	K. MAGNUSSEN	21:02:20.638	D. VANTHOOR	1:24.925	10:15.694	8	21:00:55.713	K. MAGNUSSEN	21:02:20.638	D. VANTHOOR	1:24.925	10:15.694		



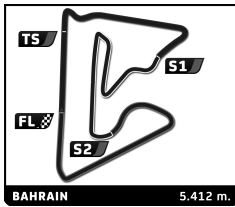


# FIA WEC Bapco Energies 8 Hours of Bahrain Race

## Pit Stop Analysis

No	In Time	In Driver	Out Time	Out Driver	Pit Time	T. Pit Time	No	In Time	In Driver	Out Time	Out Driver	Pit Time	T. Pit Time		
<b>20</b>	<b>BMW M Team WRT</b>						HYPERCAR H								
	BMW M Hybrid V8														
	1	15:02:09.565	R. RAST	15:03:34.135	R. RAST	1:24.570		1:24.570	4	17:22:32.217	J. EDGAR	17:23:41.796	J. EDGAR	1:09.579	5:05.588
	2	16:05:02.012	R. RAST	16:06:29.138	S. VAN DER LINDE	1:27.126		2:51.696	5	18:30:42.571	J. EDGAR	18:32:04.743	J. EDGAR	1:22.172	6:27.760
	3	17:07:33.409	S. VAN DER LINDE	17:08:58.078	S. VAN DER LINDE	1:24.669		4:16.365	6	19:24:54.123	J. EDGAR	19:26:19.082	D. JUNCADELLA	1:24.959	7:52.719
	4	17:23:33.339	S. VAN DER LINDE	17:24:12.298	S. VAN DER LINDE	38.959		4:55.324	7	20:18:40.474	D. JUNCADELLA	20:20:00.958	D. JUNCADELLA	1:20.484	9:13.203
	5	18:37:58.181	S. VAN DER LINDE	18:39:21.935	R. FRIJNS	1:23.754		6:19.078	8	21:11:30.808	D. JUNCADELLA	21:12:51.349	D. JUNCADELLA	1:20.541	10:33.744
	6	19:40:27.211	R. FRIJNS	19:41:51.722	R. FRIJNS	1:24.511		7:43.589							
	7	20:43:12.353	R. FRIJNS	20:44:39.000	R. RAST	1:26.647		9:10.236							
8	21:13:52.670	R. RAST	21:14:44.772	R. RAST	52.102	10:02.338									
<b>21</b>	<b>Vista AF Corse</b>						LMGT3								
	Ferrari 296 LMGT3														
	1	14:53:55.521	F. HERIAU	14:55:06.834	F. HERIAU	1:11.313		1:11.313							
	2	15:36:18.649	F. HERIAU	15:37:32.494	F. HERIAU	1:13.845		2:25.158							
	3	16:30:30.292	F. HERIAU	16:31:42.136	A. ROVERA	1:11.844		3:37.002							
	4	17:22:52.136	A. ROVERA	17:24:11.792	S. MANN	1:19.656		4:56.658							
	5	18:28:43.234	S. MANN	18:30:04.556	S. MANN	1:21.322		6:17.980							
	6	19:22:55.408	S. MANN	19:24:30.626	S. MANN	1:35.218		7:53.198							
	7	20:16:48.562	S. MANN	20:18:12.766	A. ROVERA	1:24.204		9:17.402							
8	21:08:23.225	A. ROVERA	21:09:46.898	A. ROVERA	1:23.673	10:41.075									
<b>27</b>	<b>Heart of Racing Team</b>						LMGT3								
	Aston Martin Vantage AMR LMGT3														
	1	14:53:38.749	I. JAMES	14:54:49.774	Z. ROBICHON	1:11.025		1:11.025							
	2	15:48:23.146	Z. ROBICHON	15:49:48.893	I. JAMES	1:25.747		2:36.772							
	3	16:42:37.938	I. JAMES	16:43:49.209	Z. ROBICHON	1:11.271		3:48.043							
	4	17:22:16.277	Z. ROBICHON	17:23:25.223	I. JAMES	1:08.946		4:56.989							
	5	18:28:40.284	I. JAMES	18:29:59.914	Z. ROBICHON	1:19.630		6:16.619							
	6	19:22:36.877	Z. ROBICHON	19:24:01.327	M. DRUDI	1:24.450		7:41.069							
	7	20:16:02.667	M. DRUDI	20:17:28.448	M. DRUDI	1:25.781		9:06.850							
8	21:14:02.555	M. DRUDI	21:15:21.167	M. DRUDI	1:18.612	10:25.462									
<b>31</b>	<b>The Bend Team WRT</b>						LMGT3								
	BMW M4 LMGT3														
	1	14:53:49.745	Y. SHAHIN	14:55:11.077	Y. SHAHIN	1:21.332		1:21.332							
	2	15:48:53.189	Y. SHAHIN	15:50:25.624	Y. SHAHIN	1:32.435		2:53.767							
	3	16:43:25.842	Y. SHAHIN	16:44:48.771	T. BOGUSLAVSKIY	1:22.929		4:16.696							
	4	17:23:30.149	T. BOGUSLAVSKIY	17:24:39.607	T. BOGUSLAVSKIY	1:09.458		5:26.154							
	5	18:26:45.650	T. BOGUSLAVSKIY	18:28:04.130	A. FARFUS	1:18.480		6:44.634							
	6	19:20:35.243	A. FARFUS	19:22:04.442	T. BOGUSLAVSKIY	1:29.199		8:13.833							
	7	20:14:28.468	T. BOGUSLAVSKIY	20:15:47.462	A. FARFUS	1:18.994		9:32.827							
8	21:08:26.955	A. FARFUS	21:09:51.173	A. FARFUS	1:24.218	10:57.045									
<b>33</b>	<b>TF Sport</b>						LMGT3								
	Corvette Z06 LMGT3.R														
	1	14:53:50.252	B. KEATING	14:55:12.207	B. KEATING	1:21.955		1:21.955							
	2	15:48:19.023	B. KEATING	15:49:29.959	B. KEATING	1:10.936		2:32.891							
3	16:43:10.793	B. KEATING	16:44:33.911	J. EDGAR	1:23.118	3:56.009									
<b>35</b>	<b>Alpine Endurance Team</b>						HYPERCAR H								
	Alpine A424														
	1	15:02:07.930	F. HABSBURG	15:03:27.030	F. HABSBURG	1:19.100		1:19.100							
	2	16:01:08.684	F. HABSBURG	16:02:31.921	C. MILESI	1:23.237		2:42.337							
	3	17:01:26.414	C. MILESI	17:02:49.560	C. MILESI	1:23.146		4:05.483							
	4	17:22:40.224	C. MILESI	17:23:32.096	C. MILESI	51.872		4:57.355							
	5	18:34:00.405	C. MILESI	18:35:20.951	P. CHATIN	1:20.546		6:17.901							
	6	19:24:53.610	P. CHATIN	19:26:13.991	P. CHATIN	1:20.381		7:38.282							
	7	20:21:29.911	P. CHATIN	20:22:52.357	C. MILESI	1:22.446		9:00.728							
8	21:06:33.217	C. MILESI	21:07:46.388	C. MILESI	1:13.171	10:13.899									
<b>36</b>	<b>Alpine Endurance Team</b>						HYPERCAR H								
	Alpine A424														
	1	15:00:15.564	F. MAKOWIECKI	15:01:38.122	F. MAKOWIECKI	1:22.558		1:22.558							
	2	15:59:18.688	F. MAKOWIECKI	16:00:42.108	M. SCHUMACHER	1:23.420		2:45.978							
	3	16:59:37.409	M. SCHUMACHER	17:01:00.683	M. SCHUMACHER	1:23.274		4:09.252							
	4	17:18:50.161	M. SCHUMACHER	17:19:44.773	M. SCHUMACHER	54.612		5:03.864							
	5	18:30:16.919	M. SCHUMACHER	18:31:34.757	J. GOUNON	1:17.838		6:21.702							
	6	19:27:01.612	J. GOUNON	19:28:21.414	J. GOUNON	1:19.802		7:41.504							
	7	20:19:42.720	J. GOUNON	20:21:01.971	F. MAKOWIECKI	1:19.251		9:00.755							
8	21:04:57.335	F. MAKOWIECKI	21:06:13.234	F. MAKOWIECKI	1:15.899	10:16.654									
<b>38</b>	<b>Cadillac Hertz Team JOTA</b>						HYPERCAR H								
	Cadillac V-Series.R														
	1	14:58:17.623	E. BAMBER	14:59:34.774	E. BAMBER	1:17.151		1:17.151							
	2	16:01:17.210	E. BAMBER	16:02:41.252	J. BUTTON	1:24.042		2:41.193							
	3	17:01:49.276	J. BUTTON	17:03:08.066	J. BUTTON	1:18.790		3:59.983							
	4	17:23:37.100	J. BUTTON	17:24:18.812	J. BUTTON	41.712		4:41.695							
	5	17:52:08.408	J. BUTTON	17:53:09.421	J. BUTTON	1:01.013		5:42.708							
	6	18:00:50.847	J. BUTTON	18:01:57.200	S. BOURDAIS	1:06.353		6:49.061							
	7	19:01:00.487	S. BOURDAIS	19:02:24.179	S. BOURDAIS	1:23.692		8:12.753							
8	20:01:44.037	S. BOURDAIS	20:03:07.159	E. BAMBER	1:23.122	9:35.875									
9	21:02:48.747	E. BAMBER	21:04:10.755	J. BUTTON	1:22.008	10:57.883									
<b>46</b>	<b>Team WRT</b>						LMGT3								
	BMW M4 LMGT3														
	1	14:51:44.034	A. AL HARTHY	14:53:02.310	A. AL HARTHY	1:18.276		1:18.276							
	2	15:45:14.737	A. AL HARTHY	15:46:34.293	A. AL HARTHY	1:19.556		2:37.832							
	3	16:39:46.648	A. AL HARTHY	16:41:09.696	V. ROSSI	1:23.048		4:00.880							
	4	17:24:32.334	V. ROSSI	17:25:44.782	V. ROSSI	1:12.448		5:13.328							
	5	18:24:48.785	V. ROSSI	18:26:20.902	K. VAN DER LINDE	1:32.117		6:45.445							
	6	18:43:12.459	K. VAN DER LINDE	18:43:39.111	K. VAN DER LINDE	26.652		7:12.097							
	7	19:19:47.032	K. VAN DER LINDE	19:21:14.007	V. ROSSI	1:26.975		8:39.072							
8	20:13:50.918	V. ROSSI	20:15:16.377	K. VAN DER LINDE	1:25.459	10:04.531									



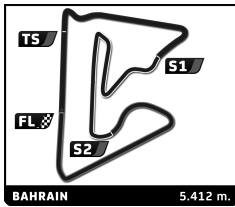


**FIA WEC**  
Bapco Energies 8 Hours of Bahrain  
Race

Pit Stop Analysis

No	In Time	In Driver	Out Time	Out Driver	Pit Time	T. Pit Time	No	In Time	In Driver	Out Time	Out Driver	Pit Time	T. Pit Time
9	21:07:48.712	K. VAN DER LINDE	21:09:08.991	K. VAN DER LINDE	1:20.279	11:24.810	4	17:23:06.978	L. HANAFIN	17:24:29.974	A. GILBERT	1:22.996	5:25.523
<b>50</b> <b>Ferrari AF Corse</b> Ferrari 499P HYPERCAR H							5	18:10:07.293	A. GILBERT	18:11:25.575	F. RUEDA	1:18.282	6:43.805
1	14:59:51.875	N. NIELSEN	15:01:10.441	N. NIELSEN	1:18.566	1:18.566	6	19:01:35.255	F. RUEDA	19:02:58.762	F. RUEDA	1:23.507	8:07.312
2	16:02:30.084	N. NIELSEN	16:03:54.168	M. MOLINA	1:24.084	2:42.650	7	19:53:39.069	F. RUEDA	19:55:05.007	L. HANAFIN	1:25.938	9:33.250
3	17:04:43.216	M. MOLINA	17:06:03.147	M. MOLINA	1:19.931	4:02.581	8	20:45:11.710	L. HANAFIN	20:46:37.815	L. HANAFIN	1:26.105	10:59.355
4	17:21:47.420	M. MOLINA	17:22:27.783	M. MOLINA	40.363	4:42.944	9	21:14:09.921	L. HANAFIN	21:15:00.665	L. HANAFIN	50.744	11:50.099
5	17:59:27.280	M. MOLINA	18:00:26.972	A. FUOCO	59.692	5:42.636	<b>61</b> <b>Iron Lynx</b> Mercedes-AMG LMGT3 LMGT3						
6	19:01:27.355	A. FUOCO	19:02:50.180	A. FUOCO	1:22.825	7:05.461	1	14:53:30.285	M. BERRY	14:54:45.376	L. HODENIUS	1:15.091	1:15.091
7	20:01:50.710	A. FUOCO	20:03:14.939	N. NIELSEN	1:24.229	8:29.690	2	15:50:16.013	L. HODENIUS	15:51:41.592	M. BERRY	1:25.579	2:40.670
8	21:02:03.530	N. NIELSEN	21:03:26.209	N. NIELSEN	1:22.679	9:52.369	3	16:44:42.221	M. BERRY	16:46:08.738	M. BERRY	1:26.517	4:07.187
<b>51</b> <b>Ferrari AF Corse</b> Ferrari 499P HYPERCAR H							4	17:22:02.013	M. BERRY	17:23:12.663	M. MARTIN	1:10.650	5:17.837
1	14:59:44.479	A. GIOVINAZZI	15:01:02.822	A. GIOVINAZZI	1:18.343	1:18.343	5	18:30:16.487	M. MARTIN	18:31:29.869	L. HODENIUS	1:13.382	6:31.219
2	16:02:08.452	A. GIOVINAZZI	16:03:32.807	A. PIER GUIDI	1:24.355	2:42.698	6	19:22:28.688	L. HODENIUS	19:23:53.602	L. HODENIUS	1:24.914	7:56.133
3	17:04:22.600	A. PIER GUIDI	17:05:42.368	A. PIER GUIDI	1:19.768	4:02.466	7	20:16:00.576	L. HODENIUS	20:17:27.185	M. MARTIN	1:26.609	9:22.742
4	17:20:49.024	A. PIER GUIDI	17:21:29.273	A. PIER GUIDI	40.249	4:42.715	8	21:09:54.532	M. MARTIN	21:11:17.613	M. MARTIN	1:23.081	10:45.823
5	18:37:22.089	A. PIER GUIDI	18:38:47.286	J. CALADO	1:25.197	6:07.912	<b>77</b> <b>Proton Competition</b> Ford Mustang LMGT3 LMGT3						
6	19:39:39.119	J. CALADO	19:41:05.574	J. CALADO	1:26.455	7:34.367	1	14:53:54.264	B. SOUSA	14:55:04.691	B. TUCK	1:10.427	1:10.427
7	20:41:56.704	J. CALADO	20:43:21.056	A. PIER GUIDI	1:24.352	8:58.719	2	15:51:03.006	B. TUCK	15:52:30.389	B. SOUSA	1:27.383	2:37.810
8	21:11:12.839	A. PIER GUIDI	21:12:04.369	A. PIER GUIDI	51.530	9:50.249	3	16:47:32.908	B. SOUSA	16:48:44.821	B. TUCK	1:11.913	3:49.723
<b>54</b> <b>Vista AF Corse</b> Ferrari 296 LMGT3 LMGT3							4	17:23:35.805	B. TUCK	17:24:42.189	B. SOUSA	1:06.384	4:56.107
1	14:54:10.790	T. FLOHR	14:55:34.105	F. CASTELLACCI	1:23.315	1:23.315	5	18:24:51.298	B. SOUSA	18:26:09.780	B. BARKER	1:18.482	6:14.589
2	15:50:35.009	F. CASTELLACCI	15:51:58.939	T. FLOHR	1:23.930	2:47.245	6	19:18:47.236	B. BARKER	19:20:17.992	B. TUCK	1:30.756	7:45.345
3	16:45:09.842	T. FLOHR	16:46:21.048	T. FLOHR	1:11.206	3:58.451	7	20:12:34.545	B. TUCK	20:14:03.030	B. BARKER	1:28.485	9:13.830
<b>59</b> <b>United Autosports</b> McLaren 720S LMGT3 Evo LMGT3							8	21:08:31.989	B. BARKER	21:09:56.266	B. BARKER	1:24.277	10:38.107
1	14:54:15.319	J. COTTINGHAM	14:55:26.566	J. COTTINGHAM	1:11.247	1:11.247	<b>78</b> <b>Akkodis ASP Team</b> Lexus RC F LMGT3 LMGT3						
2	15:51:48.654	J. COTTINGHAM	15:53:12.695	S. BAUD	1:24.041	2:35.288	1	14:53:26.187	A. ROBIN	14:54:47.609	A. ROBIN	1:21.422	1:21.422
3	16:43:57.253	S. BAUD	16:45:08.744	S. BAUD	1:11.491	3:46.779	<b>81</b> <b>TF Sport</b> Corvette Z06 LMGT3.R LMGT3						
4	16:47:22.231	S. BAUD	17:09:15.649	S. BAUD	21:53.418	25:40.197	1	14:56:05.835	T. VAN ROMPUY	14:57:17.668	T. VAN ROMPUY	1:11.833	1:11.833
5	17:22:10.130	S. BAUD	17:22:49.514	S. BAUD	39.384	26:19.581	2	15:51:40.758	T. VAN ROMPUY	15:53:07.006	T. VAN ROMPUY	1:26.248	2:38.081
6	17:38:28.001	S. BAUD	18:03:09.641	S. BAUD	24:41.640	51:01.221	3	16:46:07.204	T. VAN ROMPUY	16:47:19.703	R. ANDRADE	1:12.499	3:50.580
7	18:20:08.887	S. BAUD	18:20:35.787	S. BAUD	26.900	51:28.121	4	17:20:55.987	R. ANDRADE	17:22:04.386	R. ANDRADE	1:08.399	4:58.979
8	18:54:32.724	S. BAUD	18:55:12.418	S. BAUD	39.694	52:07.815	5	18:24:54.139	R. ANDRADE	18:26:13.468	R. ANDRADE	1:19.329	6:18.308
9	19:03:54.813	S. BAUD	19:05:01.885	J. COTTINGHAM	1:07.072	53:14.887	6	19:19:10.638	R. ANDRADE	19:20:34.296	C. EASTWOOD	1:23.658	7:41.966
10	19:36:59.714	J. COTTINGHAM	19:38:20.728	G. SAUCY	1:21.014	54:35.901	7	20:12:54.457	C. EASTWOOD	20:14:18.930	C. EASTWOOD	1:24.473	9:06.439
11	20:30:44.988	G. SAUCY	20:32:09.444	G. SAUCY	1:24.456	56:00.357	8	21:06:39.163	C. EASTWOOD	21:08:04.687	C. EASTWOOD	1:25.524	10:31.963
12	21:14:26.875	G. SAUCY	21:15:40.744	G. SAUCY	1:13.869	57:14.226	<b>83</b> <b>AF Corse</b> Ferrari 499P HYPERCAR H						
<b>60</b> <b>Iron Lynx</b> Mercedes-AMG LMGT3 LMGT3							1	14:59:50.699	P. HANSON	15:01:12.129	P. HANSON	1:21.430	1:21.430
1	14:51:43.273	A. GILBERT	14:53:05.121	F. RUEDA	1:21.848	1:21.848	2	15:58:56.239	P. HANSON	16:00:18.248	R. KUBICA	1:22.009	2:43.439
2	15:43:47.160	F. RUEDA	15:45:13.749	A. GILBERT	1:26.589	2:48.437	3	17:01:11.014	R. KUBICA	17:02:30.738	R. KUBICA	1:19.724	4:03.163
3	16:38:39.833	A. GILBERT	16:39:53.923	L. HANAFIN	1:14.090	4:02.527	4	17:22:20.798	R. KUBICA	17:23:15.586	Y. YE	54.788	4:57.951





# FIA WEC Bapco Energies 8 Hours of Bahrain Race

## Pit Stop Analysis

No	In Time	In Driver	Out Time	Out Driver	Pit Time	T. Pit Time	No	In Time	In Driver	Out Time	Out Driver	Pit Time	T. Pit Time
5	18:39:30.849	Y. YE	18:40:53.928	Y. YE	1:23.079	6:21.030	<b>93 Peugeot TotalEnergies</b> Peugeot 9X8 HYPERCAR H						
6	19:44:00.656	Y. YE	19:45:24.396	R. KUBICA	1:23.740	7:44.770	1	14:59:47.790	P. DI RESTA	15:01:05.463	P. DI RESTA	1:17.673	1:17.673
7	20:48:22.742	R. KUBICA	20:49:45.927	R. KUBICA	1:23.185	9:07.955	2	16:02:22.473	P. DI RESTA	16:03:50.355	J. VERGNE	1:27.882	2:45.555
8	21:12:55.345	R. KUBICA	21:13:33.598	R. KUBICA	38.253	9:46.208	3	16:38:05.114	J. VERGNE	16:39:07.265	J. VERGNE	1:02.151	3:47.706
<b>85 Iron Dames</b> Porsche 911 GT3 R LMGT3 LMGT3							4						
1	14:51:55.498	C. MARTIN	14:53:01.809	C. MARTIN	1:06.311	1:06.311	5	17:21:09.025	J. VERGNE	17:22:07.816	J. VERGNE	58.791	4:46.497
2	15:05:59.564	C. MARTIN	15:07:02.673	R. FREY	1:03.109	2:09.420	6	17:53:44.904	J. VERGNE	17:54:43.040	P. DI RESTA	58.136	5:44.633
3	15:57:22.178	R. FREY	15:58:33.180	C. MARTIN	1:11.002	3:20.422	7	18:56:07.160	P. DI RESTA	18:57:31.538	P. DI RESTA	1:24.378	7:09.011
4	16:52:18.410	C. MARTIN	16:53:41.060	C. MARTIN	1:22.650	4:43.072	8	19:58:25.632	P. DI RESTA	19:59:50.625	M. JENSEN	1:24.993	8:34.004
5	17:24:33.217	C. MARTIN	17:25:24.981	M. GATTING	51.764	5:34.836	9	21:00:45.135	M. JENSEN	21:02:09.856	M. JENSEN	1:24.721	9:58.725
6	18:24:52.102	M. GATTING	18:26:20.236	R. FREY	1:28.134	7:02.970	<b>94 Peugeot TotalEnergies</b> Peugeot 9X8 HYPERCAR H						
7	19:18:49.501	R. FREY	19:20:09.521	R. FREY	1:20.020	8:22.990	1	15:01:36.878	L. DUVAL	15:02:55.709	L. DUVAL	1:18.831	1:18.831
8	20:12:55.969	R. FREY	20:14:19.775	M. GATTING	1:23.806	9:46.796	2	16:04:24.178	L. DUVAL	16:05:47.793	T. POURCHAIRE	1:23.615	2:42.446
9	21:06:41.220	M. GATTING	21:08:05.467	M. GATTING	1:24.247	11:11.043	3	16:59:09.596	T. POURCHAIRE	17:00:24.368	T. POURCHAIRE	1:14.772	3:57.218
<b>87 Akkodis ASP Team</b> Lexus RC F LMGT3 LMGT3							4						
1	14:51:22.379	P. UMBRARESCU	14:52:32.571	C. SCHMID	1:10.192	1:10.192	5	17:21:53.350	T. POURCHAIRE	17:22:39.407	T. POURCHAIRE	46.057	4:43.275
2	15:46:08.610	C. SCHMID	15:47:32.398	P. UMBRARESCU	1:23.788	2:33.980	6	17:55:41.934	T. POURCHAIRE	17:56:37.376	T. POURCHAIRE	55.442	5:38.717
3	16:40:13.370	P. UMBRARESCU	16:41:39.818	P. UMBRARESCU	1:26.448	4:00.428	7	18:57:37.217	T. POURCHAIRE	18:59:00.319	M. JAKOBSEN	1:23.102	7:01.819
4	17:21:25.085	P. UMBRARESCU	17:22:50.280	J. LOPEZ	1:25.195	5:25.623	8	20:00:16.994	M. JAKOBSEN	20:01:40.474	M. JAKOBSEN	1:23.480	8:25.299
5	18:26:05.146	J. LOPEZ	18:27:28.942	C. SCHMID	1:23.796	6:49.419	9	21:02:30.354	M. JAKOBSEN	21:03:52.538	M. JAKOBSEN	1:22.184	9:47.483
6	19:19:48.558	C. SCHMID	19:21:11.779	C. SCHMID	1:23.221	8:12.640	<b>95 United Autosports</b> McLaren 720S LMGT3 Evo LMGT3						
7	20:13:37.401	C. SCHMID	20:15:01.928	J. LOPEZ	1:24.527	9:37.167	1	14:56:19.602	D. LEUNG	14:57:32.632	D. LEUNG	1:13.030	1:13.030
8	21:09:18.210	J. LOPEZ	21:10:38.544	J. LOPEZ	1:20.334	10:57.501	2	15:53:58.732	D. LEUNG	15:55:23.997	D. LEUNG	1:25.265	2:38.295
<b>88 Proton Competition</b> Ford Mustang LMGT3 LMGT3							3						
1	14:55:46.406	S. GATTUSO	14:56:58.118	S. GATTUSO	1:11.712	1:11.712	4	16:46:24.437	D. LEUNG	16:47:42.031	S. GELAE	1:17.594	3:55.889
2	15:53:41.905	S. GATTUSO	15:55:05.560	G. LEVORATO	1:23.655	2:35.367	5	17:24:43.548	S. GELAE	17:25:51.841	S. GELAE	1:08.293	5:04.182
3	16:49:49.481	G. LEVORATO	16:51:01.369	G. LEVORATO	1:11.888	3:47.255	6	18:12:04.478	S. GELAE	18:12:31.387	S. GELAE	26.909	5:31.091
4	17:23:49.444	G. LEVORATO	17:24:53.858	S. GATTUSO	1:04.414	4:51.669	7	18:29:24.026	S. GELAE	18:30:36.110	S. GELAE	1:12.084	6:43.175
5	17:57:27.590	S. GATTUSO	17:58:33.184	D. OLSEN	1:05.594	5:57.263	8	19:23:53.098	S. GELAE	19:25:16.114	M. SATO	1:23.016	8:06.191
6	18:50:56.432	D. OLSEN	18:52:25.705	G. LEVORATO	1:29.273	7:26.536	9	20:17:29.665	M. SATO	20:18:54.611	M. SATO	1:24.946	9:31.137
7	19:45:14.146	G. LEVORATO	19:46:30.068	D. OLSEN	1:15.922	8:42.458	<b>99 Proton Competition</b> Porsche 963 HYPERCAR H						
8	20:26:04.140	D. OLSEN	20:27:23.047	D. OLSEN	1:18.907	10:01.365	1	15:02:14.237	N. VARRONE	15:03:34.849	N. VARRONE	1:20.612	1:20.612
9	21:13:54.115	D. OLSEN	21:15:08.635	D. OLSEN	1:14.520	11:15.885	2	16:05:31.804	N. VARRONE	16:06:58.753	N. PINO	1:26.949	2:47.561
<b>92 Manthey 1ST Phorm</b> Porsche 911 GT3 R LMGT3 LMGT3							3						
1	14:54:11.266	R. HARDWICK	14:55:29.937	R. HARDWICK	1:18.671	1:18.671	4	17:08:24.768	N. PINO	17:09:50.942	N. PINO	1:26.174	4:13.735
2	15:48:48.741	R. HARDWICK	15:50:11.569	R. HARDWICK	1:22.828	2:41.499	5	17:21:48.692	N. PINO	17:22:41.529	N. PINO	52.837	5:06.572
3	16:40:57.751	R. HARDWICK	16:42:09.318	R. PERA	1:11.567	3:53.066	6	18:40:07.650	N. PINO	18:41:35.307	N. JANI	1:27.657	6:34.229
4	17:22:19.501	R. PERA	17:23:29.779	R. LIETZ	1:10.278	5:03.344	7	19:43:00.834	N. JANI	19:44:27.957	N. JANI	1:27.123	8:01.352
5	18:28:28.014	R. LIETZ	18:29:40.922	R. LIETZ	1:12.908	6:16.252	8	20:46:05.827	N. JANI	20:47:30.658	N. VARRONE	1:24.831	9:26.183
6	19:22:31.082	R. LIETZ	19:23:54.666	R. PERA	1:23.584	7:39.836							
7	20:16:01.947	R. PERA	20:17:23.083	R. PERA	1:21.136	9:00.972							
8	21:13:50.709	R. PERA	21:15:13.967	R. LIETZ	1:23.258	10:24.230							

