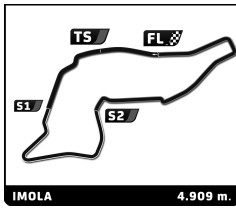


FIA WEC
6 Hours of Imola
Free Practice 2
Sector Analysis

Lap under Red Flag Invalidated Lap Personal Best Session Best Crossing the pit lane

Lap	D	Time	Sector 1	Sector 2	Sector 3	T. Spd	Elapsed	Lap	D	Time	Sector 1	Sector 2	Sector 3	T. Spd	Elapsed
007	Aston Martin Thor Team 1. Harry TINCKNELL 2. Tom GAMBLE Aston Martin Valkyrie HYPERCAR							7	Toyota Racing 1. Mike CONWAY 2. Kamui KOBAYASHI 3. Nyck DE VRIES Toyota TR10 Hybrid HYPERCAR						
1	1	1:58.307	35.832	35.819	46.656	192.4	1:58.307	1	3	3:29.271	2:07.356	34.828	47.087	193.8	3:29.271
2	1	1:37.590	20.790	31.579	45.221	305.0	3:35.897	2	3	1:40.769	21.409	32.514	46.846	281.5	5:10.040
3	1	1:38.802	19.232	30.691	48.879	310.4	5:14.699	3	3	1:41.625	22.011	33.707	45.907	296.5	6:51.665
4	1	1:33.465	19.030	30.505	43.930	311.3	6:48.164	4	3	1:31.273	18.870	29.924	42.479	310.4	8:22.938
5	1	3:37.294	B 18.861	30.357	2:48.076	312.2	10:25.458	5	3	1:31.164	18.700	29.941	42.523	309.5	9:54.102
6	1	2:08.047	38.324	42.996	46.727	193.1	12:33.505	6	3	1:41.436	19.683	33.246	48.507	312.2	11:35.538
7	1	1:46.564	20.324	36.016	50.224	304.1	14:20.069	7	3	1:31.012	18.729	29.933	42.350	307.7	13:06.550
8	1	1:32.819	19.141	30.089	43.589	304.1	15:52.888	8	3	3:12.337	B 18.996	30.884	2:22.457	308.6	16:18.887
9	1	1:41.813	21.048	35.062	45.703	294.8	17:34.701	9	3	1:55.200	36.492	33.528	45.180	193.8	18:14.087
10	1	1:32.909	19.645	30.309	42.955	306.8	19:07.610	10	3	1:34.731	19.713	31.430	43.588	305.0	19:48.818
11	1	1:31.549	18.893	30.187	42.469	305.9	20:39.159	11	3	1:33.061	19.017	30.708	43.336	305.9	21:21.879
12	1	1:56.914	21.528	42.980	52.406	309.5	22:36.073	12	3	1:34.224	19.838	30.664	43.722	308.6	22:56.103
13	1	1:31.432	18.886	29.995	42.551	308.6	24:07.505	13	3	1:33.217	19.137	30.957	43.123	303.3	24:29.320
14	1	3:49.885	B 18.972	31.948	2:58.965	307.7	27:57.390	14	3	1:33.432	19.445	30.826	43.161	305.9	26:02.752
15	2	1:55.853	36.601	34.267	44.985	203.5	29:53.243	15	3	1:32.502	18.983	30.571	42.948	305.9	27:35.254
16	2	1:37.129	19.726	32.111	45.292	305.0	31:30.372	16	3	1:33.392	18.962	31.225	43.205	305.9	29:08.646
17	2	1:34.661	19.438	31.381	43.842	305.0	33:05.033	17	3	1:32.901	19.244	30.744	42.913	305.9	30:41.547
18	2	1:33.840	19.279	30.832	43.729	306.8	34:38.873	18	3	1:32.566	18.918	30.638	43.010	305.9	32:14.113
19	2	1:33.744	19.232	30.961	43.551	306.8	36:12.617	19	3	3:13.994	B 18.969	30.913	2:24.112	305.9	35:28.107
20	2	1:34.832	19.325	30.755	44.752	306.8	37:47.449	20	1	1:49.930	33.979	31.992	43.959	209.2	37:18.037
21	2	1:33.771	19.199	30.676	43.896	307.7	39:21.220	21	1	1:33.526	19.406	30.745	43.375	305.9	38:51.563
22	2	3:43.014	B 19.643	31.158	2:52.213	307.7	43:04.234	22	1	1:33.819	19.176	31.113	43.530	305.0	40:25.382
23	1	2:06.661	41.038	37.187	48.436	177.3	45:10.895	23	1	1:34.174	19.448	31.108	43.618	305.9	41:59.556
24	1	1:39.578	20.068	33.701	45.809	303.3	46:50.473	24	1	1:33.950	19.163	31.454	43.333	306.8	43:33.506
25	1	1:34.105	19.228	30.539	44.338	305.0	48:24.578	25	1	1:33.850	19.241	31.064	43.545	305.9	45:07.356
26	1	1:32.799	18.925	30.654	42.220	306.8	49:57.377	26	1	1:33.303	19.156	30.863	43.284	305.9	46:40.659
27	1	1:37.817	19.476	31.758	46.583	312.2	51:35.194	27	1	1:33.714	19.186	31.014	43.514	305.9	48:14.373
28	1	1:33.662	18.975	30.391	44.296	309.5	53:08.856	28	1	1:36.005	19.146	32.354	44.505	306.8	49:50.378
29	1	1:33.950	18.952	30.226	44.772	308.6	54:42.806	29	1	1:34.339	19.105	31.230	44.004	306.8	51:24.717
30	1	1:34.402	18.799	30.453	45.150	310.4	56:17.208	30	1	1:35.395	19.265	31.524	44.606	306.8	53:00.112
31	1	1:41.929	20.941	34.423	46.565	310.4	57:59.137	31	1	1:34.324	19.189	31.210	43.925	305.9	54:34.436
32	1	1:32.160	18.861	30.561	42.738	309.5	59:31.297	32	1	1:34.608	19.198	31.352	44.058	306.8	56:09.044
33	1	3:37.518	B 18.970	30.916	2:47.632	311.3	1:03:08.815	33	1	1:33.829	19.149	30.974	43.706	303.3	57:42.873
34	2	1:56.588	39.158	33.161	44.269	203.1	1:05:05.403	34	1	1:34.445	19.660	31.367	43.418	283.0	59:17.318
35	2	1:34.715	19.562	31.055	44.098	305.0	1:06:40.118	35	1	2:38.062	B 19.334	31.147	1:47.581	303.3	1:01:55.380
36	2	1:35.456	19.409	31.557	44.490	307.7	1:08:15.574	36	2	1:51.520	33.983	32.828	44.709	211.3	1:03:46.900
37	2	1:34.986	19.877	31.200	43.909	298.1	1:09:50.560	37	2	1:34.311	19.387	31.346	43.578	304.1	1:05:21.211
38	2	1:33.780	19.268	30.912	43.600	307.7	1:11:24.340	38	2	1:34.107	19.034	31.233	43.840	304.1	1:06:55.318
39	2	1:35.100	19.300	31.590	44.210	308.6	1:12:59.440	39	2	1:33.541	19.156	31.064	43.321	303.3	1:08:28.859
40	2	1:34.692	19.252	31.199	44.241	307.7	1:14:34.132	40	2	1:33.359	19.141	30.794	43.424	303.3	1:10:02.218
41	2	1:34.928	19.418	31.676	43.834	308.6	1:16:09.060	41	2	1:33.283	19.095	30.805	43.383	303.3	1:11:35.501
42	2	1:34.123	19.393	30.786	43.944	307.7	1:17:43.183	42	2	1:32.967	19.106	30.704	43.157	303.3	1:13:08.468
43	2	1:34.828	19.361	31.347	44.120	309.5	1:19:18.011	43	2	1:35.073	19.251	31.940	43.882	303.3	1:14:43.541
44	2	1:34.461	19.278	31.227	43.956	307.7	1:20:52.472	44	2	1:34.016	19.106	31.302	43.608	303.3	1:16:17.557
45	2	1:34.943	19.353	31.694	43.896	308.6	1:22:27.415	45	2	1:32.934	19.036	30.732	43.166	304.1	1:17:50.491
46	2	1:34.747	19.638	31.133	43.976	306.8	1:24:02.162	46	2	1:40.684	20.647	31.221	48.816	303.3	1:19:31.175
47	2	1:34.284	19.217	31.054	44.013	305.9	1:25:36.446	47	2	1:33.476	19.155	30.876	43.445	302.4	1:21:04.651
48	2	1:34.745	19.296	31.402	44.047	305.9	1:27:11.191	48	2	1:33.611	19.070	30.833	43.708	302.4	1:22:38.262
49	2	1:33.924	19.291	30.944	43.689	306.8	1:28:45.115	49	2	1:33.984	19.043	31.040	43.901	302.4	1:24:12.246
50	2	1:34.501	19.405	31.212	43.884	307.7	1:30:19.616	50	2	1:33.202	19.294	30.861	43.047	302.4	1:25:45.448



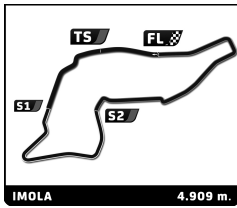
FIA WEC
6 Hours of Imola
Free Practice 2

Sector Analysis

Lap under Red Flag Invalidated Lap Personal Best Session Best Crossing the pit lane

Lap	D	Time	Sector 1	Sector 2	Sector 3	T. Spd	Elapsed	Lap	D	Time	Sector 1	Sector 2	Sector 3	T. Spd	Elapsed								
51	2	1:32.900	19.054	30.711	43.135	302.4	1:27:18.348	48	3	1:36.133	19.005	31.460	45.668	304.1	1:24:24.556								
52	2	1:32.684	19.030	30.627	43.027	303.3	1:28:51.032	49	3	1:37.199	19.091	30.843	47.265	303.3	1:26:01.755								
53	2	1:32.859	19.057	30.720	43.082	302.4	1:30:23.891	50	3	2:01.228 B	19.064	30.954	1:11.210	303.3	1:28:02.983								
8 Toyota Racing Toyota TR010 Hybrid								51								3	1:49.061	33.566	31.974	43.521	211.7	1:29:52.044	
1. Sébastien BUEMI								52								3	1:34.712	19.281	31.467	43.964	312.2	1:31:26.756	
2. Brendon HARTLEY								3. Ryo HIRAKAWA								Aston Martin Valkyrie							
HYPERCAR								HYPERCAR								HYPERCAR							
1	3	2:12.610	47.586	36.235	48.789	176.7	2:12.610	009 Aston Martin Thor Team Aston Martin Valkyrie															
2	3	1:39.943	20.801	32.674	46.468	270.7	3:52.553	1. Alex RIBERAS															
3	3	1:36.656	20.069	31.459	45.128	283.0	5:29.209	2. Marco SØRENSEN															
4	3	1:32.237	18.999	30.150	43.088	311.3	7:01.446	1	2	1:55.933	34.253	35.350	46.330	196.7	1:55.933								
5	3	1:35.091	18.824	30.353	45.914	312.2	8:36.537	2	2	1:38.232	20.167	31.435	46.630	300.7	3:34.165								
6	3	1:31.555	18.944	29.935	42.676	311.3	10:08.092	3	2	1:38.189	19.423	31.330	47.436	310.4	5:12.354								
7	3	3:05.960 B	18.823	30.097	2:17.040	311.3	13:14.052	4	2	1:33.491	19.205	30.846	43.440	310.4	6:45.845								
8	1	1:55.567	37.632	33.179	44.756	190.7	15:09.619	5	2	1:32.774	19.072	30.485	43.217	310.4	8:18.619								
9	1	1:34.227	19.431	31.282	43.514	305.0	16:43.846	6	2	1:34.869	19.124	31.886	43.859	314.1	9:53.488								
10	1	1:33.555	19.274	30.751	43.530	307.7	18:17.401	7	2	3:09.993 B	19.178	30.804	2:20.011	309.5	13:03.481								
11	1	1:33.125	19.038	30.650	43.437	307.7	19:50.526	8	2	1:57.195	38.547	33.277	45.371	148.0	15:00.676								
12	1	5:25.027 B	19.000	30.629	4:35.398	309.5	25:15.553	9	2	1:49.016	19.349	33.253	56.414	303.3	16:49.692								
13	1	1:51.267	35.593	31.661	44.013	209.2	27:06.820	10	2	1:32.513	19.074	30.226	43.213	307.7	18:22.205								
14	1	1:33.017	19.079	30.643	43.295	305.9	28:39.837	11	2	1:32.224	19.002	30.284	42.938	307.7	19:54.429								
15	1	1:33.692	18.990	30.992	43.710	307.7	30:13.529	12	2	1:57.975	22.398	39.481	56.096	280.7	21:52.404								
16	1	1:34.862	18.960	30.914	44.988	308.6	31:48.391	13	2	1:54.297	23.786	37.382	53.129	230.6	23:46.701								
17	1	1:33.649	18.956	30.697	43.996	307.7	33:22.040	14	2	1:31.954	19.070	30.215	42.669	305.9	25:18.655								
18	1	1:34.371	19.024	31.671	43.676	309.5	34:56.411	15	2	2:55.106 B	18.839	30.556	2:05.711	308.6	28:13.761								
19	1	1:33.877	19.939	30.842	43.096	310.4	36:30.288	16	2	2:06.216	40.420	37.371	48.425	189.0	30:19.977								
20	1	1:32.738	18.969	30.589	43.180	308.6	38:03.026	17	2	1:37.855	20.714	32.300	44.841	280.0	31:57.832								
21	1	1:32.626	19.039	30.620	42.967	309.5	39:35.652	18	2	1:33.592	19.072	30.689	43.831	305.9	33:31.424								
22	1	1:33.177	18.875	31.038	43.264	310.4	41:08.829	19	2	1:34.692	18.968	30.668	45.056	312.2	35:06.116								
23	1	1:33.858	18.856	30.650	44.352	310.4	42:42.687	20	2	1:57.264	21.098	35.274	1:00.892	267.3	37:03.380								
24	1	1:32.659	19.015	30.574	43.070	310.4	44:15.346	21	2	3:14.286 B	19.070	30.415	2:24.801	306.8	40:17.666								
25	1	2:42.694 B	18.837	30.849	1:53.008	309.5	46:58.040	22	1	1:58.989	38.493	33.784	46.712	199.3	42:16.655								
26	2	1:52.277	34.243	33.871	44.163	210.8	48:50.317	23	1	1:35.877	19.964	31.264	44.649	310.4	43:52.532								
27	2	1:34.199	19.360	31.109	43.730	307.7	50:24.516	24	1	1:35.725	19.770	31.670	44.285	302.4	45:28.257								
28	2	1:33.716	19.130	30.769	43.817	307.7	51:58.232	25	1	1:36.111	20.398	31.755	43.958	285.3	47:04.368								
29	2	1:33.433	19.122	30.952	43.359	307.7	53:31.665	26	1	1:39.439	19.849	34.911	44.679	309.5	48:43.807								
30	2	1:33.367	19.141	30.866	43.360	307.7	55:05.032	27	1	1:34.341	19.459	31.303	43.579	309.5	50:18.148								
31	2	1:35.410	19.767	31.496	44.147	304.1	56:40.442	28	1	2:43.917 B	19.431	30.870	1:53.616	313.1	53:02.065								
32	2	1:33.314	19.081	30.666	43.567	308.6	58:13.756	29	1	1:52.316	36.156	32.054	44.106	203.1	54:54.381								
33	2	1:32.980	18.969	30.677	43.334	310.4	59:46.736	30	1	1:32.995	19.242	30.575	43.178	307.7	56:27.376								
34	2	1:33.336	19.077	30.816	43.443	309.5	1:01:20.072	31	1	1:32.731	19.147	30.456	43.128	309.5	58:00.107								
35	2	1:34.210	18.911	31.273	44.026	309.5	1:02:54.282	32	1	1:32.899	19.024	30.663	43.212	313.1	59:33.006								
36	2	1:34.712	19.818	31.164	43.730	310.4	1:04:28.994	33	1	1:34.041	19.003	31.162	43.876	311.3	1:01:07.047								
37	2	1:34.344	19.728	30.795	43.821	299.8	1:06:03.338	34	1	1:33.530	19.173	30.539	43.818	308.6	1:02:40.577								
38	2	1:33.012	18.948	30.779	43.285	308.6	1:07:36.350	35	1	1:32.398	19.040	30.467	42.891	310.4	1:04:12.975								
39	2	2:29.267 B	19.002	30.603	1:39.662	309.5	1:10:05.617	36	1	4:26.986 B	18.996	30.693	3:37.297	310.4	1:08:39.961								
40	3	1:48.947	34.086	31.193	43.668	211.7	1:11:54.564	37	1	1:51.789	36.295	31.833	43.661	203.9	1:10:31.750								
41	3	1:33.456	19.011	30.843	43.602	308.6	1:13:28.020	38	1	1:34.025	19.468	31.315	43.242	308.6	1:12:05.775								
42	3	1:33.063	19.161	30.568	43.334	305.9	1:15:01.083	39	1	1:33.697	19.222	31.015	43.460	311.3	1:13:39.472								
43	3	1:32.787	18.994	30.474	43.319	305.9	1:16:33.870	40	1	1:33.091	19.051	30.606	43.434	308.6	1:15:12.563								
44	3	1:33.950	19.106	31.067	43.777	303.3	1:18:07.820	41	1	1:33.390	19.141	30.849	43.400	311.3	1:16:45.953								
45	3	1:33.904	19.662	30.637	43.605	304.1	1:19:41.724	10 Garage 59 McLaren 720S LMGT3 Evo															
46	3	1:33.459	18.991	30.820	43.648	303.3	1:21:15.183	1. Antares AU															
47	3	1:33.240	19.061	30.773	43.406	303.3	1:22:48.423	2. Thomas FLEMING															
								3. Marvin KIRCHHÖFER								LMGT3							
1	1	2:44.812	1:16.346	37.683	50.783	162.6	2:44.812																





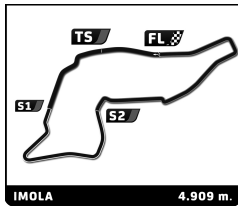
FIA WEC
6 Hours of Imola
Free Practice 2

Sector Analysis

Lap under Red Flag Invalidated Lap Personal Best Session Best Crossing the pit lane

Lap	D	Time	Sector 1	Sector 2	Sector 3	T. Spd	Elapsed	Lap	D	Time	Sector 1	Sector 2	Sector 3	T. Spd	Elapsed
2	1	1:45.280	22.181	34.393	48.706	258.8	4:30.092	6	2	1:31.882	18.804	30.333	42.745	309.5	10:11.070
3	1	1:43.715	21.692	33.959	48.064	261.3	6:13.807	7	2	5:01.065 B	18.900	30.664	4:11.501	310.4	15:12.135
4	1	1:42.963	21.524	33.565	47.874	262.0	7:56.770	8	1	1:52.260	36.380	31.898	43.982	169.6	17:04.395
5	1	3:50.147 B	21.635	33.972	2:54.540	260.7	11:46.917	9	1	1:34.672	19.502	31.357	43.813	305.0	18:39.067
6	1	2:07.609	38.128	34.895	54.586	175.2	13:54.526	10	1	1:33.360	19.124	30.837	43.399	302.4	20:12.427
7	1	1:45.176	21.946	34.265	48.965	258.8	15:39.702	11	1	1:33.042	19.085	30.591	43.366	306.8	21:45.469
8	1	1:44.781	21.920	34.186	48.675	257.5	17:24.483	12	1	1:32.991	19.242	30.554	43.195	302.4	23:18.460
9	1	1:46.643	23.252	34.510	48.881	256.9	19:11.126	13	1	1:34.161	19.191	31.098	43.872	309.5	24:52.621
10	1	1:46.885	22.059	35.731	49.095	258.1	20:58.011	14	1	1:34.391	19.215	31.065	44.111	305.0	26:27.012
11	1	1:44.745	21.958	34.266	48.521	260.0	22:42.756	15	1	1:34.802	19.258	31.200	44.344	308.6	28:01.814
12	1	1:45.252	22.111	34.439	48.702	261.3	24:28.008	16	1	1:35.059	20.529	31.276	43.254	283.8	29:36.873
13	1	1:46.572	22.593	35.286	48.693	260.7	26:14.580	17	1	1:32.559	19.022	30.532	43.005	306.8	31:09.432
14	1	1:45.217	21.902	34.294	49.021	258.8	27:59.797	18	1	1:33.089	19.012	30.484	43.593	305.0	32:42.521
15	1	1:46.724	23.428	34.610	48.686	256.9	29:46.521	19	1	1:34.263	19.255	31.226	43.782	308.6	34:16.784
16	1	1:46.741	22.015	34.329	50.397	258.8	31:33.262	20	1	1:32.846	19.031	30.506	43.309	307.7	35:49.630
17	1	4:14.716 B	22.306	34.397	3:18.013	257.5	35:47.978	21	1	1:33.422	18.960	30.599	43.863	308.6	37:23.052
18	3	1:58.584	36.265	34.224	48.095	178.2	37:46.562	22	1	1:35.088	19.224	31.327	44.537	305.9	38:58.140
19	3	1:43.297	21.853	33.733	47.711	257.5	39:29.859	23	1	1:34.876	19.139	30.649	45.088	309.5	40:33.016
20	3	1:43.193	21.475	33.715	48.003	260.7	41:13.052	24	1	1:34.258	19.680	30.926	43.652	301.5	42:07.274
21	3	1:44.179	21.901	33.797	48.481	260.7	42:57.231	25	1	1:33.449	19.050	31.061	43.338	311.3	43:40.723
22	3	1:43.081	21.478	33.825	47.778	260.7	44:40.312	26	1	1:32.977	18.869	30.517	43.591	310.4	45:13.700
23	3	1:43.736	21.783	34.004	47.949	236.8	46:24.048	27	1	1:33.731	19.029	31.137	43.565	312.2	46:47.431
24	3	1:43.270	21.554	33.820	47.896	259.4	48:07.318	28	1	1:34.762	19.260	30.966	44.536	310.4	48:22.193
25	3	1:45.453	21.765	34.873	48.815	260.0	49:52.771	29	1	1:33.634	18.902	31.080	43.652	310.4	49:55.827
26	3	1:44.613	21.516	34.519	48.578	261.3	51:37.384	30	1	1:33.139	18.909	30.936	43.294	313.1	51:28.966
27	3	1:43.716	22.005	33.978	47.733	231.6	53:21.100	31	1	1:38.043	19.996	31.379	46.668	312.2	53:07.009
28	3	1:43.690	21.843	34.018	47.829	233.6	55:04.790	32	1	1:34.130	19.426	30.876	43.828	309.5	54:41.139
29	3	3:36.962 B	21.777	34.537	2:40.648	259.4	58:41.752	33	1	1:32.802	18.896	30.449	43.457	311.3	56:13.941
30	2	2:02.875	36.628	35.421	50.826	177.9	1:00:44.627	34	1	2:33.121 B	19.333	30.849	1:42.939	309.5	58:47.062
31	2	1:44.426	21.958	34.178	48.290	242.8	1:02:29.053	35	2	1:53.331	34.459	32.610	46.262	207.1	1:00:40.393
32	2	1:44.192	21.915	34.158	48.119	244.4	1:04:13.245	36	2	1:37.156	19.592	32.605	44.959	308.6	1:02:17.549
33	2	1:44.402	21.945	34.121	48.336	247.3	1:05:57.647	37	2	1:34.516	19.379	31.131	44.006	306.8	1:03:52.065
34	2	1:43.899	21.660	34.216	48.023	259.4	1:07:41.546	38	2	1:36.626	19.459	32.229	44.938	309.5	1:05:28.691
35	2	1:43.786	21.729	34.170	47.887	250.8	1:09:25.332	39	2	1:35.113	19.484	31.851	43.778	310.4	1:07:03.804
36	2	1:44.645	22.234	34.261	48.150	260.0	1:11:09.977	40	2	1:33.884	19.376	31.007	43.501	310.4	1:08:37.688
37	2	1:44.048	21.775	34.085	48.188	258.8	1:12:54.025	41	2	1:34.303	19.171	31.462	43.670	309.5	1:10:11.991
38	2	1:44.088	21.792	34.357	47.939	260.7	1:14:38.113	42	2	1:33.686	19.169	30.897	43.620	309.5	1:11:45.677
39	2	1:44.144	21.749	34.427	47.968	262.0	1:16:22.257	43	2	1:33.207	19.122	30.836	43.249	308.6	1:13:18.884
40	2	1:43.857	21.801	34.071	47.985	260.7	1:18:06.114	44	2	1:33.508	19.204	30.802	43.502	307.7	1:14:52.392
41	2	1:43.989	21.754	34.162	48.073	258.8	1:19:50.103	45	2	1:35.616	19.485	31.837	44.294	305.0	1:16:28.008
42	2	3:41.684 B	21.852	34.259	2:45.573	259.4	1:23:31.787	46	2	1:34.515	19.443	31.290	43.782	311.3	1:18:02.523
43	2	2:01.628	36.847	36.267	48.514	178.8	1:25:33.415	47	2	1:34.029	19.233	30.763	44.033	309.5	1:19:36.552
44	2	1:43.947	21.849	34.164	47.934	257.5	1:27:17.362	48	2	1:34.583	19.486	31.167	43.930	306.8	1:21:11.135
45	2	1:43.856	21.805	34.147	47.904	258.8	1:29:01.218	49	2	1:36.001	19.331	32.369	44.301	307.7	1:22:47.136
46	2	1:43.848	21.716	34.273	47.859	260.7	1:30:45.066	50	2	1:35.127	19.308	31.778	44.041	305.0	1:24:22.263
51	2	1:35.620	19.311	31.795	44.514	305.0	1:25:57.883	52	2	1:33.562	19.199	30.988	43.375	305.9	1:27:31.445
53	2	1:33.945	19.453	31.002	43.490	309.5	1:29:05.390	54	2	1:33.308	19.106	30.906	43.296	307.7	1:30:38.698
12 Cadillac Hertz Team Jota 1. Will STEVENS 2. Norman NATO Cadillac V-Series.R HYPERCAR								15 BMW M Team WRT 1. Kevin MAGNUSSEN 2. Raffaele MARCIELLO BMW M Hybrid V8 HYPERCAR							
1	2	2:15.861	50.438	36.934	48.489	187.7	2:15.861	1	1	2:18.929	57.913	33.742	47.274	160.6	2:18.929
2	2	1:39.401	20.939	32.566	45.896	278.5	3:55.262								
3	2	1:36.791	19.806	32.286	44.699	305.9	5:32.053								
4	2	1:34.383	19.122	31.450	43.811	310.4	7:06.436								
5	2	1:32.752	18.860	30.653	43.239	309.5	8:39.188								





FIA WEC
6 Hours of Imola
Free Practice 2

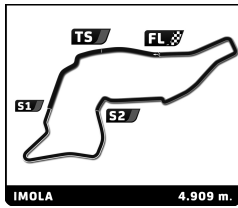
Sector Analysis

Lap under Red Flag Invalidated Lap Personal Best Session Best Crossing the pit lane

Lap	D	Time	Sector 1	Sector 2	Sector 3	T. Spd	Elapsed	Lap	D	Time	Sector 1	Sector 2	Sector 3	T. Spd	Elapsed
2	1	1:38.969	20.147	31.681	47.141	310.4	3:57.898	12	3	1:33.513	19.171	31.066	43.276	305.0	24:43.891
3	1	1:37.558	18.892	31.373	47.293	312.2	5:35.456	13	3	1:34.692	19.238	31.704	43.750	305.0	26:18.583
4	1	1:32.550	18.861	30.282	43.407	310.4	7:08.006	14	3	1:34.168	19.156	31.145	43.867	306.8	27:52.751
5	1	1:31.873	18.715	30.395	42.763	312.2	8:39.879	15	3	1:32.698	18.987	30.587	43.124	305.0	29:25.449
6	1	1:52.196	23.444	38.125	50.627	313.1	10:32.075	16	3	1:32.941	19.108	30.551	43.282	304.1	30:58.390
7	1	1:31.853	18.801	30.276	42.776	311.3	12:03.928	17	3	1:34.295	19.129	31.256	43.910	305.9	32:32.685
8	1	1:45.220	19.714	35.725	49.781	310.4	13:49.148	18	3	1:32.822	19.247	30.469	43.106	304.1	34:05.507
9	1	6:36.522 B	18.806	30.270	5:47.446	309.5	20:25.670	19	3	1:33.559	19.185	30.606	43.768	305.0	35:39.066
10	1	1:55.542	36.811	33.808	44.923	197.8	22:21.212	20	3	1:34.491	19.129	31.492	43.870	305.0	37:13.557
11	1	21:11.562 B	19.770	31.741	...	307.7	43:32.774	21	3	1:32.645	19.179	30.471	42.995	306.8	38:46.202
12	1	1:53.597	36.628	32.979	43.990	201.6	45:26.371	22	3	2:37.429 B	19.259	31.349	1:46.821	305.9	41:23.631
13	1	1:35.374	19.387	32.077	43.910	294.8	47:01.745	23	2	1:51.453	35.269	31.808	44.376	201.2	43:15.084
14	1	1:34.264	19.409	31.218	43.637	295.6	48:36.009	24	2	1:33.841	19.417	30.940	43.484	306.8	44:48.925
15	1	1:34.255	19.420	31.187	43.648	297.3	50:10.264	25	2	1:34.116	19.154	30.811	44.151	306.8	46:23.041
16	1	1:33.754	19.253	31.047	43.454	295.6	51:44.018	26	2	1:35.045	20.046	31.327	43.672	303.3	47:58.086
17	1	1:36.030	19.311	30.833	45.886	297.3	53:20.048	27	2	1:34.085	19.172	31.187	43.726	307.7	49:32.171
18	1	1:35.901	19.337	31.636	44.928	297.3	54:55.949	28	2	1:35.108	19.581	31.845	43.682	306.8	51:07.279
19	1	1:34.201	19.431	31.144	43.626	297.3	56:30.150	29	2	1:34.085	19.123	31.300	43.662	308.6	52:41.364
20	1	1:34.108	19.283	31.037	43.788	300.7	58:04.258	30	2	1:35.222	19.166	30.798	45.258	307.7	54:16.586
21	1	1:33.964	19.229	31.032	43.703	298.1	59:38.222	31	2	1:34.640	19.456	31.753	43.431	305.9	55:51.226
22	1	1:34.219	19.249	31.244	43.726	299.0	1:01:12.441	32	2	1:32.895	19.102	30.582	43.211	306.8	57:24.121
23	1	1:34.686	19.230	31.315	44.141	301.5	1:02:47.127	33	2	1:32.929	19.103	30.620	43.206	307.7	58:57.050
24	1	1:34.794	19.784	31.212	43.798	310.4	1:04:21.921	34	2	2:32.958 B	19.279	30.793	1:42.886	308.6	1:01:30.008
25	1	1:33.743	19.174	30.942	43.627	309.5	1:05:55.664	35	1	1:51.037	35.285	31.530	44.222	201.6	1:03:21.045
26	1	1:33.357	19.158	30.757	43.442	299.8	1:07:29.021	36	1	1:34.404	19.440	31.012	43.952	303.3	1:04:55.449
27	1	1:33.353	19.246	30.693	43.414	298.1	1:09:02.374	37	1	1:35.142	19.406	31.708	44.028	305.9	1:06:30.591
28	1	1:34.203	19.431	31.207	43.565	303.3	1:10:36.577	38	1	1:34.474	19.385	31.444	43.645	305.0	1:08:05.065
29	1	1:33.420	19.180	30.830	43.410	302.4	1:12:09.997	39	1	1:34.919	19.325	31.205	44.389	304.1	1:09:39.984
30	1	2:47.038 B	19.154	30.790	1:57.094	302.4	1:14:57.035	40	1	1:36.566	19.567	32.187	44.812	302.4	1:11:16.550
31	2	1:51.781	34.746	32.381	44.654	205.5	1:16:48.816	41	1	1:34.734	19.399	31.289	44.046	305.0	1:12:51.284
32	2	1:34.924	19.578	31.235	44.111	293.2	1:18:23.740	42	1	1:34.675	19.391	31.292	43.992	304.1	1:14:25.959
33	2	1:34.823	19.564	31.324	43.935	294.0	1:19:58.563	43	1	1:34.420	19.484	30.958	43.978	305.9	1:16:00.379
34	2	1:35.191	19.762	31.356	44.073	294.0	1:21:33.754	44	1	1:36.306	19.452	31.248	45.606	305.9	1:17:36.685
35	2	1:34.339	19.491	31.145	43.703	294.0	1:23:08.093	45	1	1:35.526	19.690	31.638	44.198	310.4	1:19:12.211
36	2	1:35.849	20.551	31.320	43.978	292.4	1:24:43.942	46	1	1:35.039	19.538	31.262	44.239	308.6	1:20:47.250
37	2	1:34.946	19.547	31.245	44.154	293.2	1:26:18.888	47	1	1:35.400	19.409	31.459	44.532	308.6	1:22:22.650
38	2	1:35.896	19.697	31.776	44.423	296.5	1:27:54.784	48	1	1:35.156	19.432	31.260	44.464	307.7	1:23:57.806
39	2	1:34.740	19.613	31.283	43.844	290.0	1:29:29.524	49	1	2:21.230 B	19.390	31.144	1:30.696	304.1	1:26:19.036
40	2	1:34.841	19.416	31.551	43.874	290.8	1:31:04.365	50	1	1:53.498	36.142	32.345	45.011	200.1	1:28:12.534

17		Genesis Magma Racing		Genesis GMR-001-Hypercar			
1. André LOTTERER		3. Mathys JAUBERT		HYPERCAR			
2. Luis Felipe DERANI							
1	1	2:03.464	39.240	36.007	48.217	190.4	2:03.464
2	1	1:40.290	21.123	33.175	45.992	270.7	3:43.754
3	1	1:38.174	20.465	32.313	45.396	299.0	5:21.928
4	1	1:32.557	19.194	30.397	42.966	305.9	6:54.485
5	1	1:52.795	22.407	40.979	49.409	287.6	8:47.280
6	1	1:35.634	19.074	30.584	45.976	307.7	10:22.914
7	1	1:32.287	18.967	30.125	43.195	305.9	11:55.201
8	1	6:15.378 B	20.206	31.625	5:23.547	305.9	18:10.579
9	3	1:51.590	34.861	32.029	44.700	202.8	20:02.169
10	3	1:34.055	19.481	30.965	43.609	303.3	21:36.224
11	3	1:34.154	19.194	30.953	44.007	304.1	23:10.378

19		Genesis Magma Racing		Genesis GMR-001-Hypercar			
1. Mathieu JAMINET		3. Daniel JUNCADELLA		HYPERCAR			
2. Paul-Loup CHATIN							
1	1	3:09.179 B	44.817	38.084	1:46.278	150.8	3:09.179
2	1	1:56.608	37.193	33.055	46.360	195.3	5:05.787
3	1	1:32.830	19.319	30.558	42.953	306.8	6:38.617
4	1	1:32.092	18.798	30.383	42.911	307.7	8:10.709
5	1	1:31.387	18.823	29.857	42.707	306.8	9:42.096
6	1	3:55.292 B	18.785	30.431	3:06.076	307.7	13:37.388
7	3	1:53.297	36.303	32.427	44.567	190.4	15:30.685
8	3	1:34.822	19.640	31.161	44.021	302.4	17:05.507
9	3	1:34.659	19.348	31.578	43.733	303.3	18:40.166
10	3	1:36.181	20.454	31.905	43.822	285.3	20:16.347
11	3	1:33.310	19.211	30.579	43.520	305.0	21:49.657



FIA WEC
6 Hours of Imola
Free Practice 2

Sector Analysis

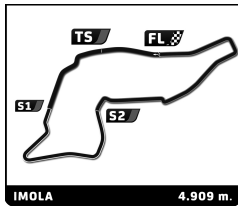
Lap under Red Flag Invalidated Lap Personal Best Session Best Crossing the pit lane

Lap	D	Time	Sector 1	Sector 2	Sector 3	T. Spd	Elapsed	Lap	D	Time	Sector 1	Sector 2	Sector 3	T. Spd	Elapsed
12	3	1:33.965	19.150	30.765	44.050	304.1	23:23.622	12	2	1:35.129	19.185	31.672	44.272	293.2	30:16.028
13	3	1:34.130	19.297	31.212	43.621	300.7	24:57.752	13	2	1:33.815	19.927	30.877	43.011	295.6	31:49.843
14	3	1:33.713	19.115	30.807	43.791	305.0	26:31.465	14	2	1:33.423	19.082	30.950	43.391	295.6	33:23.266
15	3	1:34.192	19.400	31.099	43.693	296.5	28:05.657	15	2	1:34.148	19.834	30.807	43.507	294.8	34:57.414
16	3	1:34.755	19.284	31.565	43.906	305.9	29:40.412	16	2	1:33.621	19.239	31.237	43.145	297.3	36:31.035
17	3	1:33.844	19.275	30.960	43.609	305.0	31:14.256	17	2	1:33.029	19.122	30.885	43.022	298.1	38:04.064
18	3	1:33.990	19.679	30.733	43.578	303.3	32:48.246	18	2	1:33.767	19.117	31.233	43.417	311.3	39:37.831
19	3	1:33.528	19.229	30.852	43.447	300.7	34:21.774	19	2	1:32.863	18.991	30.714	43.158	299.0	41:10.694
20	3	1:33.915	19.058	31.289	43.568	305.9	35:55.689	20	2	1:33.550	18.979	30.709	43.862	299.0	42:44.244
21	3	1:33.699	19.164	30.659	43.876	305.0	37:29.388	21	2	1:33.038	19.121	30.709	43.208	296.5	44:17.282
22	3	1:35.370	19.311	31.788	44.271	300.7	39:04.758	22	2	1:33.446	19.337	30.820	43.289	299.8	45:50.728
23	3	3:08.331 B	19.226	31.646	2:17.459	305.0	42:13.089	23	2	1:33.429	19.557	30.721	43.151	295.6	47:24.157
24	2	1:51.785	35.339	31.868	44.578	205.1	44:04.874	24	2	1:37.741	19.078	34.337	44.326	301.5	49:01.898
25	2	1:34.309	19.528	31.086	43.695	303.3	45:39.183	25	2	1:33.672	19.731	30.831	43.110	300.7	50:35.570
26	2	1:36.837	19.393	30.979	46.465	306.8	47:16.020	26	2	1:32.497	19.063	30.485	42.949	298.1	52:08.067
27	2	1:35.312	19.461	31.743	44.108	305.0	48:51.332	27	2	1:32.311	19.043	30.314	42.954	296.5	53:40.378
28	2	1:34.085	19.455	31.070	43.560	299.0	50:25.417	28	2	1:32.675	19.079	30.505	43.091	298.1	55:13.053
29	2	1:33.940	19.393	30.859	43.688	299.0	51:59.357	29	2	1:33.698	19.207	30.822	43.669	300.7	56:46.751
30	2	1:34.202	19.348	31.026	43.828	301.5	53:33.559	30	2	1:33.027	19.223	30.767	43.037	297.3	58:19.778
31	2	1:33.853	19.271	30.817	43.765	301.5	55:07.412	31	2	1:32.444	19.013	30.514	42.917	298.1	59:52.222
32	2	1:35.024	19.267	31.581	44.176	301.5	56:42.436	32	2	1:32.792	19.117	30.400	43.275	299.8	1:01:25.014
33	2	1:33.962	19.413	30.839	43.710	301.5	58:16.398	33	2	1:34.521	20.077	31.225	43.219	302.4	1:02:59.535
34	2	1:34.114	19.317	30.974	43.823	306.8	59:50.512	34	2	1:35.546	20.281	31.479	43.786	294.8	1:04:35.081
35	2	1:33.679	19.254	30.605	43.820	300.7	1:01:24.191	35	2	1:33.143	19.056	30.561	43.526	299.0	1:06:08.224
36	2	1:35.219	20.213	31.011	43.995	284.5	1:02:59.410	36	2	1:32.395	19.145	30.379	42.871	300.7	1:07:40.619
37	2	1:39.006	20.288	32.443	46.275	309.5	1:04:38.416	37	2	1:32.149	19.021	30.402	42.726	302.4	1:09:12.768
38	2	1:35.408	19.918	31.465	44.025	281.5	1:06:13.824	38	2	1:32.612	19.078	30.579	42.955	305.9	1:10:45.380
39	2	1:35.004	19.330	31.843	43.831	301.5	1:07:48.828	39	2	1:33.081	19.739	30.549	42.793	310.4	1:12:18.461
40	2	4:18.556 B	19.152	31.002	3:28.402	304.1	1:12:07.384	40	2	1:32.323	18.838	30.614	42.871	310.4	1:13:50.784
41	1	1:51.965	35.684	31.887	44.394	203.1	1:13:59.349	41	2	1:31.877	18.900	30.313	42.664	309.5	1:15:22.661
42	1	1:34.961	19.535	31.164	44.262	300.7	1:15:34.310	42	2	1:32.332	18.929	30.556	42.847	310.4	1:16:54.993
43	1	1:34.794	19.430	31.446	43.918	299.8	1:17:09.104	43	2	2:35.333 B	19.191	30.881	1:45.261	312.2	1:19:30.326
44	1	1:35.051	19.544	31.137	44.370	302.4	1:18:44.155	44	1	1:50.277	34.700	31.573	44.004	206.7	1:21:20.603
45	1	1:34.207	19.405	31.054	43.748	297.3	1:20:18.362	45	1	1:33.550	19.362	30.843	43.345	305.0	1:22:54.153
46	1	1:34.165	19.344	31.075	43.746	300.7	1:21:52.527	46	1	1:34.162	19.349	31.136	43.677	295.6	1:24:28.315
47	1	2:02.595 B	19.344	30.911	1:12.340	299.8	1:23:55.122	47	1	1:34.994	19.872	31.116	44.006	295.6	1:26:03.309
48	1	1:53.720	36.556	32.589	44.575	199.3	1:25:48.842	48	1	1:33.864	19.257	31.165	43.442	296.5	1:27:37.173
49	1	1:34.330	19.565	31.136	43.629	294.8	1:27:23.172	49	1	1:33.506	19.183	30.841	43.482	295.6	1:29:10.679
50	1	1:34.434	19.318	31.118	43.998	296.5	1:28:57.606	50	1	1:33.466	19.055	31.055	43.356	297.3	1:30:44.145

20		BMW M Team WRT		BMW M Hybrid V8 HYPERCAR			
		1. Robin FRIJNS					
		2. René RAST					
1	1	2:24.230	1:00.556	35.010	48.664	181.5	2:24.230
2	1	1:40.246	20.879	32.651	46.716	286.8	4:04.476
3	1	1:37.380	19.880	31.595	45.905	308.6	5:41.856
4	1	1:34.020	18.968	30.354	44.698	309.5	7:15.876
5	1	1:34.561	18.684	31.241	44.636	310.4	8:50.437
6	1	1:34.602	18.623	30.155	45.824	310.4	10:25.039
7	1	1:31.354	18.681	29.990	42.683	310.4	11:56.393
8	1	11:36.010 B	18.872	29.920	...	311.3	23:32.403
9	2	1:59.621	38.078	34.868	46.675	186.3	25:32.024
10	2	1:35.302	20.020	31.487	43.795	292.4	27:07.326
11	2	1:33.573	19.330	30.934	43.309	295.6	28:40.899

21		Vista AF Corse		Ferrari 296 LMGT3 Evo			
		1. François HÉRIAU		3. Alessio ROVERA			
		2. Simon MANN		LMGT3			
1	1	2:33.532	1:04.713	37.531	51.288	168.0	2:33.532
2	1	1:47.063	22.628	35.426	49.009	258.8	4:20.595
3	1	1:43.487	21.661	33.808	48.018	257.5	6:04.082
4	1	1:43.321	21.548	33.824	47.949	257.5	7:47.403
5	1	1:43.291	21.613	33.898	47.780	256.9	9:30.694
6	1	1:47.531	21.690	36.147	49.694	258.8	11:18.225
7	1	1:43.625	21.688	33.998	47.939	256.3	13:01.850
8	1	5:36.522 B	22.156	34.746	4:39.620	252.6	18:38.372
9	2	2:11.439	40.188	38.741	52.510	169.1	20:49.811
10	2	1:52.100	23.005	36.196	52.899	250.2	22:41.911
11	2	1:45.385	21.740	33.807	49.838	256.9	24:27.296





FIA WEC
6 Hours of Imola
Free Practice 2

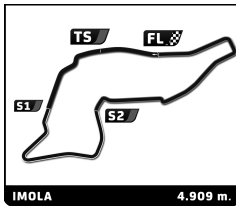
Sector Analysis

Lap under Red Flag Invalidated Lap Personal Best Session Best Crossing the pit lane

Lap	D	Time	Sector 1	Sector 2	Sector 3	T. Spd	Elapsed	Lap	D	Time	Sector 1	Sector 2	Sector 3	T. Spd	Elapsed
12	2	1:43.122	21.496	33.917	47.709	255.7	26:10.418	15	1	1:54.216	23.533	40.810	49.873	255.0	30:22.388
13	2	1:43.320	21.571	33.553	48.196	254.4	27:53.738	16	1	1:45.428	21.954	34.617	48.857	257.5	32:07.816
14	2	1:42.554	21.485	33.538	47.531	256.3	29:36.292	17	1	1:46.269	21.977	34.669	49.623	259.4	33:54.085
15	2	3:19.006 B	22.001	34.256	2:22.749	255.7	32:55.298	18	1	1:44.803	21.933	34.338	48.532	256.3	35:38.888
16	2	2:03.405	37.818	36.508	49.079	156.3	34:58.703	19	1	1:45.434	21.900	34.609	48.925	256.9	37:24.322
17	2	1:44.704	21.913	34.615	48.176	256.9	36:43.407	20	1	1:46.256	22.014	35.018	49.224	258.1	39:10.578
18	2	1:44.053	21.836	34.159	48.058	251.4	38:27.460	21	1	1:46.963	21.861	35.225	49.877	258.8	40:57.541
19	2	1:44.474	22.059	34.146	48.269	253.8	40:11.934	22	1	4:14.689 B	22.256	34.935	3:17.498	260.7	45:12.230
20	2	1:44.556	21.754	34.116	48.686	254.4	41:56.490	23	3	2:03.369	36.554	35.226	51.589	177.3	47:15.599
21	2	1:45.308	21.934	34.856	48.518	256.3	43:41.798	24	3	1:47.366	21.682	36.190	49.494	258.1	49:02.965
22	2	1:44.828	21.820	33.989	49.019	256.9	45:26.626	25	3	1:43.663	21.602	34.002	48.059	259.4	50:46.628
23	2	1:46.977	22.431	35.639	48.907	257.5	47:13.603	26	3	1:43.698	21.554	34.017	48.127	260.0	52:30.326
24	2	1:46.691	21.796	36.612	48.283	256.9	49:00.294	27	3	1:43.642	21.689	33.943	48.010	259.4	54:13.968
25	2	1:44.100	21.695	34.178	48.227	256.3	50:44.394	28	3	1:44.589	21.742	34.224	48.623	258.8	55:58.557
26	2	1:43.923	21.688	33.975	48.260	256.3	52:28.317	29	3	1:43.666	21.670	34.064	47.932	258.1	57:42.223
27	2	1:43.862	21.703	33.990	48.169	256.9	54:12.179	30	3	2:55.858 B	22.182	34.151	1:59.525	260.7	1:00:38.081
28	2	1:44.243	21.727	34.077	48.439	255.7	55:56.422	31	2	1:59.960	37.160	34.333	48.467	174.4	1:02:38.041
29	2	1:44.722	21.722	34.545	48.455	256.3	57:41.144	32	2	1:44.202	21.732	34.252	48.218	256.3	1:04:22.243
30	2	1:44.675	21.790	34.421	48.464	258.1	59:25.819	33	2	1:43.781	21.557	34.008	48.216	258.1	1:06:06.024
31	2	1:43.955	21.762	34.184	48.009	249.6	1:01:09.774	34	2	1:43.596	21.510	34.219	47.867	256.9	1:07:49.620
32	2	1:44.315	21.811	34.248	48.256	253.2	1:02:54.089	35	2	1:43.722	21.701	34.147	47.874	259.4	1:09:33.342
33	2	1:46.711	22.292	35.395	49.024	249.6	1:04:40.800	36	2	1:45.240	21.947	34.426	48.867	258.1	1:11:18.582
34	2	1:44.660	21.903	34.451	48.306	258.1	1:06:25.460	37	2	1:44.412	21.974	34.261	48.177	259.4	1:13:02.994
35	2	2:43.799 B	21.808	34.537	1:47.454	257.5	1:09:09.259	38	2	4:14.980 B	21.949	34.455	3:18.576	258.8	1:17:17.974
36	3	2:03.732	38.431	35.973	49.328	170.7	1:11:12.991	39	2	2:15.985	41.861	41.143	52.981	129.2	1:19:33.959
37	3	1:45.898	22.140	34.635	49.123	255.0	1:12:58.889	40	2	1:47.474	22.817	34.459	50.198	254.4	1:21:21.433
38	3	1:44.410	22.040	34.151	48.219	256.3	1:14:43.299	41	2	1:42.081	21.373	33.351	47.357	257.5	1:23:03.514
39	3	1:43.454	21.624	33.787	48.043	258.1	1:16:26.753	42	2	1:42.596	21.355	33.472	47.769	256.3	1:24:46.110
40	3	1:45.028	21.960	33.819	49.249	256.9	1:18:11.781	43	2	1:44.860	21.359	33.462	50.039	257.5	1:26:30.970
41	3	1:43.529	21.700	33.994	47.835	256.9	1:19:55.310	44	2	1:42.258	21.354	33.721	47.183	258.8	1:28:13.228
42	3	1:43.338	21.566	33.868	47.904	256.3	1:21:38.648								
43	3	1:43.004	21.526	33.769	47.709	256.3	1:23:21.652								
44	3	2:34.481 B	21.625	34.037	1:38.819	257.5	1:25:56.133								
45	1	2:01.161	36.964	34.747	49.450	174.4	1:27:57.294								
46	1	1:47.048	22.815	34.847	49.386	256.3	1:29:44.342								
47	1	1:45.655	21.922	34.791	48.942	258.8	1:31:29.997								

23		Heart of Racing Team		Aston Martin Vantage AMR LMGT3			
		1. Gray NEWELL	3. Jonny ADAM	LMGT3			
		2. Kobe PAUWELLS					
1	1	2:51.992	1:18.497	39.109	54.386	170.7	2:51.992
2	1	1:51.937	24.695	36.068	51.174	223.8	4:43.929
3	1	1:44.875	21.997	34.442	48.436	258.1	6:28.804
4	1	1:44.014	21.642	34.212	48.160	258.8	8:12.818
5	1	1:44.218	21.884	34.062	48.272	260.0	9:57.036
6	1	1:44.510	21.627	34.096	48.787	259.4	11:41.546
7	1	1:44.314	21.669	34.258	48.387	258.1	13:25.860
8	1	4:12.391 B	21.726	34.072	3:16.593	256.9	17:38.251
9	1	2:00.311	36.611	34.728	48.972	174.7	19:38.562
10	1	1:46.639	22.564	34.565	49.510	256.3	21:25.201
11	1	1:46.526	22.741	34.640	49.145	258.1	23:11.727
12	1	1:45.415	22.012	34.548	48.855	255.7	24:57.142
13	1	1:45.778	22.376	34.538	48.864	255.7	26:42.920
14	1	1:45.252	21.929	34.473	48.850	255.0	28:28.172

27		Heart of Racing Team		Aston Martin Vantage AMR LMGT3			
		1. Ian JAMES	3. Mattia DRUDI	LMGT3			
		2. Zacharie ROBICHON					
1	1	2:15.363	41.094	39.912	54.357	160.6	2:15.363
2	1	1:53.053	24.020	37.858	51.175	248.5	4:08.416
3	1	1:47.255	22.863	35.467	48.925	259.4	5:55.671
4	1	1:44.322	21.905	33.986	48.431	258.8	7:39.993
5	1	1:44.496	22.108	34.097	48.291	258.1	9:24.489
6	1	1:43.480	21.703	33.783	47.994	258.1	11:07.969
7	1	4:27.002 B	22.158	34.361	3:30.483	258.1	15:34.971
8	3	2:02.617	36.549	35.268	50.800	174.1	17:37.588
9	3	1:43.333	21.599	33.847	47.887	256.9	19:20.921
10	3	1:42.635	21.558	33.540	47.537	256.9	21:03.556
11	3	1:42.292	21.499	33.529	47.264	258.1	22:45.848
12	3	1:48.062	21.398	33.893	52.771	258.8	24:33.910
13	3	1:42.476	21.452	33.614	47.410	257.5	26:16.386
14	3	1:43.907	21.641	33.963	48.303	257.5	28:00.293
15	3	1:43.658	21.757	34.040	47.861	258.1	29:43.951
16	3	1:43.919	21.846	34.224	47.849	256.9	31:27.870
17	3	1:43.544	21.648	34.000	47.896	255.7	33:11.414
18	3	1:43.560	21.749	34.019	47.792	257.5	34:54.974
19	3	3:31.703 B	21.660	34.280	2:35.763	258.1	38:26.677
20	1	2:03.737	37.727	36.267	49.743	174.9	40:30.414



FIA WEC
6 Hours of Imola
Free Practice 2

Sector Analysis

Lap under Red Flag Invalidated Lap Personal Best Session Best Crossing the pit lane

Lap	D	Time	Sector 1	Sector 2	Sector 3	T. Spd	Elapsed	Lap	D	Time	Sector 1	Sector 2	Sector 3	T. Spd	Elapsed
21	1	1:50.569	22.611	36.113	51.845	256.9	42:20.983	27	1	2:00.716	36.222	35.240	49.254	176.4	56:08.858
22	1	1:46.323	22.236	34.850	49.237	256.3	44:07.306	28	1	1:46.520	22.263	35.026	49.231	256.3	57:55.378
23	1	1:46.636	22.743	34.753	49.140	258.8	45:53.942	29	1	1:45.980	22.197	34.955	48.828	255.7	59:41.358
24	1	1:45.667	22.156	34.585	48.926	256.3	47:39.609	30	1	1:46.373	22.140	34.766	49.467	256.3	1:01:27.731
25	1	1:48.353	22.480	35.790	50.083	257.5	49:27.962	31	1	7:29.923 B	22.575	35.073	6:32.275	256.3	1:08:57.654
26	1	1:45.650	22.156	34.834	48.660	258.1	51:13.612	32	1	2:01.993	37.661	35.064	49.268	175.8	1:10:59.647
27	1	3:29.139 B	22.117	35.093	2:31.929	258.1	54:42.751	33	1	1:45.838	22.048	35.062	48.728	255.0	1:12:45.485
28	2	2:01.761	38.014	34.970	48.777	141.1	56:44.512	34	1	1:45.576	22.007	34.804	48.765	255.0	1:14:31.061
29	2	1:44.167	21.739	34.358	48.070	259.4	58:28.679	35	1	2:50.497 B	22.268	35.426	1:52.803	257.5	1:17:21.558
30	2	1:44.116	21.806	34.167	48.143	259.4	1:00:12.795	36	3	2:02.669	37.564	35.035	50.070	175.2	1:19:24.227
31	2	1:44.714	21.680	34.692	48.342	259.4	1:01:57.509	37	3	1:44.100	21.775	34.162	48.163	258.1	1:21:08.327
32	2	1:43.833	21.681	34.102	48.050	257.5	1:03:41.342	38	3	1:43.769	21.608	34.001	48.160	256.9	1:22:52.096
33	2	1:44.984	21.662	34.883	48.439	257.5	1:05:26.326	39	3	1:46.134	21.772	34.546	49.816	256.9	1:24:38.230
34	2	3:19.095 B	21.576	34.387	2:23.132	258.1	1:08:45.421	40	3	1:44.051	21.684	34.138	48.229	256.3	1:26:22.281
35	2	2:11.514	39.951	37.900	53.663	140.4	1:10:56.935	41	3	1:43.690	21.598	34.000	48.992	257.5	1:28:05.971
36	2	1:54.043	23.402	37.987	52.654	256.3	1:12:50.978	42	3	1:44.728	21.585	34.132	49.011	257.5	1:29:50.699
37	2	1:45.921	21.903	34.706	49.312	253.8	1:14:36.899	43	3	1:44.469	21.969	34.315	48.185	257.5	1:31:35.168
38	2	1:43.114	21.465	33.728	47.921	258.1	1:16:20.013								
39	2	1:42.211	21.357	33.468	47.386	258.1	1:18:02.224								
40	2	1:43.238	21.613	33.562	48.063	258.8	1:19:45.462								
41	2	4:56.341 B	21.435	33.695	4:01.211	257.5	1:24:41.803								
42	1	2:01.205	37.467	34.852	48.886	174.9	1:26:43.008								
43	1	1:44.783	22.099	34.295	48.389	258.1	1:28:27.791								
44	1	1:44.745	22.496	33.999	48.250	256.9	1:30:12.536								

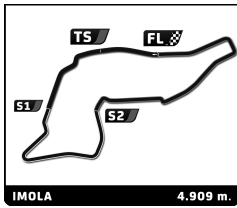
Lap	D	Time	Sector 1	Sector 2	Sector 3	T. Spd	Elapsed
1	1	2:24.072	50.242	40.816	53.014	168.5	2:24.072
2	1	1:51.318	23.200	36.579	51.539	260.7	4:15.390
3	1	1:44.031	21.739	34.134	48.158	263.9	5:59.421
4	1	1:43.352	21.611	33.983	47.758	262.0	7:42.773
5	1	1:45.513	21.658	34.820	49.035	262.6	9:28.286
6	1	1:43.205	21.483	33.898	47.824	263.3	11:11.491
7	1	1:43.345	21.662	33.847	47.836	262.6	12:54.836
8	1	2:59.980 B	21.955	35.018	2:03.007	261.3	15:54.816
9	2	2:02.156	37.886	35.472	48.798	173.5	17:56.972
10	2	1:43.614	21.849	33.901	47.864	258.1	19:40.586
11	2	1:43.428	21.491	33.916	48.021	260.0	21:24.014
12	2	1:42.489	21.376	33.618	47.495	260.0	23:06.503
13	2	1:43.291	21.344	33.882	48.065	260.7	24:49.794
14	2	1:43.489	21.517	33.985	47.987	259.4	26:33.283
15	2	1:43.897	21.385	34.345	48.167	260.7	28:17.180
16	2	1:42.803	21.390	33.702	47.711	260.0	29:59.983
17	2	6:01.889 B	21.466	33.810	5:06.613	260.7	36:01.872
18	2	2:01.197	35.857	34.086	51.254	179.1	38:03.069
19	2	1:42.904	21.606	33.639	47.659	262.0	39:45.973
20	2	1:43.122	21.769	33.760	47.593	264.6	41:29.095
21	2	1:42.757	21.403	33.836	47.518	263.3	43:11.852
22	2	1:42.426	21.374	33.727	47.325	262.0	44:54.278
23	2	1:42.330	21.351	33.681	47.298	262.6	46:36.608
24	2	2:48.298 B	21.520	33.882	1:52.896	263.3	49:24.906
25	1	2:02.398	36.869	35.945	49.584	178.5	51:27.304
26	1	1:45.407	22.069	34.870	48.468	263.3	53:12.711
27	1	1:45.128	21.785	34.583	48.760	263.9	54:57.839
28	1	1:44.942	22.122	34.329	48.491	262.6	56:42.781
29	1	1:44.356	21.868	34.310	48.178	263.3	58:27.137
30	1	1:44.545	21.877	34.272	48.396	262.6	1:00:11.682
31	1	1:47.227	22.242	35.346	49.639	263.3	1:01:58.909
32	1	1:45.257	21.754	34.792	48.711	263.9	1:03:44.166
33	1	1:45.335	22.083	34.764	48.488	262.0	1:05:29.501

Lap	D	Time	Sector 1	Sector 2	Sector 3	T. Spd	Elapsed
1	1	3:06.233	1:34.604	39.022	52.607	165.4	3:06.233
2	1	1:52.197	23.872	36.407	51.918	253.2	4:58.430
3	1	1:54.449	23.111	37.988	53.350	253.8	6:52.879
4	1	1:46.791	22.304	35.119	49.368	255.0	8:39.670
5	1	1:48.790	22.111	34.936	51.743	256.3	10:28.460
6	1	1:49.698	22.874	36.237	50.587	256.3	12:18.158
7	1	1:46.989	22.130	34.787	50.072	255.7	14:05.147
8	1	3:03.506 B	22.036	34.871	2:06.599	254.4	17:08.653
9	2	2:16.336	39.894	41.154	55.288	171.3	19:24.989
10	2	1:48.055	23.437	35.896	48.722	254.4	21:13.044
11	2	1:44.314	21.760	34.641	47.913	255.0	22:57.358
12	2	1:43.415	21.579	34.002	47.834	256.9	24:40.773
13	2	1:47.457	21.734	35.882	49.841	255.0	26:28.230
14	2	1:43.225	21.590	33.932	47.703	255.7	28:11.455
15	2	1:46.797	22.188	34.094	50.515	255.0	29:58.252
16	2	1:45.296	21.662	33.881	49.753	255.0	31:43.548
17	2	3:37.550 B	21.843	34.206	2:41.501	255.0	35:21.098
18	1	2:01.961	36.644	35.743	49.574	175.5	37:23.059
19	1	1:46.727	22.179	34.923	49.625	255.0	39:09.786
20	1	1:46.927	22.179	35.292	49.456	256.3	40:56.713
21	1	1:49.000	22.480	36.688	49.832	250.2	42:45.713
22	1	1:46.211	22.244	34.831	49.136	256.9	44:31.924
23	1	1:49.437	22.070	35.204	52.163	257.5	46:21.361
24	1	1:45.809	22.060	34.728	49.021	256.9	48:07.170
25	1	1:47.802	22.484	35.903	49.415	243.3	49:54.972
26	1	4:13.170 B	22.069	35.054	3:16.047	257.5	54:08.142

33 **TF Sport** Corvette Z06 LMGT3.R
 1. Blake MCDONALD LMGT3
 2. Jonny EDGAR
 3. Nicky CATSBURG

32 **Team WRT** BMW M4 LMGT3 Evo
 1. Darren LEUNG LMGT3
 2. Sean GELAEEL
 3. Augusto FARFUS





FIA WEC
6 Hours of Imola
Free Practice 2

Sector Analysis

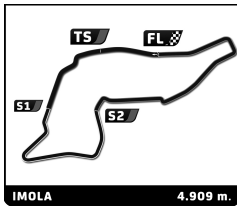
Lap under Red Flag Invalidated Lap Personal Best Session Best Crossing the pit lane

Lap	D	Time	Sector 1	Sector 2	Sector 3	T. Spd	Elapsed	Lap	D	Time	Sector 1	Sector 2	Sector 3	T. Spd	Elapsed
34	1	1:44.517	21.759	34.524	48.234	264.6	1:07:14.018	12	2	1:33.469	19.138	30.409	43.922	300.7	29:11.330
35	1	3:12.388 B	21.853	34.286	2:16.249	263.3	1:10:26.406	13	2	1:33.047	19.218	30.863	42.966	303.3	30:44.377
36	3	2:00.083	36.104	34.809	49.170	178.5	1:12:26.489	14	2	1:32.475	18.991	30.515	42.969	307.7	32:16.852
37	3	1:45.413	21.668	35.295	48.450	262.0	1:14:11.902	15	2	1:32.977	18.972	30.570	43.435	307.7	33:49.829
38	3	1:43.675	21.736	33.909	48.030	262.6	1:15:55.577	16	2	1:33.077	19.342	30.785	42.950	302.4	35:22.906
39	3	1:44.111	21.672	34.086	48.353	264.6	1:17:39.688	17	2	1:49.611 B	18.980	30.365	1:00.266	306.8	37:12.517
40	3	1:43.451	21.517	34.092	47.842	263.9	1:19:23.139	18	1	3:43.055	2:27.804	30.942	44.309	206.3	40:55.572
41	3	1:43.947	21.510	34.380	48.057	263.9	1:21:07.086	19	1	1:33.483	19.077	30.574	43.832	307.7	42:29.055
42	3	1:44.320	21.442	34.495	48.383	263.9	1:22:51.406	20	1	1:32.856	19.170	30.627	43.059	308.6	44:01.911
43	3	1:44.619	21.469	34.044	49.106	263.3	1:24:36.025	21	1	1:33.042	19.080	30.424	43.538	307.7	45:34.953
44	3	1:43.642	21.576	34.147	47.919	262.6	1:26:19.667	22	1	1:35.178	19.115	32.067	43.996	309.5	47:10.131
45	3	1:43.010	21.535	33.988	47.487	264.6	1:28:02.677	23	1	1:34.660	19.032	32.085	43.543	309.5	48:44.791
46	3	1:45.119	21.589	34.058	49.472	266.6	1:29:47.796	24	1	1:33.909	19.301	31.209	43.399	309.5	50:18.700
47	3	1:45.190	21.358	34.108	49.724	266.6	1:31:32.986	25	1	1:52.610 B	19.153	31.130	1:02.327	311.3	52:11.310

34		Racing Team Turkey by TF					Corvette Z06 LMGT3.R				
		1. Peter DEMPSEY		3. Charlie EASTWOOD			LMGT3				
		2. Salih YOLUÇ									
1	2	49:14.573 B	56.032	38.005	...	171.8	49:14.573				
2	2	2:06.366	40.428	36.427	49.511	113.6	51:20.939				
3	2	1:49.728	22.167	36.905	50.656	262.6	53:10.667				
4	2	1:50.964	21.813	39.070	50.081	260.7	55:01.631				
5	2	3:35.460 B	21.926	34.242	2:39.292	261.3	58:37.091				
6	1	1:59.457	36.743	34.698	48.016	178.8	1:00:36.548				
7	1	1:44.902	21.621	34.172	49.109	260.0	1:02:21.450				
8	1	1:42.948	21.425	33.600	47.923	262.0	1:04:04.398				
9	1	1:42.831	21.581	33.614	47.636	261.3	1:05:47.229				
10	1	1:42.593	21.413	33.502	47.678	261.3	1:07:29.822				
11	1	1:42.527	21.322	33.509	47.696	262.6	1:09:12.349				
12	1	3:10.166 B	22.100	33.701	2:14.365	262.6	1:12:22.515				
13	2	2:07.421	39.346	37.286	50.789	168.0	1:14:29.936				
14	2	1:54.083	24.005	35.877	54.201	261.3	1:16:24.019				
15	2	1:44.628	22.001	34.359	48.268	259.4	1:18:08.647				
16	2	1:43.376	21.651	33.774	47.951	261.3	1:19:52.023				
17	2	1:43.700	21.735	33.780	48.185	262.6	1:21:35.723				
18	2	1:43.437	21.550	33.809	48.078	263.3	1:23:19.160				
19	2	1:43.584	21.507	33.825	48.252	260.7	1:25:02.744				
20	2	1:45.349	21.911	34.851	48.587	263.9	1:26:48.093				
21	2	1:42.955	21.540	33.811	47.604	263.9	1:28:31.048				
22	2	1:44.203	21.535	34.311	48.357	263.9	1:30:15.251				

35		Alpine Endurance Team					Alpine A424 HYPERCAR				
		1. António FÉLIX DA COSTA		3. Ferdinand HABSBURG							
		2. Charles MILESI									
1	2	1:50.817	28.892	34.558	47.367	173.8	1:50.817				
2	2	1:39.661	21.063	31.986	46.612	284.5	3:30.478				
3	2	1:38.266	19.835	31.425	47.006	308.6	5:08.744				
4	2	1:31.368	18.830	30.184	42.354	308.6	6:40.112				
5	2	1:31.424	18.709	30.006	42.709	309.5	8:11.536				
6	2	1:55.570	29.214	40.180	46.176	193.8	10:07.106				
7	2	1:31.122	18.730	29.892	42.500	308.6	11:38.228				
8	2	1:41.247	21.154	35.139	44.954	288.4	13:19.475				
9	2	1:30.898	18.703	29.878	42.317	306.8	14:50.373				
10	2	1:56.119 B	20.834	32.928	1:02.357	272.8	16:46.492				
11	2	10:51.369	9:37.372	30.952	43.045	192.8	27:37.861				

36		Alpine Endurance Team					Alpine A424 HYPERCAR				
		1. Frédéric MAKOWIECKI		3. Victor MARTINS							
		2. Jules GOUNON									
1	2	1:52.462	30.327	34.871	47.264	182.8	1:52.462				
2	2	1:40.424	21.298	31.932	47.194	262.0	3:32.886				
3	2	1:38.549	19.488	31.124	47.937	309.5	5:11.435				
4	2	1:32.166	19.024	30.090	43.052	307.7	6:43.601				
5	2	1:31.556	18.880	30.002	42.674	310.4	8:15.157				
6	2	1:48.794	23.169	38.114	47.511	249.6	10:03.951				
7	2	1:33.754	18.943	30.203	44.608	310.4	11:37.705				
8	2	1:31.538	18.896	30.018	42.624	307.7	13:09.243				
9	2	1:51.037 B	18.907	30.324	1:01.806	306.8	15:00.280				
10	2	8:25.276	7:04.673	34.092	46.511	184.1	23:25.556				
11	2	1:36.366	20.284	31.913	44.169	294.0	25:01.922				
12	2	1:34.153	19.447	31.210	43.496	304.1	26:36.075				
13	2	1:34.267	19.160	31.050	44.057	305.9	28:10.342				
14	2	1:35.184	19.154	30.934	45.096	305.0	29:45.526				



FIA WEC
6 Hours of Imola
Free Practice 2

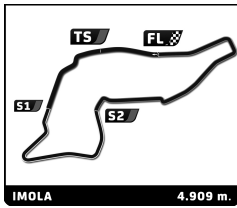
Sector Analysis

Lap	D	Time	Sector 1	Sector 2	Sector 3	T. Spd	Elapsed	Lap	D	Time	Sector 1	Sector 2	Sector 3	T. Spd	Elapsed
15	2	1:35.019	19.799	31.738	43.482	302.4	31:20.545	19	2	1:34.379	18.925	31.295	44.159	308.6	35:01.777
16	2	1:33.444	19.246	30.708	43.490	305.0	32:53.989	20	2	1:36.176	19.105	31.719	45.352	308.6	36:37.953
17	2	1:51.621 B	19.560	31.264	1:00.797	305.9	34:45.610	21	2	1:33.695	19.178	30.710	43.807	310.4	38:11.648
18	3	5:11.245	3:55.987	31.486	43.772	205.1	39:56.855	22	2	1:33.917	19.346	30.931	43.640	306.8	39:45.565
19	3	1:33.839	19.392	31.142	43.305	304.1	41:30.694	23	2	1:34.233	19.505	31.079	43.649	303.3	41:19.798
20	3	1:33.715	19.517	30.710	43.488	296.5	43:04.409	24	2	1:35.484	19.601	31.548	44.335	298.1	42:55.282
21	3	1:33.835	19.105	31.294	43.436	308.6	44:38.244	25	2	1:33.802	19.036	30.796	43.970	306.8	44:29.084
22	3	1:33.921	19.116	31.478	43.327	306.8	46:12.165	26	2	1:33.260 18.971	19.036	30.796	43.970	306.8	44:29.084
23	3	1:32.852	19.076	30.452	43.324	306.8	47:45.017	27	2	1:34.231	19.545	30.922	43.764	305.0	47:36.575
24	3	1:33.540	19.096	31.083	43.361	307.7	49:18.557	28	2	1:37.667	19.140	32.257	46.270	306.8	49:14.242
25	3	1:34.186	19.028	31.381	43.777	307.7	50:52.743	29	2	1:37.978	19.383	33.297	45.298	301.5	50:52.220
26	3	1:34.994	19.827	30.888	44.279	309.5	52:27.737	30	2	1:35.037	19.392	31.337	44.308	311.3	52:27.257
27	3	1:33.521	19.284	30.942	43.295	309.5	54:01.258	31	2	1:32.867	19.068	30.549	43.250	306.8	54:00.124
28	3	1:33.593	19.150	31.218	43.225	308.6	55:34.851	32	2	1:32.470	19.033	30.510	42.927	308.6	55:32.594
29	3	1:49.896 B	19.042	30.658	1:00.196	309.5	57:24.747	33	2	1:37.584	18.973	31.214	47.397	309.5	57:10.178
30	3	7:35.917	6:21.364	31.100	43.453	205.9	1:05:00.664	34	2	1:32.959	19.025	30.529	43.405	309.5	58:43.137
31	3	1:33.738	19.384	30.698	43.656	306.8	1:06:34.402	35	2	2:27.271 B	18.964	30.593	1:37.714	305.9	1:01:10.408
32	3	1:33.257	19.166	30.903	43.188	306.8	1:08:07.659	36	1	1:51.396	34.904	32.188	44.304	208.3	1:03:01.804
33	3	1:34.138	19.261	31.143	43.734	312.2	1:09:41.797	37	1	1:36.712	19.861	31.530	45.321	299.8	1:04:38.516
34	3	1:38.108	19.757	34.440	43.911	313.1	1:11:19.905	38	1	1:34.460	19.262	31.404	43.794	305.9	1:06:12.976
35	3	1:34.680	20.302	30.837	43.541	292.4	1:12:54.585	39	1	1:34.063	19.464	30.829	43.770	294.0	1:07:47.039
36	3	1:51.139 B	19.188	31.011	1:00.940	307.7	1:14:45.724	40	1	1:33.942	19.060	31.097	43.785	304.1	1:09:20.981
37	3	2:36.873	1:21.514	32.040	43.319	200.1	1:17:22.597	41	1	1:34.718	19.064	30.995	44.659	305.9	1:10:55.699
38	3	1:32.618	19.334	30.371	42.913	304.1	1:18:55.215	42	1	1:33.754	18.968	30.709	44.077	307.7	1:12:29.453
39	3	1:32.641	19.123	30.465	43.053	302.4	1:20:27.856	43	1	1:34.479	19.082	31.328	44.069	308.6	1:14:03.932
40	3	1:32.327	19.053	30.419	42.855	304.1	1:22:00.183	44	1	1:34.421	19.103	31.551	43.767	306.8	1:15:38.353
41	3	1:32.043	19.008	30.238	42.797	304.1	1:23:32.226	45	1	1:33.670	19.066	30.801	43.803	310.4	1:17:12.023
42	3	1:32.833	18.985	30.865	42.983	305.9	1:25:05.059	46	1	1:35.405	20.862	30.904	43.639	310.4	1:18:47.428
43	3	1:34.050	19.223	31.109	43.718	306.8	1:26:39.109	47	1	1:33.507	19.165	30.793	43.549	305.9	1:20:20.935
44	3	1:33.929	19.220	30.520	44.189	307.7	1:28:13.038	48	1	1:33.899	19.005	31.000	43.894	305.9	1:21:54.834
45	3	1:34.191	19.737	30.872	43.582	303.3	1:29:47.229	49	1	1:33.505	19.032	30.669	43.804	306.8	1:23:28.339
46	3	1:33.941	19.311	31.444	43.186	308.6	1:31:21.170	50	1	1:34.502	19.287	31.179	44.036	299.0	1:25:02.841

38		Cadillac Hertz Team Jota					Cadillac V-Series.R				
		1.Earl BAMBER					HYPERCAR				
		2.Sébastien BOURDAIS									
1	1	2:21.791	53.374	36.798	51.619	180.0	2:21.791				
2	1	1:39.235	20.630	32.667	45.938	293.2	4:01.026				
3	1	1:34.947	19.413	31.135	44.399	304.1	5:35.973				
4	1	1:33.740	18.936	30.298	44.506	311.3	7:09.713				
5	1	1:34.188	18.875	30.365	44.948	309.5	8:43.901				
6	1	1:31.931	18.793	30.208	42.930	309.5	10:15.832				
7	1	1:31.645	18.824	29.924	42.897	309.5	11:47.477				
8	1	5:33.985 B	18.703	30.963	4:44.319	308.6	17:21.462				
9	2	1:54.578	36.362	32.731	45.485	132.0	19:16.040				
10	2	1:35.725	19.381	31.906	44.438	301.5	20:51.765				
11	2	1:37.836	20.669	31.914	45.253	303.3	22:29.601				
12	2	1:33.480	19.133	30.774	43.573	304.1	24:03.081				
13	2	1:34.530	18.874	31.746	43.910	307.7	25:37.611				
14	2	1:33.215	18.970	30.834	43.411	305.9	27:10.826				
15	2	1:32.815	18.930	30.618	43.267	306.8	28:43.641				
16	2	1:33.962	19.057	30.745	44.160	308.6	30:17.603				
17	2	1:34.606	19.168	31.578	43.860	303.3	31:52.209				
18	2	1:35.189	18.989	30.639	45.561	305.9	33:27.398				

50		Ferrari AF Corse					Ferrari 499P				
		1.Antonio FUOCO					HYPERCAR				
		2.Miguel MOLINA					3.Nicklas NIELSEN				
1	1	2:28.622	1:07.269	34.644	46.709	164.9	2:28.622				
2	1	1:38.709	20.464	32.510	45.735	294.8	4:07.331				
3	1	1:37.781	20.004	32.284	45.493	305.9	5:45.112				
4	1	1:39.659	18.754	32.686	48.219	308.6	7:24.771				
5	1	1:41.216	19.929	34.521	46.766	313.1	9:05.987				
6	1	1:31.553	18.655	29.974	42.924	306.8	10:37.540				
7	1	1:40.494	20.677	33.124	46.693	282.2	12:18.034				
8	1	1:36.706	18.673	30.328	47.705	308.6	13:54.740				
9	1	1:31.837	18.738	30.071	43.028	308.6	15:26.577				
10	1	1:31.036	18.718	29.876	42.442	306.8	16:57.613				
11	1	1:48.626	19.232	37.104	52.290	309.5	18:46.239				
12	1	1:31.376	18.800	29.965	42.611	306.8	20:17.615				
13	1	10:39.808 B	18.592	30.931	9:50.285	308.6	30:57.423				
14	2	1:56.225	37.569	33.648	45.008	192.8	32:53.648				





FIA WEC
6 Hours of Imola
Free Practice 2

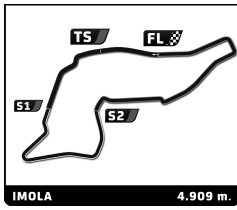
Sector Analysis

Lap under Red Flag													Invalidated Lap		Personal Best	Session Best	B Crossing the pit lane
Lap	D	Time	Sector 1	Sector 2	Sector 3	T. Spd	Elapsed	Lap	D	Time	Sector 1	Sector 2	Sector 3	T. Spd	Elapsed		
15	2	1:34.221	19.570	31.167	43.484	303.3	34:27.869	16	2	1:32.359	19.029	30.261	43.069	294.8	28:35.936		
16	2	1:33.543	19.195	30.984	43.364	305.0	36:01.412	17	2	1:35.444	19.167	32.923	43.354	295.6	30:11.380		
17	2	1:33.160	19.189	30.908	43.063	299.8	37:34.572	18	2	1:32.560	19.070	30.378	43.112	296.5	31:43.940		
18	2	1:33.752	19.003	31.109	43.640	299.8	39:08.324	19	2	1:34.018	19.061	30.456	44.501	299.0	33:17.958		
19	2	1:33.517	19.069	30.883	43.565	300.7	40:41.841	20	2	1:33.103	19.086	30.669	43.348	299.8	34:51.061		
20	2	1:33.371	19.047	30.610	43.714	301.5	42:15.212	21	2	1:32.336	19.020	30.267	43.049	299.8	36:23.397		
21	2	1:34.405	19.060	30.893	44.452	302.4	43:49.617	22	2	1:32.642	18.934	30.417	43.291	298.1	37:56.039		
22	2	1:34.830	19.495	31.372	43.963	305.9	45:24.447	23	2	1:33.122	18.984	30.432	43.706	297.3	39:29.161		
23	2	1:34.452	19.916	30.992	43.544	305.9	46:58.899	24	2	1:32.882	19.059	30.573	43.250	299.8	41:02.043		
24	2	1:32.868	18.991	30.758	43.119	310.4	48:31.767	25	2	1:34.258	19.160	31.335	43.763	302.4	42:36.301		
25	2	1:34.360	19.148	31.527	43.685	308.6	50:06.127	26	2	5:15.966 B	18.969	31.986	4:25.011	301.5	47:52.267		
26	2	1:33.768	18.979	30.699	44.090	305.0	51:39.895	27	1	1:53.766	34.342	34.491	44.933	207.1	49:46.033		
27	2	1:33.676	19.221	31.235	43.220	305.9	53:13.571	28	1	1:33.802	19.169	30.969	43.664	307.7	51:19.835		
28	2	1:33.697	19.202	31.313	43.182	305.0	54:47.268	29	1	1:33.462	19.036	31.227	43.199	303.3	52:53.297		
29	2	1:33.586	19.148	30.642	43.796	295.6	56:20.854	30	1	1:32.580	18.917	30.728	42.935	301.5	54:25.877		
30	2	3:36.980 B	19.156	30.857	2:46.967	295.6	59:57.834	31	1	1:33.246	19.079	31.103	43.064	303.3	55:59.123		
31	3	1:50.638	34.650	31.575	44.413	206.3	1:01:48.472	32	1	1:33.729	18.936	31.557	43.236	303.3	57:32.852		
32	3	1:34.787	19.429	31.627	43.731	295.6	1:03:23.259	33	1	1:32.823	18.923	30.285	43.615	301.5	59:05.675		
33	3	1:34.265	19.272	31.284	43.709	301.5	1:04:57.524	34	1	1:32.739	18.947	30.360	43.432	301.5	1:00:38.414		
34	3	1:34.793	19.372	31.264	44.157	301.5	1:06:32.317	35	1	1:32.665	19.257	30.393	43.015	302.4	1:02:11.079		
35	3	1:34.745	19.285	31.301	44.159	303.3	1:08:07.062	36	1	1:34.039	19.130	31.554	43.355	301.5	1:03:45.118		
36	3	1:34.488	19.260	31.363	43.865	305.9	1:09:41.550	37	1	1:32.359	18.986	30.570	42.803	306.8	1:05:17.477		
37	3	1:35.807	19.325	31.563	44.919	305.9	1:11:17.357	38	1	1:32.300	18.968	30.657	42.675	307.7	1:06:49.777		
38	3	1:34.539	19.319	31.237	43.983	305.9	1:12:51.896	39	1	1:32.940	19.686	30.413	42.841	306.8	1:08:22.717		
39	3	1:35.899	19.268	31.577	45.054	305.9	1:14:27.795	40	1	1:33.249	19.203	30.994	43.052	305.9	1:09:55.966		
40	3	1:33.753	19.219	31.117	43.417	305.9	1:16:01.548	41	1	3:46.161 B	18.915	30.523	2:56.723	304.1	1:13:42.127		
41	3	1:34.375	19.245	31.078	44.052	308.6	1:17:35.923	42	3	1:49.565	34.691	30.925	43.949	204.7	1:15:31.692		
42	3	1:35.511	19.478	31.711	44.322	306.8	1:19:11.434	43	3	1:33.595	19.613	30.766	43.216	306.8	1:17:05.287		
43	3	1:34.180	19.313	31.328	43.539	301.5	1:20:45.614	44	3	1:33.916	19.234	30.984	43.698	305.0	1:18:39.203		
44	3	1:33.847	19.284	31.187	43.376	304.1	1:22:19.461	45	3	1:33.609	19.617	30.695	43.297	305.9	1:20:12.812		
45	3	2:20.797 B	19.099	31.845	1:29.853	306.8	1:24:40.258	46	3	1:33.271	19.131	30.742	43.398	297.3	1:21:46.083		
46	1	1:52.123	36.592	31.600	43.931	204.7	1:26:32.381	47	3	1:34.530	19.268	31.308	43.954	299.0	1:23:20.613		
47	1	1:35.635	19.728	32.122	43.785	307.7	1:28:08.016	48	3	1:34.360	19.710	30.877	43.773	300.7	1:24:54.973		
48	1	1:35.177	19.312	31.424	44.441	307.7	1:29:43.193	49	3	1:33.238	19.285	30.631	43.322	305.0	1:26:28.211		
49	1	1:33.351	19.135	31.052	43.164	308.6	1:31:16.544	50	3	1:33.947	19.061	30.845	44.041	299.0	1:28:02.158		
50	3	1:38.728	19.471	30.969	48.288	301.5	1:29:40.886	51	3	1:33.048	19.069	30.592	43.387	302.4	1:31:13.934		
51	3	2:32.937	1:10.568	34.655	47.714	170.7	2:32.937	54 Vista AF Corse 1.Thomas FLOHR 2.Francesco CASTELLACCI 3.Davide RIGON Ferrari 296 LMGT3 Evo LMGT3									
52	3	1:36.695	19.763	31.789	45.143	292.4	4:09.632	1	2	2:56.652	1:30.041	36.635	49.976	171.8	2:56.652		
53	3	1:37.582	19.576	31.311	46.695	310.4	5:47.214	2	2	1:46.279	22.217	34.799	49.263	255.0	4:42.931		
54	3	1:34.926	19.764	30.874	44.288	313.1	7:22.140	3	2	1:44.594	22.037	34.265	48.292	256.3	6:27.525		
55	3	1:31.518	18.777	29.955	42.786	306.8	8:53.658	4	2	1:44.493	21.821	34.374	48.298	256.9	8:12.018		
56	3	1:41.155	18.741	32.086	50.328	307.7	10:34.813	5	2	5:28.653 B	22.083	35.803	4:30.767	258.1	13:40.671		
57	3	1:38.544	18.922	32.661	46.961	311.3	12:13.357	6	2	2:04.128	38.748	36.180	49.200	172.9	15:44.799		
58	3	1:38.892	18.769	30.258	49.865	305.9	13:52.249	7	2	1:43.620	21.906	33.894	47.820	255.0	17:28.419		
59	3	1:31.731	18.952	29.834	42.945	305.9	15:23.980	8	2	1:43.440	21.752	33.805	47.883	255.7	19:11.859		
60	3	1:31.087	18.835	29.729	42.523	305.9	16:55.067	9	2	1:44.907	21.643	34.742	48.522	257.5	20:56.766		
61	3	3:40.802 B	21.976	40.645	2:38.181	274.2	20:35.869	10	2	1:43.055	21.646	33.650	47.759	256.9	22:39.821		
62	2	1:49.611	34.343	31.123	44.145	204.3	22:25.480	11	2	1:43.027	21.567	33.821	47.639	257.5	24:22.848		
63	2	1:32.312	18.973	30.421	42.918	304.1	23:57.792	12	2	2:47.465 B	21.824	33.803	1:51.838	255.7	27:10.313		
64	2	1:32.749	19.032	30.762	42.955	299.8	25:30.541	13	3	2:01.929	36.571	35.225	50.133	176.7	29:12.242		
65	2	1:33.036	19.669	30.386	42.981	294.8	27:03.577										

51 Ferrari AF Corse
1.Alessandro PIER GUIDI
2.James CALADO
3.Antonio GIOVINAZZI
Ferrari 499P
HYPERCAR

54 Vista AF Corse
1.Thomas FLOHR
2.Francesco CASTELLACCI
3.Davide RIGON
Ferrari 296 LMGT3 Evo
LMGT3





FIA WEC
6 Hours of Imola
Free Practice 2

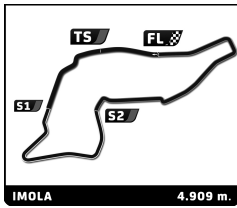
Sector Analysis

Lap under Red Flag Invalidated Lap Personal Best Session Best Crossing the pit lane

Lap	D	Time	Sector 1	Sector 2	Sector 3	T. Spd	Elapsed	Lap	D	Time	Sector 1	Sector 2	Sector 3	T. Spd	Elapsed
14	3	1:43.608	21.962	33.935	47.711	255.7	30:55.850	19	1	3:51.028 B	21.976	35.836	2:53.216	260.7	40:43.634
15	3	1:43.509	21.607	34.121	47.781	255.7	32:39.359	20	3	2:02.411	38.021	35.306	49.084	175.2	42:46.045
16	3	1:42.748	21.510	33.737	47.501	255.7	34:22.107	21	3	1:47.709	22.163	34.999	50.547	253.8	44:33.754
17	3	1:43.162	21.555	33.898	47.709	255.7	36:05.269	22	3	1:44.850	21.413	34.357	49.080	260.7	46:18.604
18	3	1:43.388	21.687	33.779	47.922	255.7	37:48.657	23	3	3:25.187 B	21.883	34.150	2:29.154	261.3	49:43.791
19	3	1:43.180	21.677	33.751	47.752	255.0	39:31.837	24	3	2:00.176	36.052	34.033	50.091	179.1	51:43.967
20	3	1:43.024	21.525	33.800	47.699	256.9	41:14.861	25	3	1:42.812	21.427	33.816	47.569	262.6	53:26.779
21	3	3:51.359 B	21.729	33.904	2:55.726	255.0	45:06.220	26	3	1:43.395	21.418	33.693	48.284	261.3	55:10.174
22	1	2:10.417	39.024	40.307	51.086	172.7	47:16.637	27	3	1:42.987	21.409	33.752	47.826	262.0	56:53.161
23	1	1:53.609	22.398	39.088	52.123	256.9	49:10.246	28	3	1:42.868	21.435	33.795	47.638	261.3	58:36.029
24	1	1:50.494	22.602	36.358	51.534	252.6	51:00.740	29	3	1:42.762	21.342	33.621	47.799	263.9	1:00:18.791
25	1	1:47.926	22.492	35.998	49.436	257.5	52:48.666	30	3	1:46.340	21.604	34.238	50.498	262.0	1:02:05.131
26	1	1:46.968	22.376	35.206	49.386	256.9	54:35.634	31	3	1:44.014	21.544	34.158	48.312	262.6	1:03:49.145
27	1	1:46.583	22.138	35.084	49.361	257.5	56:22.217	32	3	1:43.776	21.496	34.121	48.159	258.1	1:05:32.921
28	1	1:46.274	22.067	34.905	49.302	258.1	58:08.491	33	3	1:43.775	21.786	34.066	47.923	258.1	1:07:16.696
29	1	2:34.971 B	22.390	34.966	1:37.615	256.3	1:00:43.462	34	3	1:43.786	21.859	33.983	47.944	263.9	1:09:00.482
30	1	2:08.708	39.785	37.491	51.432	166.9	1:02:52.170	35	3	3:44.126 B	21.606	34.328	2:48.192	262.6	1:12:44.608
31	1	1:49.459	22.430	35.075	51.954	255.0	1:04:41.629	36	2	2:01.323	37.328	35.495	48.500	177.0	1:14:45.931
32	1	1:46.476	22.378	35.369	48.729	256.3	1:06:28.105	37	2	1:44.372	21.716	34.289	48.367	261.3	1:16:30.303
33	1	1:45.395	22.205	34.523	48.667	256.3	1:08:13.500	38	2	1:43.671	21.568	34.218	47.885	261.3	1:18:13.974
34	1	1:45.765	22.448	34.787	48.530	256.9	1:09:59.265	39	2	1:44.991	21.636	34.843	48.512	262.0	1:19:58.965
35	1	1:45.400	22.172	34.933	48.295	256.9	1:11:44.665	40	2	1:44.693	21.639	34.664	48.390	256.9	1:21:43.658
36	1	1:44.518	22.182	34.422	47.914	256.3	1:13:29.183	41	2	1:44.830	21.783	34.514	48.533	252.6	1:23:28.488
37	1	1:44.443	21.992	34.223	48.228	256.3	1:15:13.626	42	2	1:44.154	21.665	34.190	48.299	256.3	1:25:12.642
38	1	1:44.732	21.887	34.485	48.360	256.9	1:16:58.358	43	2	1:44.141	21.727	34.236	48.178	260.0	1:26:56.783
39	1	2:43.883 B	22.091	34.223	1:47.569	256.9	1:19:42.241	44	2	1:44.503	21.695	34.493	48.315	259.4	1:28:41.286
40	3	2:00.786	36.504	34.629	49.653	174.9	1:21:43.027	45	2	1:44.687	21.838	34.171	48.678	257.5	1:30:25.973
41	3	1:43.155	21.633	33.873	47.649	255.7	1:23:26.182								
42	3	1:42.978	21.595	33.772	47.611	255.0	1:25:09.160								
43	3	1:43.196	21.546	33.727	47.923	255.0	1:26:52.356								
44	3	1:42.723	21.514	33.727	47.482	256.9	1:28:35.079								
45	3	1:42.853	21.546	33.765	47.542	256.3	1:30:17.932								

58 Garage 59		McLaren 720S LMGT3 Evo					
1. Alexander WEST		3. Benjamin GOETHE					
2. Finn GEHRSTZ		LMGT3					
1	1	3:56.496	2:22.364	40.500	53.632	112.8	3:56.496
2	1	1:49.137	22.916	35.328	50.893	260.0	5:45.633
3	1	1:44.688	21.728	34.507	48.453	262.0	7:30.321
4	1	1:43.806	21.654	33.846	48.306	262.0	9:14.127
5	1	1:43.407	21.632	33.887	47.888	262.0	10:57.534
6	1	1:44.052	21.856	33.945	48.251	261.3	12:41.586
7	1	4:38.084 B	21.751	35.524	3:40.809	262.0	17:19.670
8	1	2:02.680	38.546	35.580	48.554	134.5	19:22.350
9	1	1:44.942	21.801	34.021	49.120	261.3	21:07.292
10	1	1:44.696	21.895	34.096	48.705	260.7	22:51.988
11	1	1:44.943	21.822	34.447	48.674	260.7	24:36.931
12	1	1:44.629	21.850	34.193	48.586	260.7	26:21.560
13	1	1:44.868	21.982	34.380	48.506	258.8	28:06.428
14	1	1:44.480	21.762	34.297	48.421	260.7	29:50.908
15	1	1:45.223	21.786	34.636	48.801	260.0	31:36.131
16	1	1:45.601	21.989	34.710	48.902	261.3	33:21.732
17	1	1:45.344	21.846	34.437	49.061	261.3	35:07.076
18	1	1:45.530	22.093	34.620	48.817	262.6	36:52.606

61 Iron Lynx		Mercedes-AMG LMGT3					
1. Martin BERRY		3. Maxime MARTIN					
2. Rui ANDRADE		LMGT3					
1	3	2:18.327	51.884	36.373	50.070	172.1	2:18.327
2	3	1:47.047	21.970	35.040	50.037	260.7	4:05.374
3	3	1:44.926	21.473	34.062	49.391	260.7	5:50.300
4	3	1:43.021	21.472	33.871	47.678	259.4	7:33.321
5	3	1:43.348	21.531	33.795	48.022	260.0	9:16.669
6	3	1:43.404	21.395	33.978	48.031	260.0	11:00.073
7	3	1:43.223	21.532	33.913	47.778	259.4	12:43.296
8	3	2:00.253 B	21.512	34.643	1:04.098	260.0	14:43.549
9	2	4:04.987	2:39.565	35.918	49.504	171.5	18:48.536
10	2	1:43.828	21.788	33.946	48.094	258.8	20:32.364
11	2	1:43.015	21.508	33.764	47.743	259.4	22:15.379
12	2	1:42.659	21.468	33.683	47.508	258.1	23:58.038
13	2	1:44.914	21.580	33.687	49.647	259.4	25:42.952
14	2	1:42.614	21.536	33.579	47.499	258.8	27:25.566
15	2	1:43.712	21.433	34.067	48.212	258.1	29:09.278
16	2	1:45.116	21.539	33.858	49.719	258.8	30:54.394
17	2	1:42.861	21.520	33.737	47.604	257.5	32:37.255
18	2	1:59.425 B	21.582	33.800	1:04.043	258.1	34:36.680
19	1	5:23.072	3:58.619	34.775	49.678	176.1	39:59.752
20	1	1:46.134	22.034	34.340	49.760	258.1	41:45.886
21	1	1:44.376	21.975	33.895	48.506	255.0	43:30.262
22	1	1:43.705	21.718	33.982	48.005	258.8	45:13.967
23	1	1:44.423	21.700	33.899	48.824	261.3	46:58.390



FIA WEC
6 Hours of Imola
Free Practice 2

Sector Analysis

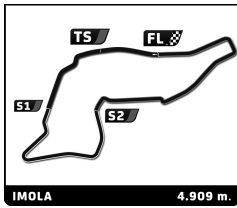
Lap under Red Flag Invalidated Lap Personal Best Session Best Crossing the pit lane

Lap	D	Time	Sector 1	Sector 2	Sector 3	T. Spd	Elapsed	Lap	D	Time	Sector 1	Sector 2	Sector 3	T. Spd	Elapsed
24	1	2:52.470	21.685	33.997	50.788	260.0	49:50.860	32	2	1:43.042	21.630	33.764	47.648	256.9	1:01:07.927
25	1	1:44.628	21.868	34.462	48.298	261.3	51:35.488	33	2	1:42.933	21.397	33.819	47.717	258.1	1:02:50.860
26	1	1:44.233	21.647	34.139	48.447	262.0	53:19.721	34	2	1:43.281	21.558	33.883	47.840	256.9	1:04:34.141
27	1	1:43.740	21.828	33.885	48.027	260.7	55:03.461	35	2	1:43.031	21.529	33.691	47.811	256.9	1:06:17.172
28	1	1:44.432	21.728	34.323	48.381	262.0	56:47.893	36	2	1:42.972	21.449	33.852	47.671	258.8	1:08:00.144
29	1	2:03.688	21.707	33.890	1:08.091	261.3	58:51.581	37	2	3:05.616	21.410	33.724	2:10.482	260.0	1:11:05.760
30	3	5:01.195	3:34.217	36.779	50.199	168.8	1:03:52.776	38	3	2:00.037	36.172	34.616	49.249	176.4	1:13:05.797
31	3	1:44.331	21.727	34.486	48.118	257.5	1:05:37.107	39	3	1:42.813	21.450	33.889	47.474	258.8	1:14:48.610
32	3	1:42.826	21.365	33.653	47.808	260.7	1:07:19.933	40	3	1:43.059	21.494	33.822	47.743	259.4	1:16:31.669
33	3	1:58.626	21.462	33.851	1:03.313	260.7	1:09:18.559	41	3	1:42.794	21.442	33.902	47.450	259.4	1:18:14.463
34	3	4:48.867	3:27.090	33.971	47.806	177.3	1:14:07.426	42	3	1:43.891	21.438	34.020	48.433	259.4	1:19:58.354
35	3	1:42.729	21.286	33.764	47.679	260.7	1:15:50.155	43	3	2:53.339	21.358	33.942	1:58.039	260.7	1:22:51.693
36	3	1:43.417	21.757	33.888	47.772	261.3	1:17:33.572	44	1	2:02.525	37.276	35.771	49.478	174.4	1:24:54.218
37	3	1:59.512	21.575	34.326	1:03.611	259.4	1:19:33.084	45	1	1:47.584	22.950	34.871	49.763	256.3	1:26:41.802
38	3	4:55.951	3:31.439	34.911	49.601	177.9	1:24:29.035	46	1	1:45.255	22.102	34.441	48.712	257.5	1:28:27.057
39	3	1:46.260	21.480	34.012	50.768	260.7	1:26:15.295	47	1	1:49.657	25.452	35.493	48.712	229.1	1:30:16.714
40	3	1:45.323	21.368	33.931	50.024	259.4	1:28:00.618								
41	3	1:43.012	21.303	33.973	47.736	259.4	1:29:43.630								
42	3	1:44.209	21.458	34.478	48.273	263.3	1:31:27.839								

69 Team WRT		BMW M4 LMGT3 Evo					
1. Anthony MCINTOSH		3. Daniel HARPER					
2. Parker THOMPSON		LMGT3					
1	1	2:27.217	59.762	37.028	50.427	151.0	2:27.217
2	1	1:46.005	22.040	34.989	48.976	258.1	4:13.222
3	1	1:44.212	21.739	34.381	48.092	260.7	5:57.434
4	1	1:44.316	21.696	34.316	48.304	260.0	7:41.750
5	1	1:47.441	22.084	35.784	49.573	259.4	9:29.191
6	1	1:43.746	21.542	34.086	48.118	260.7	11:12.937
7	1	1:44.037	21.714	34.116	48.207	260.0	12:56.974
8	1	1:44.312	21.882	34.160	48.270	258.8	14:41.286
9	1	1:44.885	21.596	34.819	48.470	258.8	16:26.171
10	1	1:44.261	21.559	34.373	48.329	258.1	18:10.432
11	1	1:44.460	21.733	34.304	48.423	258.8	19:54.892
12	1	3:11.069	21.638	34.232	2:15.199	260.7	23:05.961
13	2	2:00.231	36.182	34.628	49.421	177.3	25:06.192
14	2	1:43.773	21.493	33.987	48.293	259.4	26:49.965
15	2	1:43.379	21.520	33.925	47.934	258.1	28:33.344
16	2	1:45.195	21.468	35.420	48.307	258.8	30:18.539
17	2	1:45.637	21.777	34.313	49.547	259.4	32:04.176
18	2	1:43.653	21.589	33.943	48.121	258.8	33:47.829
19	2	2:44.217	21.599	34.331	1:48.287	259.4	36:32.046
20	3	2:00.031	36.223	34.722	49.086	176.4	38:32.077
21	3	1:45.019	21.746	34.384	48.889	257.5	40:17.096
22	3	1:44.559	21.781			259.4	42:01.655
23	3	1:44.824	21.691	34.565	48.568	259.4	43:46.479
24	3	1:45.674	21.960	34.668	49.046	258.1	45:32.153
25	3	1:44.883	21.636	34.653	48.594	259.4	47:17.036
26	3	1:47.536	22.253	36.406	48.877	260.7	49:04.572
27	3	1:44.300	21.617	34.345	48.338	260.0	50:48.872
28	3	1:44.236	21.617	34.457	48.162	259.4	52:33.108
29	3	2:58.560	21.622	34.375	2:02.563	258.8	55:31.668
30	2	2:07.980	38.912	37.513	51.555	172.4	57:39.648
31	2	1:45.237	22.118	34.801	48.318	256.3	59:24.885

77 Proton Competition		Ford Mustang LMGT3					
1. Eric POWELL		3. Sebastian PRIAULX					
2. Ben TUCK		LMGT3					
1	2	2:49.853	1:22.653	36.540	50.660	169.6	2:49.853
2	2	1:43.407	21.648	33.953	47.806	258.1	4:33.260
3	2	1:43.130	21.400	33.803	47.927	258.8	6:16.390
4	2	1:43.551	21.543	33.819	48.189	259.4	7:59.941
5	2	1:43.304	21.386	33.826	48.092	258.1	9:43.245
6	2	1:43.251	21.345	34.009	47.897	258.1	11:26.496
7	2	1:43.559	21.452	33.758	48.349	258.1	13:10.055
8	2	1:43.867	21.591	34.108	48.168	259.4	14:53.922
9	2	1:43.414	21.399	34.023	47.992	257.5	16:37.336
10	2	1:43.904	21.453	34.113	48.338	257.5	18:21.240
11	2	1:44.095	21.488	34.329	48.278	258.8	20:05.335
12	2	1:43.801	21.553	34.103	48.145	259.4	21:49.136
13	2	1:44.043	21.646	34.252	48.145	256.9	23:33.179
14	2	1:44.539	21.749	34.292	48.498	256.3	25:17.718
15	2	4:07.152	21.803	34.072	3:11.277	255.0	29:24.870
16	1	2:09.475	39.470	38.155	51.850	167.5	31:34.345
17	1	1:48.818	22.979	34.918	50.921	238.9	33:23.163
18	1	1:45.414	21.979	34.579	48.856	258.1	35:08.577
19	1	1:44.470	21.764	34.081	48.625	259.4	36:53.047
20	1	1:44.703	21.747	34.520	48.436	258.1	38:37.750
21	1	1:44.098	21.765	34.040	48.293	257.5	40:21.848
22	1	1:44.270	21.774	34.004	48.492	258.1	42:06.118
23	1	1:44.607	21.976	34.078	48.553	258.1	43:50.725
24	1	1:44.740	21.758	34.312	48.670	259.4	45:35.465
25	1	1:44.623	21.798	34.220	48.605	260.0	47:20.088
26	1	1:50.691	21.762	36.824	52.105	260.0	49:10.779
27	1	1:45.982	21.990	34.952	49.040	260.7	50:56.761
28	1	1:45.156	21.816	34.388	48.952	259.4	52:41.917
29	1	1:44.255	21.718	34.163	48.374	259.4	54:26.172
30	1	3:32.838	21.776	34.629	2:36.433	258.8	57:59.010
31	3	2:01.397	36.517	35.923	48.957	177.3	1:00:00.407
32	3	1:44.747	21.952	34.249	48.546	258.1	1:01:45.154
33	3	1:44.607	21.808	34.345	48.454	258.8	1:03:29.761
34	3	1:44.927	21.939	34.654	48.334	258.1	1:05:14.688





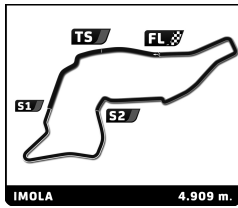
FIA WEC
6 Hours of Imola
Free Practice 2

Sector Analysis

Lap under Red Flag Invalidated Lap Personal Best Session Best Crossing the pit lane

Lap	D	Time	Sector 1	Sector 2	Sector 3	T. Spd	Elapsed	Lap	D	Time	Sector 1	Sector 2	Sector 3	T. Spd	Elapsed
35	3	1:44.907	21.847	34.762	48.298	257.5	1:06:59.595	36	2	1:44.159	21.665	34.288	48.206	262.0	1:18:20.069
36	3	1:44.982	21.865	34.686	48.431	258.8	1:08:44.577	37	2	1:44.155	21.641	34.304	48.210	262.0	1:20:04.224
37	3	1:44.570	21.857	34.285	48.428	259.4	1:10:29.147	38	2	2:49.195 B	21.779	34.206	1:53.210	260.7	1:22:53.419
38	3	1:44.938	21.837	34.741	48.360	258.1	1:12:14.085	39	1	2:04.980	38.580	36.719	49.681	172.9	1:24:58.399
39	3	1:44.569	21.879	34.431	48.259	258.8	1:13:58.654	40	1	2:49.885 B	22.356	35.539	1:51.990	258.8	1:27:48.284
40	3	1:44.936	21.884	34.395	48.657	257.5	1:15:43.590	79 Iron Lynx Mercedes-AMG LMGT3							
41	3	1:44.523	21.750	34.473	48.300	258.8	1:17:28.113	1.Johannes ZELGER 3.Lin HODENIUS LMGT3							
42	3	1:44.368	21.749	34.305	48.314	260.0	1:19:12.481	2.Matteo CRESSONI							
43	3	1:44.723	21.628	34.613	48.482	260.0	1:20:57.204	1	2	2:25.828	56.930	37.659	51.239	167.5	2:25.828
44	3	1:44.124	21.592	34.367	48.165	259.4	1:22:41.328	2	2	1:46.044	22.097	34.810	49.137	259.4	4:11.872
45	3	1:45.216	21.662	34.720	48.834	258.1	1:24:26.544	3	2	1:44.168	21.700	34.105	48.363	260.0	5:56.040
46	3	1:45.452	21.720	35.120	48.612	258.8	1:26:11.996	4	2	1:44.218	21.751	34.222	48.245	261.3	7:40.258
47	3	1:45.582	21.779	34.736	49.067	257.5	1:27:57.578	5	2	1:46.467	22.058	34.183	50.226	260.7	9:26.725
48	3	1:45.369	22.008	34.797	48.564	262.0	1:29:42.947	6	2	1:43.565	21.635	33.916	48.014	258.8	11:10.290
49	3	1:44.703	21.692	34.601	48.410	261.3	1:31:27.650	7	2	1:43.683	21.600	34.020	48.063	258.8	12:53.973
78 Akkodis ASP Team Lexus RC F LMGT3							1.Tom VAN ROMPUY 3.Esteban MASSON LMGT3								
2.Hadrien DAVID															
1	2	2:16.694	48.492	36.959	51.243	158.7	2:16.694	8	2	1:43.659	21.515	34.037	48.107	258.8	14:37.632
2	2	2:45.125 B	22.784	35.077	1:47.264	253.8	5:01.819	9	2	1:43.515	21.513	33.963	48.039	258.1	16:21.147
3	2	2:07.941	39.702	37.573	50.666	170.2	7:09.760	10	2	1:44.108	21.672	34.134	48.302	258.1	18:05.255
4	2	1:44.872	22.229	34.260	48.383	261.3	8:54.632	11	2	2:02.376 B	21.707	34.328	1:06.341	258.8	20:07.631
5	2	1:43.192	21.674	33.776	47.742	262.6	10:37.824	12	2	3:09.740	1:42.112	37.078	50.550	171.5	23:17.371
6	2	1:42.530	21.373	33.641	47.516	262.6	12:20.354	13	2	1:44.477	21.993	34.155	48.329	256.9	25:01.848
7	2	1:47.843	21.774	34.223	51.846	264.6	14:08.197	14	2	1:43.367	21.541	34.043	47.783	258.1	26:45.215
8	2	1:42.725	21.338	33.530	47.857	260.0	15:50.922	15	2	1:43.306	21.535	33.971	47.800	258.1	28:28.521
9	2	1:42.151	21.345	33.555	47.251	259.4	17:33.073	16	2	1:48.173	23.407	35.050	49.716	258.1	30:16.694
10	2	6:10.952 B	21.621	34.039	5:15.292	260.0	23:44.025	17	2	1:50.812	21.702	33.890	55.220	259.4	32:07.506
11	1	2:01.274	37.219	35.135	48.920	176.1	25:45.299	18	2	1:49.247	21.601	34.054	53.592	258.8	33:56.753
12	1	1:44.530	21.748	34.300	48.482	258.8	27:29.829	19	2	1:43.200	21.562	33.723	47.915	258.8	35:39.953
13	1	1:44.778	21.766	34.284	48.728	258.8	29:14.607	20	2	1:49.852	21.485	36.068	52.299	260.0	37:29.805
14	1	1:44.382	21.786	34.253	48.343	258.8	30:58.989	21	2	1:43.409	21.483	34.123	47.803	258.8	39:13.214
15	1	1:44.591	21.924	34.218	48.449	260.0	32:43.580	22	2	1:43.458	21.431	33.841	48.186	259.4	40:56.672
16	1	1:44.376	21.607	34.486	48.283	259.4	34:27.956	23	2	1:59.917 B	21.606	33.959	1:04.352	260.0	42:56.589
17	1	1:44.245	21.701	34.357	48.187	260.7	36:12.201	24	3	4:05.965	2:43.629	34.241	48.095	175.2	47:02.554
18	1	1:46.301	22.037	35.499	48.765	258.8	37:58.502	25	3	1:47.927	21.379	36.165	50.383	260.7	48:50.481
19	1	1:44.985	21.862	34.474	48.649	260.0	39:43.487	26	3	2:20.977 B	26.497	39.844	1:14.636	187.0	51:11.458
20	1	1:44.877	21.837	34.656	48.384	259.4	41:28.364	27	3	8:20.970	6:54.513	36.874	49.583	176.7	59:32.428
21	1	3:14.216 B	22.042	35.311	2:16.863	259.4	44:42.580	28	3	1:43.328	21.728	33.817	47.783	260.0	1:01:15.756
22	3	1:58.592	36.230	34.367	47.995	178.2	46:41.172	29	3	1:44.603	21.396	33.906	49.301	260.0	1:03:00.359
23	3	1:45.302	21.877	33.851	49.574	260.7	48:26.474	30	3	1:43.839	21.560	34.383	47.896	260.0	1:04:44.198
24	3	1:44.324	21.510	34.090	48.724	261.3	50:10.798	31	3	1:50.372	21.383	35.218	53.771	259.4	1:06:34.570
25	3	1:42.941	21.404	33.709	47.828	262.0	51:53.739	32	3	1:43.285	21.577	33.848	47.860	259.4	1:08:17.855
26	3	7:25.327 B	21.519	34.098	6:29.710	260.0	59:19.066	33	3	1:44.678	21.289	33.902	49.487	261.3	1:10:02.533
27	3	2:04.015	36.337	35.940	51.738	177.9	1:01:23.081	34	3	2:02.098 B	21.433	35.466	1:05.199	260.0	1:12:04.631
28	3	1:44.597	21.604	34.417	48.576	260.0	1:03:07.678	35	3	10:22.492	8:52.745	37.254	52.493	174.7	1:22:27.123
29	3	1:43.615	21.552	33.889	48.174	260.7	1:04:51.293	36	3	1:49.740	24.129	34.922	50.689	250.8	1:24:16.863
30	3	1:44.142	21.425	34.075	48.642	262.0	1:06:35.435	37	3	1:47.364	22.231	34.592	50.541	257.5	1:26:04.227
31	3	2:40.600 B	21.583	34.368	1:44.649	263.3	1:09:16.035	38	3	1:42.986	21.471	33.900	47.615	258.8	1:27:47.213
32	2	2:04.402	39.486	35.675	49.241	174.9	1:11:20.437	39	3	1:43.013	21.489	33.732	47.792	259.4	1:29:30.226
33	2	1:45.673	22.211	34.551	48.911	251.4	1:13:06.110	40	3	1:42.578	21.282	33.704	47.592	259.4	1:31:12.804
34	2	1:45.169	22.014	34.569	48.586	253.8	1:14:51.279	83 AF Corse Ferrari 499P							
35	2	1:44.631	21.856	34.250	48.525	262.0	1:16:35.910	1.Yifei YE 3.Philip HANSON HYPERCAR							
							2.Robert KUBICA								
1	2	2:33.475	1:11.202	35.019	47.254	180.3	2:33.475	2	2	1:39.050	20.414	32.329	46.307	294.8	4:12.525





FIA WEC
6 Hours of Imola
Free Practice 2

Sector Analysis

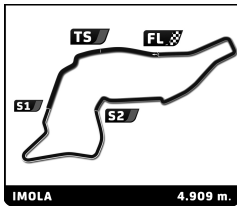
Lap under Red Flag Invalidated Lap Personal Best Session Best Crossing the pit lane

Lap	D	Time	Sector 1	Sector 2	Sector 3	T. Spd	Elapsed	Lap	D	Time	Sector 1	Sector 2	Sector 3	T. Spd	Elapsed
3	2	1:38.515	19.678	32.226	46.611	306.8	5:51.040	8	2	2:11.729	40.534	40.714	50.481	166.4	17:43.756
4	2	1:31.935	18.922	30.343	42.670	305.9	7:22.975	9	2	1:42.997	21.598	33.583	47.816	257.5	19:26.753
5	2	1:45.915	19.029	40.279	46.607	310.4	9:08.890	10	2	1:42.825	21.243	33.523	48.059	260.0	21:09.578
6	2	1:31.483	18.865	29.953	42.665	306.8	10:40.373	11	2	1:45.969	21.200	33.523	51.246	260.7	22:55.547
7	2	1:56.862	20.774	48.135	47.953	291.6	12:37.235	12	2	1:42.296	21.484	33.380	47.432	259.4	24:37.843
8	2	1:45.432	18.786	30.814	55.832	304.1	14:22.667	13	2	2:33.654 B	21.329	36.230	2:36.095	260.7	28:11.497
9	2	1:31.380	18.800	30.036	42.544	304.1	15:54.047	14	1	2:02.608	36.749	36.054	49.805	177.6	30:14.105
10	2	15:46.252 B	19.623	33.491	...	305.9	31:40.299	15	1	1:46.612	22.278	35.103	49.231	255.7	32:00.717
11	2	1:48.915	34.414	31.053	43.448	205.5	33:29.214	16	1	1:44.985	21.960	34.374	48.651	256.9	33:45.702
12	2	1:33.576	19.226	30.972	43.378	304.1	35:02.790	17	1	1:44.939	21.904	34.500	48.535	256.9	35:30.641
13	2	1:34.051	18.980	31.242	43.829	310.4	36:36.841	18	1	1:44.993	21.931	34.295	48.767	258.8	37:15.634
14	2	1:32.130	19.019	30.348	42.763	305.9	38:08.971	19	1	1:45.635	22.048	34.568	49.019	258.1	39:01.269
15	2	2:55.500 B	19.075	32.127	2:04.298	305.9	41:04.471	20	1	1:44.805	21.869	34.350	48.586	258.1	40:46.074
16	2	1:58.988	37.248	37.019	44.721	207.1	43:03.459	21	1	1:44.218	21.721	34.199	48.298	259.4	42:30.292
17	2	1:32.367	19.122	30.480	42.765	305.0	44:35.826	22	1	1:44.780	21.756	34.216	48.808	258.8	44:15.072
18	2	1:32.639	19.122	30.584	42.933	305.0	46:08.465	23	1	4:35.902 B	21.930	34.884	2:39.088	260.0	48:50.974
19	2	1:32.171	18.909	30.261	43.001	305.9	47:40.636	24	2	2:00.098	36.378	34.489	49.231	176.4	50:51.072
20	2	1:44.128	18.966	31.293	53.869	309.5	49:24.764	25	2	1:43.729	21.815	34.089	47.825	260.0	52:34.801
21	2	1:35.238	19.049	30.302	45.887	305.9	51:00.002	26	2	1:44.138	21.479	33.886	48.773	260.7	54:18.939
22	2	2:38.497 B	18.962	31.511	1:48.024	305.9	53:38.499	27	2	1:43.309	21.494	33.830	47.985	258.8	56:02.248
23	3	1:50.301	34.581	31.554	44.166	204.7	55:28.800	28	2	1:44.287	21.509	34.286	48.492	260.7	57:46.535
24	3	1:32.202	19.016	30.232	42.954	304.1	57:01.002	29	2	1:43.556	21.434	34.064	48.058	260.7	59:30.091
25	3	1:34.269	19.005	30.550	44.714	304.1	58:35.271	30	2	1:44.460	21.660	34.423	48.377	261.3	1:01:14.551
26	3	1:33.588	19.018	30.807	43.763	307.7	1:00:08.859	31	2	1:43.754	21.460	33.963	48.331	261.3	1:02:58.305
27	3	1:33.178	19.030	30.422	43.726	307.7	1:01:42.037	32	2	3:35.057 B	22.994	35.433	2:36.630	260.7	1:06:33.362
28	3	1:32.751	18.839	30.102	43.810	305.0	1:03:14.788	33	3	2:01.366	37.419	35.193	48.754	174.9	1:08:34.728
29	3	1:32.989	19.128	30.345	43.516	306.8	1:04:47.777	34	3	1:44.536	21.613	34.300	48.623	260.7	1:10:19.264
30	3	1:34.708	19.168	31.478	44.062	305.9	1:06:22.485	35	3	1:43.759	21.681	33.940	48.138	260.7	1:12:03.023
31	3	1:32.854	19.011	30.810	43.033	305.0	1:07:55.339	36	3	1:43.487	21.442	34.035	48.010	260.7	1:13:46.510
32	3	1:32.964	18.887	30.950	43.127	306.8	1:09:28.303	37	3	1:43.469	21.587	33.950	47.932	260.0	1:15:29.979
33	3	1:32.900	19.074	30.699	43.127	306.8	1:11:01.203	38	3	1:44.088	21.612	34.219	48.257	261.3	1:17:14.067
34	3	2:44.635 B	20.105	31.202	1:53.328	306.8	1:13:45.838	39	3	1:43.890	21.601	34.285	48.004	261.3	1:18:57.957
35	1	2:04.739	35.736	39.548	49.455	205.5	1:15:50.577	40	3	1:44.095	21.773	34.236	48.086	261.3	1:20:42.052
36	1	1:34.934	19.643	31.204	44.087	300.7	1:17:25.511	41	3	1:44.260	21.725	34.126	48.409	261.3	1:22:26.312
37	1	1:34.259	19.426	31.322	43.511	304.1	1:18:59.770	42	3	2:02.518 B	22.165	34.372	1:05.981	256.3	1:24:28.830
38	1	1:34.360	19.659	30.911	43.790	303.3	1:20:34.130	43	3	1:59.620	37.394	34.140	48.086	170.2	1:26:28.450
39	1	1:33.474	19.253	30.862	43.359	305.0	1:22:07.604	44	3	1:44.141	21.693	34.276	48.172	263.3	1:28:12.591
40	1	1:33.376	19.197	30.764	43.415	303.3	1:23:40.980								
41	1	1:33.411	19.153	30.791	43.467	305.9	1:25:14.391								
42	1	1:34.027	19.638	30.867	43.522	291.6	1:26:48.418								
43	1	1:34.233	19.072	31.462	43.699	308.6	1:28:22.651								
44	1	1:33.501	18.989	30.835	43.677	308.6	1:29:56.152								
45	1	1:34.057	19.043	31.372	43.642	303.3	1:31:30.209								

87	Akkodis ASP Team		Lexus RC F LMGT3				
	1. Petru UMBRĂRESCU	3. José María LÓPEZ		LMGT3			
	2. Clemens SCHMID						
1	1	3:23.909	1:48.246	42.168	53.495	139.8	3:23.909
2	1	1:52.863	23.398	37.265	52.200	256.3	5:16.772
3	1	1:45.472	22.006	34.425	49.041	259.4	7:02.244
4	1	1:47.908	21.779	34.457	51.672	260.7	8:50.152
5	1	1:44.835	21.635	34.566	48.634	260.7	10:34.987
6	1	1:45.181	21.623	34.276	49.282	263.3	12:20.168
7	1	3:11.859 B	22.361	35.284	2:14.214	263.3	15:32.027

88	Proton Competition		Ford Mustang LMGT3				
	1. Stefano GATTUSO	3. Logan SARGEANT		LMGT3			
	2. Giammarco LEVORATO						
1	2	2:41.765	1:13.756	37.559	50.450	172.7	2:41.765
2	2	1:44.082	21.760	34.182	48.140	259.4	4:25.847
3	2	1:43.362	21.596	33.922	47.844	260.0	6:09.209
4	2	1:43.459	21.700	33.837	47.922	259.4	7:52.668
5	2	1:43.410	21.715	33.863	47.832	258.1	9:36.078
6	2	1:44.133	21.719	34.225	48.189	260.0	11:20.211
7	2	1:43.747	21.667	34.022	48.058	260.7	13:03.958
8	2	1:43.876	21.617	34.177	48.082	258.8	14:47.834
9	2	1:44.275	21.718	34.226	48.331	258.1	16:32.109
10	2	5:57.060 B	21.971	34.350	5:00.739	258.1	22:29.169
11	2	1:59.728	36.429	34.807	48.492	158.4	24:28.897
12	2	1:44.424	21.774	34.606	48.044	260.0	26:13.321
13	2	1:49.514	21.762	34.181	53.571	257.5	28:02.835





FIA WEC
6 Hours of Imola
Free Practice 2

Sector Analysis

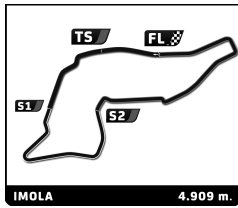
Lap under Red Flag Invalidated Lap Personal Best Session Best Crossing the pit lane

Lap	D	Time	Sector 1	Sector 2	Sector 3	T. Spd	Elapsed	Lap	D	Time	Sector 1	Sector 2	Sector 3	T. Spd	Elapsed
14	2	1:46.056	21.712	34.475	49.869	259.4	29:48.891	20	2	1:43.539	21.632	33.871	48.936	256.3	37:17.370
15	2	1:45.549	21.641	34.180	49.728	258.8	31:34.440	21	2	1:44.458	21.674	34.145	48.639	256.9	39:01.828
16	2	1:44.618	21.805	34.440	48.373	258.1	33:19.058	22	2	1:44.665	21.827	34.329	48.509	257.5	40:46.493
17	2	1:44.732	21.646	34.583	48.503	260.0	35:03.790	23	2	1:44.641	21.650	34.379	48.612	258.8	42:31.134
18	2	3:16.608 B	21.648	34.274	2:20.686	262.0	38:20.398	24	2	1:45.226	21.525	34.104	49.597	259.4	44:16.360
19	1	2:02.716	36.786	34.910	51.020	175.8	40:23.114	25	2	1:44.708	21.657	34.202	48.849	258.1	46:01.068
20	1	1:45.401	22.091	34.635	48.675	259.4	42:08.515	26	2	1:45.092	22.322	34.510	48.260	258.8	47:46.160
21	1	1:45.111	21.847	34.550	48.714	260.7	43:53.626	27	2	1:43.807	21.445	33.932	48.430	258.1	49:29.967
22	1	1:44.879	21.702	34.477	48.700	261.3	45:38.505	28	2	1:43.960	21.498	34.500	47.962	258.8	51:13.927
23	1	1:44.823	21.912	34.469	48.442	260.7	47:23.328	29	2	1:46.238	21.982	35.176	49.080	260.0	53:00.165
24	1	1:48.861	21.778	38.118	48.965	259.4	49:12.189	30	2	2:00.404 B	21.528	33.948	1:04.928	259.4	55:00.569
25	1	1:47.733	21.846	35.530	50.357	262.0	50:59.922	31	3	2:44.919	1:22.782	34.143	47.994	174.4	57:45.488
26	1	1:45.376	21.849	34.645	48.882	261.3	52:45.298	32	3	1:43.141	21.562	33.725	47.854	260.0	59:28.629
27	1	1:45.949	21.804	34.411	49.734	259.4	54:31.247	33	3	1:43.755	21.563	34.227	47.965	259.4	1:01:12.384
28	1	3:42.439 B	21.907	34.820	2:45.712	260.0	58:13.686	34	3	1:42.719	21.401	33.702	47.616	259.4	1:02:55.103
29	3	2:04.122	38.731	36.023	49.368	171.8	1:00:17.808	35	3	1:44.097	21.493	34.277	48.327	261.3	1:04:39.200
30	3	1:44.193	21.859	34.135	48.199	256.3	1:02:02.001	36	3	1:42.756	21.404	33.725	47.627	260.0	1:06:21.956
31	3	1:45.816	22.325	34.134	49.357	258.8	1:03:47.817	37	3	1:42.948	21.729	33.743	47.476	259.4	1:08:04.904
32	3	1:44.539	21.631	33.953	48.955	260.7	1:05:32.356	38	3	1:58.931 B	21.503	34.077	1:03.351	260.7	1:10:03.835
33	3	1:43.865	21.835	34.100	47.930	259.4	1:07:16.221	39	3	9:02.823	7:40.302	34.627	47.894	175.2	1:19:06.658
34	3	1:43.852	21.601	34.035	48.216	258.8	1:09:00.073	40	3	1:43.560	21.609	34.003	47.948	256.3	1:20:50.218
35	3	1:43.816	21.733	34.067	48.016	258.1	1:10:43.889	41	3	1:42.708	21.396	33.829	47.483	258.1	1:22:32.926
36	3	6:03.824 B	21.652	34.265	5:07.907	257.5	1:16:47.713	42	3	1:42.677	21.445	33.705	47.527	258.8	1:24:15.603
37	3	2:00.040	36.607	35.095	48.338	178.5	1:18:47.753	43	3	1:43.141	21.457	34.072	47.612	257.5	1:25:58.744
38	3	1:44.232	21.799	34.109	48.324	259.4	1:20:31.985	44	3	1:42.800	21.311	33.873	47.616	258.8	1:27:41.544
39	3	1:44.269	21.710	34.287	48.272	258.8	1:22:16.254	45	3	1:43.889	21.540	33.666	48.683	258.8	1:29:25.433
40	3	1:44.965	21.646	35.081	48.238	258.1	1:24:01.219	46	3	1:58.934 B	21.509	33.710	1:03.615	257.5	1:31:24.267
41	3	1:43.987	21.706	34.222	48.059	257.5	1:25:45.206								
42	3	1:44.183	21.673	34.233	48.277	258.8	1:27:29.389								
43	3	1:48.093	21.700	34.339	52.054	258.8	1:29:17.482								
44	3	1:44.180	21.732	34.237	48.211	258.1	1:31:01.662								

91		Manthey DK Engineering		Porsche 911 GT3 R LMGTS3			
		1. James COTTINGHAM	3. Ayhançan GÜVEN	LMGTS3			
		2. Timur BOGUSLAVSKIY					
1	1	2:02.659	32.990	38.422	51.247	157.0	2:02.659
2	1	1:48.308	23.150	35.298	49.860	255.0	3:50.967
3	1	1:47.136	21.997	34.771	50.368	256.9	5:38.103
4	1	1:44.839	21.785	34.443	48.611	256.3	7:22.942
5	1	1:45.416	21.961	34.843	48.612	257.5	9:08.358
6	1	1:44.284	21.924	34.199	48.161	257.5	10:52.642
7	1	1:44.041	21.705	34.179	48.157	255.7	12:36.683
8	1	1:45.619	21.645	34.677	49.297	256.9	14:22.302
9	1	1:44.707	21.670	33.990	49.047	257.5	16:07.009
10	1	1:44.888	21.677	34.518	48.693	255.7	17:51.897
11	1	1:44.032	21.708	34.242	48.082	255.7	19:35.929
12	1	1:44.489	21.636	34.175	48.678	256.9	21:20.418
13	1	1:44.163	21.722	34.189	48.252	256.3	23:04.581
14	1	1:45.253	21.827	34.440	48.986	256.3	24:49.834
15	1	2:02.069 B	22.283	34.592	1:05.194	255.7	26:51.903
16	2	3:26.501	1:59.864	36.933	49.704	171.8	30:18.404
17	2	1:48.023	22.481	34.603	50.939	255.0	32:06.427
18	2	1:44.010	21.850	34.276	47.884	255.0	33:50.437
19	2	1:43.394	21.613	33.823	47.958	257.5	35:33.831

92		The Bend Manthey		Porsche 911 GT3 R LMGTS3			
		1. Yasser SHAHIN	3. Richard LIETZ	LMGTS3			
		2. Riccardo PERA					
1	3	2:00.624	33.890	36.703	50.031	156.1	2:00.624
2	3	1:43.885	21.665	34.179	48.041	258.1	3:44.509
3	3	1:44.553	22.067	34.045	48.441	258.1	5:29.062
4	3	1:43.768	21.511	33.720	48.537	259.4	7:12.830
5	3	1:43.109	21.442	34.028	47.639	258.8	8:55.939
6	3	1:42.945	21.384	33.759	47.802	260.0	10:38.884
7	3	1:46.256	21.369	33.741	51.146	260.7	12:25.140
8	3	1:45.819	21.554	34.233	50.032	258.8	14:10.959
9	3	1:43.064	21.438	33.736	47.890	258.1	15:54.023
10	3	2:00.612 B	21.475	34.752	1:04.385	260.0	17:54.635
11	2	2:33.454	1:10.935	34.232	48.287	174.7	20:28.089
12	2	1:43.361	21.600	33.810	47.951	257.5	22:11.450
13	2	1:43.024	21.469	33.734	47.821	256.9	23:54.474
14	2	1:46.011	21.522	33.726	50.763	255.7	25:40.485
15	2	1:43.120	21.663	33.834	47.623	255.7	27:23.605
16	2	1:42.977	21.511	33.739	47.727	255.7	29:06.582
17	2	1:43.621	21.562	34.317	47.742	256.9	30:50.203
18	2	1:44.285	21.523	33.891	48.871	255.7	32:34.488
19	2	1:42.955	21.596	33.803	47.556	257.5	34:17.443
20	2	2:00.325 B	21.581	34.309	1:04.435	258.1	36:17.768
21	1	3:35.365	2:09.737	36.471	49.157	174.9	39:53.133
22	1	1:44.833	21.982	34.609	48.242	257.5	41:37.966
23	1	1:45.447	22.130	34.694	48.623	258.8	43:23.413



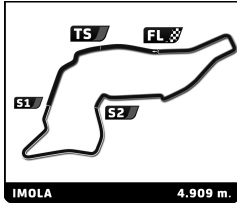


FIA WEC
6 Hours of Imola
Free Practice 2

Sector Analysis

Lap under Red Flag Invalidated Lap Personal Best Session Best Crossing the pit lane

Lap	D	Time	Sector 1	Sector 2	Sector 3	T. Spd	Elapsed	Lap	D	Time	Sector 1	Sector 2	Sector 3	T. Spd	Elapsed
24	1	1:44.960	21.986	34.512	48.462	258.1	45:08.373	27	3	1:34.488	19.201	30.904	44.388	302.4	47:34.847
25	1	1:45.932	21.841	35.117	48.974	259.4	46:54.305	28	3	1:36.088	19.183	32.075	44.830	302.4	49:10.935
26	1	1:45.634	21.941	34.753	48.940	259.4	48:39.939	29	3	1:35.172	19.209	31.535	44.428	305.0	50:46.107
27	1	1:45.309	21.799	34.775	48.735	259.4	50:25.248	30	3	1:34.971	19.705	31.184	44.082	300.7	52:21.078
28	1	1:45.460	21.931	34.776	48.753	260.0	52:10.708	31	3	1:36.697	19.208	30.866	46.623	294.0	53:57.775
29	1	1:44.614	21.747	34.604	48.263	259.4	53:55.322	32	3	4:31.944 B	19.753	35.388	3:36.803	296.5	58:29.719
30	1	2:02.962 B	21.915	35.105	1:05.942	258.1	55:58.284	33	3	1:53.324	36.295	32.547	44.482	199.3	1:00:23.043
31	1	3:14.348	1:44.958	38.040	51.350	168.0	59:12.632	34	3	1:35.277	19.520	31.794	43.963	301.5	1:01:58.320
32	1	1:46.124	22.486	34.702	48.936	257.5	1:00:58.756	35	3	1:33.778	19.182	30.914	43.682	300.7	1:03:32.098
33	1	1:44.819	22.051	34.230	48.538	255.7	1:02:43.575	36	3	18:53.418 B	19.494	31.584	...	302.4	1:22:25.516
34	1	1:43.842	21.638	34.391	47.813	259.4	1:04:27.417	37	3	1:51.404	35.458	31.615	44.331	201.2	1:24:16.920
35	1	1:43.835	21.595	34.055	48.185	258.8	1:06:11.252	38	3	1:35.204	19.909	31.473	43.822	307.7	1:25:52.124
36	1	1:43.517	21.472	34.081	47.964	260.0	1:07:54.769	94 Peugeot Totalenergies 1. Loïc DUVAL 2. Malthe JAKOBSEN 3. Théo POURCHAIRE Peugeot 9X8 HYPERCAR							
37	1	1:43.150	21.444	33.747	47.959	260.7	1:09:37.919	1	2	2:04.507	42.632	35.332	46.543	178.8	2:04.507
38	1	2:01.013 B	21.469	34.264	1:05.280	260.7	1:11:38.932	2	2	1:40.282	20.970	32.592	46.720	287.6	3:44.789
39	1	5:13.663	3:48.408	35.568	49.687	174.1	1:16:52.595	3	2	1:38.918	20.963	32.898	45.057	295.6	5:23.707
40	1	1:45.282	21.830	34.554	48.898	258.1	1:18:37.877	4	2	1:33.964	18.828	30.996	44.140	309.5	6:57.671
41	1	1:45.663	22.536	34.494	48.633	258.1	1:20:23.540	5	2	1:31.225	18.822	30.015	42.388	312.2	8:28.896
42	1	1:44.231	21.819	34.229	48.183	258.8	1:22:07.771	6	2	1:58.426	23.152	38.510	56.764	261.3	10:27.322
43	1	1:43.992	21.642	34.027	48.323	258.8	1:23:51.763	7	2	1:47.953	23.337	37.620	46.996	235.7	12:15.275
44	1	1:44.304	21.682	34.336	48.286	257.5	1:25:36.067	8	2	12:39.286 B	18.937	30.068	...	307.7	24:54.561
45	1	1:44.759	21.888	34.359	48.512	258.8	1:27:20.826	9	3	1:52.203	35.910	32.065	44.228	201.2	26:46.764
46	1	1:44.673	21.765	34.566	48.342	258.8	1:29:05.499	10	3	1:34.725	19.678	31.237	43.810	298.1	28:21.489
47	1	1:45.154	21.742	34.909	48.503	260.0	1:30:50.653	11	3	1:34.200	19.329	31.228	43.643	299.0	29:55.689
93 Peugeot Totalenergies 1. Paul DI RESTA 2. Stoffel VANDORNE 3. Nick CASSIDY Peugeot 9X8 HYPERCAR															
1	2	2:10.398	44.949	36.932	48.517	177.3	2:10.398	12	3	1:35.262	19.344	31.349	44.569	299.0	31:30.951
2	2	1:39.487	20.228	32.559	46.700	305.0	3:49.885	13	3	1:34.740	19.384	31.517	43.839	304.1	33:05.691
3	2	1:37.132	19.471	31.678	45.983	305.9	5:27.017	14	3	1:34.001	19.127	31.157	43.717	303.3	34:39.692
4	2	1:32.323	18.884	30.447	42.992	310.4	6:59.340	15	3	1:38.217	19.110	30.885	48.222	302.4	36:17.909
5	2	1:31.879	18.794	30.294	42.791	314.1	8:31.219	16	3	1:34.038	19.417	31.252	43.369	303.3	37:51.947
6	2	1:57.328	23.744	40.785	52.799	249.6	10:28.547	17	3	1:34.460	19.261	31.265	43.934	304.1	39:26.407
7	2	1:31.857	18.933	30.177	42.747	311.3	12:00.404	18	3	1:33.308	19.123	30.893	43.292	300.7	40:59.715
8	2	4:16.481 B	19.059	34.195	3:23.227	312.2	16:16.885	19	3	1:34.952	19.643	31.981	43.328	303.3	42:34.667
9	1	1:50.089	34.509	31.420	44.160	206.7	18:06.974	20	3	1:32.713	19.115	31.178	43.420	301.5	44:08.380
10	1	1:34.430	19.701	30.977	43.752	296.5	19:41.404	21	3	2:11.337 B	20.027	30.928	1:20.382	256.9	46:19.717
11	1	1:33.939	19.295	30.904	43.740	304.1	21:15.343	22	3	1:53.769	36.614	32.729	44.426	184.7	48:13.486
12	1	1:33.860	19.306	30.841	43.713	299.8	22:49.203	23	3	1:36.231	19.411	32.041	44.779	299.0	49:49.717
13	1	1:34.477	19.101	31.494	43.882	300.7	24:23.680	24	3	1:34.154	19.293	31.089	43.772	300.7	51:23.871
14	1	1:33.199	19.104	30.612	43.483	300.7	25:56.879	25	3	1:33.930	19.172	30.909	43.849	300.7	52:57.801
15	1	1:32.928	18.991	30.585	43.352	297.3	27:29.807	26	3	1:34.417	19.394	31.021	44.002	305.9	54:32.218
16	1	1:33.530	19.133	30.821	43.576	299.0	29:03.337	27	3	1:33.657	19.104	30.961	43.592	300.7	56:05.875
17	1	1:33.123	19.047	30.755	43.321	297.3	30:36.460	28	3	1:34.211	19.230	30.895	44.086	303.3	57:40.086
18	1	1:33.150	18.985	30.668	43.497	299.0	32:09.610	29	3	1:32.923	19.077	30.610	43.236	304.1	59:13.009
19	1	1:35.035	19.814	31.362	43.859	301.5	33:44.645	30	3	1:32.869	19.025	30.530	43.314	302.4	1:00:45.878
20	1	1:33.348	19.045	30.820	43.483	299.8	35:17.993	31	3	1:33.379	19.041	30.603	43.735	312.2	1:02:19.257
21	1	1:33.872	19.048	30.764	44.060	300.7	36:51.865	32	3	1:33.700	19.290	30.679	43.731	305.9	1:03:52.957
22	1	1:33.216	19.016	30.912	43.288	302.4	38:25.081	33	3	1:35.911	19.171	31.810	44.930	304.1	1:05:28.868
23	1	2:34.621 B	19.102	30.870	1:44.649	299.0	40:59.702	34	3	1:35.459	19.604	31.960	43.895	306.8	1:07:04.327
24	3	1:51.465	35.566	31.855	44.044	205.1	42:51.167	35	3	1:36.103	19.186	31.172	45.745	308.6	1:08:40.430
25	3	1:35.169	19.492	31.828	43.849	299.8	44:26.336	36	3	1:33.490	19.051	30.972	43.467	305.0	1:10:13.920
26	3	1:34.023	19.260	31.012	43.751	302.4	46:00.359	37	3	2:35.575 B	19.092	30.754	1:45.729	304.1	1:12:49.495
								38	2	1:51.263	35.152	31.834	44.277	206.3	1:14:40.758



FIA WEC
6 Hours of Imola
Free Practice 2

Sector Analysis

Lap under Red Flag Invalidated Lap ■ Personal Best ■ Session Best **B** Crossing the pit lane

Lap	D	Time	Sector 1	Sector 2	Sector 3	T. Spd	Elapsed	Lap	D	Time	Sector 1	Sector 2	Sector 3	T. Spd	Elapsed
39	2	1:35.562	19.459	31.713	44.390	304.1	1:16:16.320								
40	2	1:33.050	19.263	30.656	43.131	301.5	1:17:49.370								
41	2	1:33.473	19.183	30.726	43.564	300.7	1:19:22.843								
42	2	1:33.200	19.024	30.525	43.651	305.9	1:20:56.043								
43	2	1:33.448	18.993	30.980	43.475	302.4	1:22:29.491								
44	2	3:04.673 B	21.079	30.957	2:12.637	305.0	1:25:34.164								
45	2	1:52.390	36.172	32.174	44.044	193.8	1:27:26.554								
46	2	1:33.620	19.174	31.020	43.426	298.1	1:29:00.174								
47	2	1:32.341	18.948	30.513	42.880	301.5	1:30:32.515								