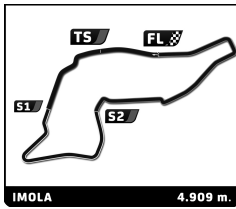


Porsche Sixt Carrera Cup Deutschland  
6 Hours of Imola  
Free Practice

Sector Analysis

— Invalidated Lap    ■ Personal Best    ■ Session Best    B Crossing the pit lane

Lap	Time	Sector 1	Sector 2	Sector 3	Kph	Elapsed	Lap	Time	Sector 1	Sector 2	Sector 3	Kph	Elapsed
<b>3</b>	<b>Keagan Masters</b> ZAF Proton Competition Porsche 911 Cup (992.2)						8	6:41.611 B	21.807	35.027	5:44.777	44.0	20:30.727
1	4:05.986	2:32.219	40.296	53.471	68.7	4:05.986	9	2:17.860	53.055	35.445	49.360	128.2	22:48.587
2	1:50.301	24.166	36.382	49.753	160.2	5:56.287	10	1:49.213	22.189	34.919	52.105	161.8	24:37.800
3	1:45.416	21.864	34.847	48.705	167.6	7:41.703	11	1:46.040	21.870	34.945	49.225	166.7	26:23.840
4	1:43.905	21.742	34.305	47.858	170.1	9:25.608	12	1:45.231	21.725	34.610	48.896	167.9	28:09.071
5	7:12.700 B	21.858	38.863	6:11.979	40.8	16:38.308	13	5:16.994 B	21.799	45.750	4:09.445	55.7	33:26.065
6	2:09.279	46.077	35.085	48.117	136.7	18:47.587	14	2:15.506	50.774	35.452	49.280	130.4	35:41.571
7	1:43.619	21.434	34.388	47.797	170.6	20:31.206	15	1:46.926	21.989	35.043	49.894	165.3	37:28.497
8	1:43.738	21.431	34.374	47.933	170.4	22:14.944	16	1:45.195	21.846	34.713	48.636	168.0	39:13.692
9	6:19.227 B	21.335	34.345	5:23.547	46.6	28:34.171	17	8:08.545 B	21.782	34.831	7:11.932	36.2	47:22.237
10	2:03.682	39.579	35.725	48.378	142.9	30:37.853	18	2:22.732	44.854	41.771	56.107	123.8	49:44.969
11	1:43.576	21.406	34.377	47.793	170.6	32:21.429	19	1:55.892	24.431	40.390	51.071	152.5	51:40.861
12	1:43.539	21.478	34.205	47.856	170.7	34:04.968	20	1:44.916	21.938	34.624	48.354	168.4	53:25.777
13	1:43.267	21.352	34.229	47.686	171.1	35:48.235							
14	5:34.522 B	21.433	34.685	4:38.404	52.8	41:22.757							
15	2:05.629	42.431	34.913	48.285	140.7	43:28.386							
16	1:43.609	21.577	34.269	47.763	170.6	45:11.995							
17	1:43.325	21.303	34.116	47.906	171.0	46:55.320							
18	1:43.791	21.356	34.540	47.895	170.3	48:39.111							
19	3:23.882 B	21.278	34.485	2:28.119	86.7	52:02.993							
<b>4</b>	<b>Jonas Greif</b> DEU GP Elite Porsche 911 Cup (992.2)						<b>6</b>	<b>Dylan Yip</b> HKG Team Proton Porsche 911 Cup (992.2)					
1	3:13.742 B	1:20.258	40.716	1:12.768	87.2	3:13.742	1	4:15.042	2:37.020	42.464	55.558	66.2	4:15.042
2	2:32.422 B	47.163	37.366	1:07.893	115.9	5:46.164	2	1:59.196	25.316	39.311	54.569	148.3	6:14.238
3	2:13.562	46.839	36.105	50.618	132.3	7:59.726	3	4:55.184 B	23.803	37.682	3:53.699	59.9	11:09.422
4	1:46.212	22.250	35.158	48.804	166.4	9:45.938	4	2:12.636	42.956	40.678	49.002	133.2	13:22.058
5	1:45.584	22.161	34.870	48.553	167.4	11:31.522	5	1:44.325	21.658	34.546	48.121	169.4	15:06.383
6	1:45.175	21.801	34.695	48.679	168.0	13:16.697	6	1:44.733	21.854	34.774	48.105	168.7	16:51.116
7	1:44.752	21.612	34.824	48.316	168.7	15:01.449	7	1:44.212	21.466	34.419	48.327	169.6	18:35.328
8	1:44.602	21.632	34.644	48.326	168.9	16:46.051	8	1:44.152	21.497	34.606	48.049	169.7	20:19.480
9	4:17.798 B	21.840	35.315	3:20.643	68.6	21:03.849	9	1:44.524	21.447	34.440	48.637	169.1	22:04.004
10	2:01.894	37.977	35.299	48.618	145.0	23:05.743	10	4:57.712 B	21.729	34.746	4:01.237	59.4	27:01.716
11	1:44.573	21.771	34.639	48.163	169.0	24:50.316	11	2:02.553	39.104	34.822	48.627	144.2	29:04.269
12	1:44.224	21.483	34.564	48.177	169.6	26:34.540	12	1:44.709	21.665	34.547	48.497	168.8	30:48.978
13	1:44.585	21.647	34.602	48.336	169.0	28:19.125	13	1:44.232	21.480	34.602	48.150	169.5	32:33.210
14	4:27.105 B	21.576	34.718	3:30.811	66.2	32:46.230	14	1:44.282	21.491	34.581	48.210	169.5	34:17.492
15	2:25.040	46.501	42.196	56.343	121.8	35:11.270	15	5:07.382 B	21.902	34.874	4:10.606	57.5	39:24.874
16	1:51.748	24.165	36.628	50.955	158.1	37:03.018	16	2:15.554	52.335	34.816	48.403	130.4	41:40.428
17	1:46.485	22.550	35.163	48.772	166.0	38:49.503	17	8:09.063 B	21.860	34.603	7:12.600	36.1	49:49.491
18	1:44.192	21.587	34.452	48.153	169.6	40:33.695	18	2:17.102	44.317	39.242	53.543	128.9	52:06.593
19	1:44.208	21.800	34.423	47.985	169.6	42:17.903							
20	1:43.658	21.505	34.242	47.911	170.5	44:01.561							
21	8:09.994 B	21.557	34.307	7:14.130	36.1	52:11.555							
22	4:54.937 B	40.300	36.100	3:38.537	59.9	57:06.492							
<b>5</b>	<b>Sören Spreng</b> DEU GP Elite Porsche 911 Cup (992.2)						<b>10</b>	<b>Niels Langeveld</b> NLD Laptime-Performance Porsche 911 Cup (992.2)					
1	2:57.240	1:21.788	40.709	54.743	95.3	2:57.240	1	3:07.363	1:28.038	41.599	57.726	90.1	3:07.363
2	1:57.646	24.575	37.931	55.140	150.2	4:54.886	2	1:55.381	25.565	38.078	51.738	153.2	5:02.744
3	1:49.024	22.896	36.275	49.853	162.1	6:43.910	3	4:25.826 B	22.638	37.773	3:25.415	66.5	9:28.570
4	1:47.160	22.422	35.789	48.949	164.9	8:31.070	4	2:09.695	43.227	36.771	49.697	136.3	11:38.265
5	1:46.994	21.986	35.113	49.895	165.2	10:18.064	5	1:46.233	21.666	34.513	50.054	166.4	13:24.498
6	1:45.906	22.165	35.016	48.725	166.9	12:03.970	6	1:44.938	21.494	34.540	48.904	168.4	15:09.436
7	1:45.146	21.750	34.710	48.686	168.1	13:49.116	7	1:44.431	21.728	34.557	48.146	169.2	16:53.867
							8	1:44.084	21.454	34.385	48.245	169.8	18:37.951
							9	1:44.574	21.620	34.625	48.329	169.0	20:22.525
							10	1:44.710	21.571	34.806	48.333	168.8	22:07.235
							11	5:26.687 B	21.762	34.828	4:30.097	54.1	27:33.922
							12	2:01.216	37.941	35.029	48.246	145.8	29:35.138
							13	1:44.605	21.724	34.615	48.266	168.9	31:19.743
							14	1:44.480	21.674	34.395	48.411	169.1	33:04.223
							15	6:13.622 B	21.613	35.274	5:16.735	47.3	39:17.845
							16	2:03.772	38.856	34.907	50.009	142.8	41:21.617
							17	1:45.048	22.091	34.640	48.317	168.2	43:06.665
							18	4:07.299 B	21.628	36.058	3:09.613	71.5	47:13.964
							19	2:07.912	40.047	37.636	50.229	138.2	49:21.876
							20	1:44.111	21.553	34.420	48.138	169.7	51:05.987



Porsche Sixt Carrera Cup Deutschland  
6 Hours of Imola  
Free Practice

Sector Analysis

— Invalidated Lap    ■ Personal Best    ■ Session Best    B Crossing the pit lane

Lap	Time	Sector 1	Sector 2	Sector 3	Kph	Elapsed	Lap	Time	Sector 1	Sector 2	Sector 3	Kph	Elapsed
21	1:43.569	21.367	34.156	48.046	170.6	52:49.556	4	1:53.154	21.851	37.119	54.184	156.2	8:48.858
22	4:35.692 B	21.243	34.235	3:40.214	64.1	57:25.248	5	1:46.465	21.893	36.292	48.280	166.0	10:35.323

**11** **Chester Kieffer** LUX  
SCHUMACHER CLRT Porsche 911 Cup (992.2)

1	3:16.700	1:46.558	38.477	51.665	85.9	3:16.700
2	2:00.553	23.741	37.539	59.273	146.6	5:17.253
3	1:49.046	22.625	34.439	51.982	162.1	7:06.299
4	1:44.424	21.762	34.517	48.145	169.2	8:50.723
5	1:43.657	21.474	34.288	47.895	170.5	10:34.380
6	1:43.796	21.460	34.441	47.895	170.3	12:18.176
7	1:44.600	21.421	34.554	48.625	169.0	14:02.776
8	5:30.276 B	21.424	36.646	4:32.206	53.5	19:33.052
9	2:26.329	1:02.943	34.908	48.478	120.8	21:59.381
10	1:43.995	21.490	34.466	48.039	169.9	23:43.376
11	1:44.141	21.595	34.569	47.977	169.7	25:27.517
12	1:43.994	21.574	34.300	48.120	169.9	27:11.511
13	1:43.952	21.441	34.453	48.058	170.0	28:55.463
14	5:15.672 B	22.158	35.421	4:18.093	56.0	34:11.135
15	1:59.295	36.570	34.511	48.214	148.1	36:10.430
16	1:44.418	21.903	34.596	47.919	169.2	37:54.848
17	1:44.597	21.568	34.485	48.544	169.0	39:39.445
18	1:44.288	21.668	34.510	48.110	169.5	41:23.733
19	1:44.053	21.453	34.604	47.996	169.8	43:07.786
20	5:45.235 B	21.432	35.798	4:48.005	51.2	48:53.021
21	2:22.476	45.573	44.005	52.898	124.0	51:15.497
22	1:50.811	23.235	35.886	51.690	159.5	53:06.308

**12** **Flynt Schuring** NLD  
SCHUMACHER CLRT Porsche 911 Cup (992.2)

1	3:15.877	1:45.510	38.627	51.740	86.2	3:15.877
2	2:00.317	23.702	37.796	58.819	146.9	5:16.194
3	1:48.940	21.823	34.580	52.537	162.2	7:05.134
4	1:44.635	22.167	34.263	48.205	168.9	8:49.769
5	1:43.962	21.556	34.257	48.149	170.0	10:33.731
6	1:43.802	21.387	34.347	48.068	170.3	12:17.533
7	1:44.302	21.453	34.559	48.290	169.4	14:01.835
8	7:05.154 B	21.561	34.721	6:08.872	41.6	21:06.989
9	2:09.177	45.927	34.898	48.352	136.8	23:16.166
10	1:45.039	21.907	34.787	48.345	168.2	25:01.205
11	1:43.924	21.383	34.457	48.084	170.1	26:45.129
12	1:43.627	21.360	34.382	47.885	170.5	28:28.756
13	6:05.827 B	21.440	34.504	5:09.883	48.3	34:34.583
14	1:59.348	36.398	34.757	48.193	148.1	36:33.931
15	1:44.200	21.559	34.326	48.315	169.6	38:18.131
16	1:44.318	21.537	34.858	47.923	169.4	40:02.449
17	1:44.283	21.558	34.532	48.193	169.5	41:46.732
18	7:05.194 B	21.331	34.473	6:09.390	41.6	48:51.926
19	2:22.355	44.953	44.481	52.921	124.1	51:14.281
20	1:51.163	23.385	36.271	51.507	159.0	53:05.444
21	4:49.822 B	21.132	33.837	3:54.853	61.0	57:55.266

**13** **Alexander Tauscher** DEU  
Target Porsche 911 Cup (992.2)

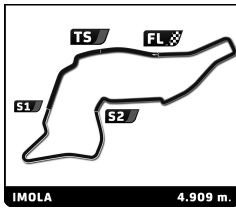
1	3:10.755	1:31.569	42.477	56.709	88.5	3:10.755
2	1:56.117	24.692	37.036	54.389	152.2	5:06.872
3	1:48.832	23.979	36.040	48.813	162.4	6:55.704

**14** **Caleb Sumich** AUS  
Target Porsche 911 Cup (992.2)

1	3:14.947	1:33.746	43.132	58.069	86.6	3:14.947
2	2:05.739	28.044	37.603	1:00.092	140.5	5:20.686
3	1:58.073	27.793	37.503	52.777	149.7	7:18.759
4	3:44.906 B	26.419	35.586	2:42.901	78.6	11:03.665
5	2:05.667	40.901	35.626	49.140	140.6	13:09.332
6	1:45.191	21.829	34.905	48.457	168.0	14:54.523
7	1:45.156	21.857	34.703	48.596	168.1	16:39.679
8	1:44.154	21.539	34.498	48.117	169.7	18:23.833
9	1:46.446	23.114	35.020	48.312	166.0	20:10.279
10	1:44.702	21.710	34.534	48.458	168.8	21:54.981
11	1:45.170	21.518	34.719	48.933	168.0	23:40.151
12	11:07.145 B	22.090	34.850	...	26.5	34:47.296
13	2:10.671	40.914	38.612	51.145	135.2	36:57.967
14	2:01.988	24.809	42.225	54.954	144.9	38:59.955
15	6:47.208 B	23.220	36.927	5:47.061	43.4	45:47.163
16	2:07.204	40.381	37.006	49.817	138.9	47:54.367
17	1:44.962	21.796	34.771	48.395	168.4	49:39.329
18	1:43.665	21.490	34.279	47.896	170.5	51:22.994
19	1:44.805	21.253	34.127	49.425	168.6	53:07.799
20	4:12.724 B	23.407	35.964	3:13.353	69.9	57:20.523

**16** **Max Mutschlechner** DEU  
Target Competition Porsche 911 Cup (992.2)

1	3:14.562	1:34.541	43.496	56.525	86.8	3:14.562
2	2:03.311	26.849	37.212	59.250	143.3	5:17.873
3	1:48.862	22.330	35.259	51.273	162.3	7:06.735
4	1:46.958	22.009	34.873	50.076	165.2	8:53.693
5	1:44.657	21.466	34.572	48.619	168.9	10:38.350
6	1:44.817	21.491	34.945	48.381	168.6	12:23.167
7	1:44.246	21.582	34.497	48.167	169.5	14:07.413
8	8:34.349 B	22.201	35.519	7:36.629	34.4	22:41.762
9	2:30.313	54.421	41.156	54.736	117.6	25:12.075
10	1:51.419	25.135	36.054	50.230	158.6	27:03.494
11	8:53.869 B	21.735	36.042	7:56.092	33.1	35:57.363
12	2:13.379	42.278	37.526	53.575	132.5	38:10.742
13	1:47.357	23.163	34.790	49.404	164.6	39:58.099



Porsche Sixt Carrera Cup Deutschland  
6 Hours of Imola  
Free Practice

Sector Analysis

— Invalidated Lap    ■ Personal Best    ■ Session Best    B Crossing the pit lane

Lap	Time	Sector 1	Sector 2	Sector 3	Kph	Elapsed
14	1:44.035	21.568	34.425	48.042	169.9	41:42.134
15	1:44.018	21.508	34.537	47.973	169.9	43:26.152
16	<b>1:43.564</b>	<b>21.299</b>	<b>34.296</b>	<b>47.969</b>	170.6	45:09.716
17	1:44.303	21.624	34.319	48.360	169.4	46:54.019
18	1:44.270	21.773	34.338	48.159	169.5	48:38.289
19	1:46.089	21.510	35.893	48.686	166.6	50:24.378
20	1:44.488	21.801	34.470	48.217	169.1	52:08.866
21	5:55.411 B	21.720	34.698	4:58.993	49.7	58:04.277

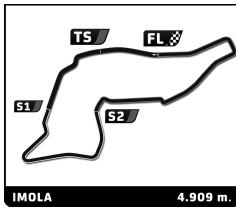
17 Gustav Bergström SWE						
Team Proton			Porsche 911 Cup (992.2)			
1	4:06.903	2:33.156	40.152	53.595	68.4	4:06.903
2	1:50.605	23.991	36.543	50.071	159.8	5:57.508
3	1:45.740	21.933	34.857	48.950	167.1	7:43.248
4	1:44.779	21.664	34.697	48.418	168.7	9:28.027
5	<b>1:43.921</b>	21.618	34.297	48.006	170.1	11:11.948
6	6:18.558 B	21.546	34.544	5:22.468	46.7	17:30.506
7	2:09.116	44.244	35.092	49.780	136.9	19:39.622
8	1:44.306	21.679	34.494	48.133	169.4	21:23.928
9	1:44.187	21.753	34.550	<b>47.884</b>	169.6	23:08.115
10	1:44.071	21.531	34.509	48.031	169.8	24:52.186
11	1:44.149	<b>21.423</b>	34.396	48.330	169.7	26:36.335
12	7:17.463 B	21.646	34.831	6:20.986	40.4	33:53.798
13	2:09.904	46.083	35.345	48.476	136.0	36:03.702
14	1:44.847	21.626	34.643	48.578	168.6	37:48.549
15	1:44.295	21.549	34.472	48.274	169.4	39:32.844
16	5:37.206 B	21.698	34.761	4:40.747	52.4	45:10.050
17	2:00.640	37.123	35.075	48.442	146.5	47:10.690
18	3:35.151 B	21.620	34.867	2:38.664	82.1	50:45.841
19	2:13.280	43.994	36.618	52.668	132.6	52:59.121

22 Rey King GBR						
ID Racing			Porsche 911 Cup (992.2)			
1	3:00.255	1:16.298	44.361	59.596	93.7	3:00.255
2	1:59.533	27.236	37.643	54.654	147.8	4:59.788
3	1:49.651	23.088	36.052	50.511	161.2	6:49.439
4	1:48.118	22.192	35.324	50.602	163.5	8:37.557
5	1:49.383	23.620	36.347	49.416	161.6	10:26.940
6	1:47.101	22.456	35.369	49.276	165.0	12:14.041
7	5:10.399 B	22.464	36.364	4:11.571	56.9	17:24.440
8	2:09.514	42.497	35.818	51.199	136.5	19:33.954
9	1:48.033	22.467	35.877	49.689	163.6	21:21.987
10	1:48.733	22.543	36.707	49.483	162.5	23:10.720
11	5:12.426 B	22.847	35.749	4:13.830	56.6	28:23.146
12	2:25.020	48.552	40.097	56.371	121.9	30:48.166
13	1:55.409	25.351	39.104	50.954	153.1	32:43.575
14	1:47.865	22.610	35.775	49.480	163.8	34:31.440
15	<b>1:45.600</b>	21.989	<b>34.670</b>	48.941	167.4	36:17.040
16	4:43.832 B	<b>21.786</b>	36.088	3:45.958	62.3	41:00.872
17	2:06.162	40.400	35.055	50.707	140.1	43:07.034
18	1:48.591	24.167	35.276	49.148	162.7	44:55.625
19	<b>1:46.288</b>	22.190	35.096	49.002	166.3	46:41.913
20	1:48.897	22.756	36.868	49.273	162.3	48:30.810
21	1:46.033	22.163	35.022	<b>48.848</b>	166.7	50:16.843
22	1:46.755	21.871	35.108	49.776	165.5	52:03.598
23	1:46.458	21.955	35.144	49.359	166.0	53:50.056

23 Samer Shahin AUS						
GP Elite			Porsche 911 Cup (992.2)			
1	3:09.050	1:25.545	45.412	58.093	89.3	3:09.050
2	1:56.465	24.914	37.881	53.670	151.7	5:05.515
3	1:47.639	22.765	35.543	49.331	164.2	6:53.154
4	1:46.511	22.458	35.208	48.845	165.9	8:39.665
5	1:46.131	22.138	35.173	48.820	166.5	10:25.796
6	1:45.877	22.222	34.988	48.667	166.9	12:11.673
7	1:45.243	21.713	34.869	48.661	167.9	13:56.916
8	5:34.515 B	21.812	34.879	4:37.824	52.8	19:31.431
9	2:38.361 B	53.705	36.460	1:08.196	111.6	22:09.792
10	2:16.935	52.096	35.717	49.122	129.1	24:26.727
11	1:45.551	21.867	34.805	48.879	167.4	26:12.278
12	1:45.380	<b>21.639</b>	34.846	48.895	167.7	27:57.658
13	1:45.266	21.753	34.732	48.781	167.9	29:42.924
14	<b>1:45.128</b>	21.743	34.729	48.656	168.1	31:28.052
15	1:51.510	21.999	40.528	48.983	158.5	33:19.562
16	5:56.938 B	22.868	36.417	4:57.653	49.5	39:16.500
17	2:18.870	53.816	36.363	48.691	127.3	41:35.370
18	5:03.708 B	22.371	35.201	4:06.136	58.2	46:39.078
19	2:27.890	51.044	41.810	55.036	119.5	49:06.968
20	1:47.763	22.381	36.075	49.307	164.0	50:54.731
21	1:45.343	22.281	34.814	<b>48.248</b>	167.8	52:40.074
22	4:38.634 B	22.564	<b>34.640</b>	3:41.430	63.4	57:18.708

25 Wouter Boerekamps NLD						
Team GP Elite			Porsche 911 Cup (992.2)			
1	2:48.809	1:16.413	39.829	52.567	100.0	2:48.809
2	1:47.211	22.765	35.348	49.098	164.8	4:36.020
3	1:45.010	21.819	34.522	48.669	168.3	6:21.030
4	1:44.396	21.459	34.521	48.416	169.3	8:05.426
5	1:44.287	21.412	34.543	48.332	169.5	9:49.713
6	1:44.589	21.564	34.628	48.397	169.0	11:34.302
7	6:06.467 B	21.731	34.744	5:09.992	48.2	17:40.769
8	2:08.541	45.654	34.872	48.015	137.5	19:49.310
9	1:44.130	21.558	34.619	47.953	169.7	21:33.440
10	1:44.510	21.501	34.861	48.148	169.1	23:17.950
11	1:44.841	21.693	34.914	48.234	168.6	25:02.791
12	1:44.331	21.350	34.579	48.402	169.4	26:47.122
13	1:43.938	21.375	34.511	48.052	170.0	28:31.060
14	7:57.263 B	21.359	34.515	7:01.389	37.0	36:28.323
15	2:15.849	45.883	38.287	51.679	130.1	38:44.172
16	1:46.818	22.364	35.191	49.263	165.4	40:30.990
17	1:43.620	21.373	34.393	47.854	170.6	42:14.610
18	<b>1:42.922</b>	<b>21.144</b>	<b>34.053</b>	47.725	171.7	43:57.532
19	1:44.295	21.838	34.378	48.079	169.4	45:41.827
20	1:43.199	21.399	34.151	<b>47.649</b>	171.2	47:25.026
21	5:21.477 B	21.238	34.185	4:26.054	55.0	52:46.503
22	4:00.866 B	37.012	34.361	2:49.493	73.4	56:47.369

27 Matheus Ferreira BRA						
Team GP Elite			Porsche 911 Cup (992.2)			
1	2:50.581	1:17.595	39.510	53.476	99.0	2:50.581
2	2:05.835 B	22.886	35.505	1:07.444	140.4	4:56.416
3	2:11.457	45.574	35.234	50.649	134.4	7:07.873
4	1:44.648	21.654	34.596	48.398	168.9	8:52.521



Porsche Sixt Carrera Cup Deutschland  
6 Hours of Imola  
Free Practice

Sector Analysis

— Invalidated Lap    ■ Personal Best    ■ Session Best    B Crossing the pit lane

Lap	Time	Sector 1	Sector 2	Sector 3	Kph	Elapsed
5	1:44.209	21.468	34.398	48.343	169.6	10:36.730
6	<u>1:44.401</u>	21.883	34.498	48.020	169.3	12:21.131
7	1:44.600	21.754	34.678	48.168	169.0	14:05.731
8	8:53.358 B	21.450	34.484	7:57.424	33.1	22:59.089
9	2:32.365	1:04.630	38.930	48.805	116.0	25:31.454
10	1:44.609	22.049	34.625	47.935	168.9	27:16.063
11	1:43.858	21.510	34.479	47.869	170.2	28:59.921
12	1:43.649	21.497	34.274	47.878	170.5	30:43.570
13	7:15.760 B	21.488	34.511	6:19.761	40.6	37:59.330
14	2:04.847	38.225	38.468	48.154	141.6	40:04.177
15	1:44.029	21.811	34.333	47.885	169.9	41:48.206
16	1:43.776	21.337	34.418	48.021	170.3	43:31.982
17	4:09.737 B	21.265	36.450	3:12.022	70.8	47:41.719
18	2:07.842	38.548	37.809	51.485	138.2	49:49.561
19	1:47.963	22.197	34.863	50.903	163.7	51:37.524
20	<u>1:42.628</u>	<u>21.178</u>	<u>33.961</u>	<u>47.489</u>	172.2	53:20.152
21	3:41.685 B	21.395	45.418	2:34.872	79.7	57:01.837

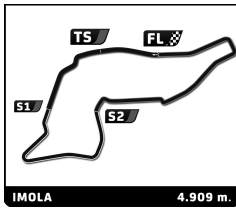
28 Aldo Festante		ITA				
Target		Porsche 911 Cup (992.2)				
1	3:17.488	1:37.425	43.232	56.831	85.5	3:17.488
2	2:05.161	27.097	39.855	58.209	141.2	5:22.649
3	1:56.217	22.691	35.700	57.826	152.1	7:18.866
4	<u>1:46.466</u>	22.539	35.104	48.823	166.0	9:05.332
5	1:44.856	21.607	34.745	48.504	168.5	10:50.188
6	1:44.263	21.575	34.341	48.347	169.5	12:34.451
7	1:43.756	21.344	34.374	48.038	170.3	14:18.207
8	10:02.068 B	22.202	35.409	9:04.457	29.4	24:20.275
9	2:33.283	59.336	42.971	50.976	115.3	26:53.558
10	1:54.020	25.266	38.667	50.087	155.0	28:47.578
11	6:08.545 B	22.694	35.253	5:10.598	48.0	34:56.123
12	2:13.925	42.640	39.301	51.984	132.0	37:10.048
13	1:48.383	22.333	35.142	50.908	163.1	38:58.431
14	1:43.954	21.720	34.301	47.933	170.0	40:42.385
15	<u>1:43.073</u>	21.325	34.155	<u>47.593</u>	171.5	42:25.458
16	1:43.257	<u>21.318</u>	<u>34.129</u>	47.810	171.1	44:08.715
17	5:37.799 B	22.511	35.168	4:40.120	52.3	49:46.514
18	2:02.741	38.697	34.951	49.093	144.0	51:49.255

31 Sebastian Freymuth		DEU				
Laptime-Performance		Porsche 911 Cup (992.2)				
1	3:04.386	1:26.984	40.383	57.019	91.6	3:04.386
2	2:15.637 B	24.452	37.033	1:14.152	130.3	5:20.023
3	2:16.909	51.412	35.781	49.716	129.1	7:36.932
4	1:54.388	24.358	40.190	49.840	154.5	9:31.320
5	1:44.918	21.811	34.509	48.598	168.4	11:16.238
6	1:44.228	21.666	34.354	<u>48.208</u>	169.6	13:00.466
7	<u>1:44.049</u>	<u>21.412</u>	<u>34.239</u>	48.398	169.8	14:44.515
8	9:27.911 B	21.633	41.797	8:24.481	31.1	24:12.426
9	2:20.361	49.717	35.006	55.638	125.9	26:32.787
10	1:49.789	22.140	39.211	48.438	161.0	28:22.576
11	13:06.964 B	21.871	34.842	...	22.5	41:29.540
12	2:03.175	37.231	34.749	51.195	143.5	43:32.715
13	6:54.765 B	21.754	34.506	5:58.505	42.6	50:27.480
14	2:07.281	41.888	36.416	48.977	138.8	52:34.761
15	4:47.452 B	21.866	34.423	3:51.163	61.5	57:22.213

32 Tim Reiter		DEU				
Looping by CarTech		Porsche 911 Cup (992.2)				
1	2:53.846	1:18.331	40.063	55.452	97.1	2:53.846
2	1:55.035	25.540	37.863	51.632	153.6	4:48.881
3	1:48.386	22.408	36.417	49.561	163.1	6:37.267
4	1:46.056	21.973	35.088	48.995	166.6	8:23.323
5	1:46.553	21.901	34.851	49.801	165.9	10:09.876
6	1:45.930	21.771	35.172	48.987	166.8	11:55.806
7	6:49.584 B	21.619	<u>34.621</u>	5:53.344	43.1	18:45.390
8	2:35.486 B	52.121	35.422	1:07.943	113.7	21:20.876
9	2:24.073	50.337	35.090	58.646	122.7	23:44.949
10	1:50.372	23.151	37.891	49.330	160.1	25:35.321
11	1:45.526	21.765	34.896	48.865	167.5	27:20.847
12	1:45.143	21.766	34.683	48.694	168.1	29:05.990
13	7:20.395 B	21.705	34.956	6:23.734	40.1	36:26.385
14	2:05.210	40.574	35.792	48.844	141.1	38:31.595
15	1:47.790	22.022	34.677	51.091	164.0	40:19.385
16	4:11.357 B	22.005	34.860	3:14.492	70.3	44:30.742
17	2:08.891	40.282	37.377	51.232	137.1	46:39.633
18	1:47.042	22.658	35.278	49.106	165.1	48:26.675
19	1:45.030	21.759	34.688	48.583	168.3	50:11.705
20	<u>1:44.669</u>	<u>21.524</u>	34.814	<u>48.331</u>	168.8	51:56.374
21	1:49.501	22.064	34.720	52.717	161.4	53:45.875

34 Dirk Schouten		NLD				
Looping by CarTech		Porsche 911 Cup (992.2)				
1	2:49.955	1:15.971	40.773	53.211	99.4	2:49.955
2	1:48.645	22.935	35.691	50.019	162.7	4:38.600
3	1:44.764	21.597	34.532	48.635	168.7	6:23.364
4	1:44.145	21.458	34.454	48.233	169.7	8:07.509
5	1:44.505	21.510	34.499	48.496	169.1	9:52.014
6	1:43.940	21.391	34.506	48.043	170.0	11:35.954
7	5:25.241 B	21.351	34.309	4:29.581	54.3	17:01.195
8	2:34.423 B	52.261	35.322	1:06.840	114.4	19:35.618
9	2:44.604	1:20.040	35.653	48.911	107.4	22:20.222
10	1:44.779	21.648	34.717	48.414	168.7	24:05.001
11	1:45.078	21.473	34.717	48.888	168.2	25:50.079
12	1:44.465	21.645	34.579	48.241	169.2	27:34.544
13	1:44.750	22.017	34.470	48.263	168.7	29:19.294
14	6:02.254 B	21.757	34.621	5:05.876	48.8	35:21.548
15	2:15.052	51.477	35.055	48.520	130.9	37:36.600
16	1:44.249	21.550	34.447	48.252	169.5	39:20.849
17	1:44.107	21.438	34.398	48.271	169.8	41:04.956
18	1:44.220	21.357	34.673	48.190	169.6	42:49.176
19	3:46.891 B	21.965	34.866	2:50.060	77.9	46:36.067
20	2:13.954	40.765	38.686	54.503	131.9	48:50.021
21	1:52.365	24.625	36.746	50.994	157.3	50:42.386
22	<u>1:43.591</u>	21.374	34.290	<u>47.927</u>	170.6	52:25.977
23	1:47.331	<u>21.160</u>	<u>34.065</u>	52.106	164.7	54:13.308

44 Theo Overhaus		DEU				
ID Racing		Porsche 911 Cup (992.2)				
1	2:48.268	1:14.772	40.943	52.553	100.4	2:48.268
2	1:48.918	22.924	36.378	49.616	162.3	4:37.186
3	1:44.359	21.669	34.466	48.224	169.3	6:21.545
4	1:48.698	21.392	34.311	52.995	162.6	8:10.243



Porsche Sixt Carrera Cup Deutschland  
6 Hours of Imola  
Free Practice

Sector Analysis

— Invalidated Lap    ■ Personal Best    ■ Session Best    B Crossing the pit lane

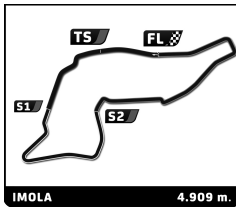
Lap	Time	Sector 1	Sector 2	Sector 3	Kph	Elapsed	Lap	Time	Sector 1	Sector 2	Sector 3	Kph	Elapsed
5	1:45.216	21.440	34.087	49.689	168.0	9:55.459	16	<b>1:44.021</b>	21.580	<b>34.438</b>	<b>48.003</b>	169.9	44:58.326
6	1:43.728	21.397	34.280	48.051	170.4	11:39.187	17	1:45.405	21.413	34.777	49.215	167.7	46:43.731
7	8:14.266B	21.551	36.155	7:16.560	35.8	19:53.453	18	1:45.564	22.051	34.972	48.541	167.4	48:29.295
8	2:08.944	41.508	35.379	52.057	137.1	22:02.397	19	1:44.642	21.494	34.656	48.492	168.9	50:13.937
9	1:43.814	21.371	34.357	48.086	170.2	23:46.211	20	1:44.665	21.458	34.734	48.473	168.8	51:58.602
10	1:43.853	21.520	34.345	47.988	170.2	25:30.064	21	1:44.873	<b>21.269</b>	34.638	48.966	168.5	53:43.475
11	<b>1:43.668</b>	21.312	34.303	48.053	170.5	27:13.732							
12	4:03.542B	21.909	35.144	3:06.489	72.6	31:17.274							
13	2:18.978	55.122	35.178	48.678	127.2	33:36.252							
14	1:44.742	21.755	34.680	48.307	168.7	35:20.994							
15	1:43.925	21.626	34.486	<b>47.813</b>	170.0	37:04.919							
16	10:46.858B	22.102	36.890	9:47.866	27.3	47:51.777							
17	2:16.018	43.778	40.762	51.478	129.9	50:07.795							
18	1:47.558	22.891	35.752	48.915	164.3	51:55.353							
19	1:43.697	<b>21.128</b>	<b>33.893</b>	48.676	170.4	53:39.050							

54 Michael Essmann DEU						
Team75 Bernhard Porsche 911 Cup (992.2)						
Lap	Time	Sector 1	Sector 2	Sector 3	Kph	Elapsed
1	3:48.873B	1:49.215	41.225	1:18.433	73.8	3:48.873
2	2:27.054	1:01.534	35.914	49.606	120.2	6:15.927
3	1:46.093	22.195	35.217	48.681	166.6	8:02.020
4	1:45.411	21.762	34.956	48.693	167.7	9:47.431
5	1:45.617	21.838	34.727	49.052	167.3	11:33.048
6	1:45.152	21.677	35.131	48.344	168.1	13:18.200
7	1:45.112	21.809	34.788	48.515	168.1	15:03.312
8	<b>6:39.235B</b>	21.426	34.850	5:42.959	44.3	21:42.547
9	2:05.275	38.653	37.479	49.143	141.1	23:47.822
10	7:57.620B	21.710	34.894	7:01.016	37.0	31:45.442
11	2:02.964	38.296	35.651	49.017	143.7	33:48.406
12	1:47.049	22.690	35.483	48.876	165.1	35:35.455
13	1:46.630	21.897	34.984	49.749	165.7	37:22.085
14	1:45.129	21.540	34.900	48.689	168.1	39:07.214
15	1:44.898	21.877	34.720	48.301	168.5	40:52.112
16	1:45.956	22.039	34.969	48.948	166.8	42:38.068
17	4:45.044B	21.855	35.108	3:48.081	62.0	47:23.112
18	2:27.566	44.942	44.294	58.330	119.8	49:50.678
19	1:47.655	22.578	35.463	49.614	164.2	51:38.333
20	<b>1:43.596</b>	<b>21.274</b>	<b>34.393</b>	<b>47.929</b>	170.6	53:21.929
21	3:26.776B	21.402	47.896	2:17.478	85.5	56:48.705

56 Alexandra Vateva BGR						
Target Competition Porsche 911 Cup (992.2)						
Lap	Time	Sector 1	Sector 2	Sector 3	Kph	Elapsed
1	3:16.064	1:36.297	43.059	56.708	86.1	3:16.064
2	2:02.937	27.691	37.826	57.420	143.8	5:19.001
3	1:49.704	22.581	37.375	49.748	161.1	7:08.705
4	1:48.075	21.966	35.454	50.655	163.5	8:56.780
5	1:45.801	22.027	35.018	48.756	167.0	10:42.581
6	1:45.633	21.726	35.140	48.767	167.3	12:28.214
7	1:46.109	22.194	35.281	48.634	166.5	14:14.323
8	9:07.602B	21.636	35.264	8:10.702	32.3	23:21.925
9	2:54.155	56.675	54.212	1:03.268	101.5	26:16.080
10	1:48.461	22.866	35.905	49.690	162.9	28:04.541
11	7:38.753B	21.832	35.851	6:41.070	38.5	35:43.294
12	2:15.797	42.987	37.857	54.953	130.1	37:59.091
13	1:46.084	22.237	35.139	48.708	166.6	39:45.175
14	1:44.679	21.943	34.651	48.085	168.8	41:29.854
15	1:44.451	21.461	34.840	48.150	169.2	43:14.305

57 Gustav Burton GBR						
Forch Racing by Atlas Ward Porsche 911 Cup (992.2)						
Lap	Time	Sector 1	Sector 2	Sector 3	Kph	Elapsed
1	2:55.499	1:10.605	46.980	57.914	96.2	2:55.499
2	1:57.298	25.574	37.801	53.923	150.7	4:52.797
3	1:54.959	26.276	37.979	50.704	153.7	6:47.756
4	1:44.989	21.717	34.809	48.463	168.3	8:32.745
5	1:44.484	21.744	34.422	48.318	169.1	10:17.229
6	1:43.792	21.443	34.206	48.143	170.3	12:01.021
7	1:43.411	21.335	<b>34.065</b>	48.011	170.9	13:44.432
8	1:43.882	21.451	34.265	48.166	170.1	15:28.314
9	1:43.558	21.313	34.220	48.025	170.7	17:11.872
10	2:04.002B	21.545	34.308	1:08.149	142.5	19:15.874
11	5:29.839	4:05.388	34.866	49.585	53.6	24:45.713
12	1:44.317	21.426	34.521	48.370	169.4	26:30.030
13	2:06.652B	21.637	34.650	1:10.365	139.5	28:36.682
14	4:21.153	2:58.343	34.736	48.074	67.7	32:57.835
15	1:43.792	21.430	34.479	47.883	170.3	34:41.627
16	1:44.167	21.796	34.365	48.006	169.7	36:25.794
17	1:44.219	21.413	34.529	48.277	169.6	38:10.013
18	1:43.789	21.353	34.372	48.064	170.3	39:53.802
19	1:43.945	21.270	34.576	48.099	170.0	41:37.747
20	1:44.205	21.413	34.506	48.286	169.6	43:21.952
21	2:00.850B	21.293	34.409	1:05.148	146.2	45:22.802
22	3:55.977	2:30.289	36.384	49.304	74.9	49:18.779
23	1:44.348	21.908	34.736	47.704	169.4	51:03.127
24	<b>1:43.300</b>	<b>21.239</b>	34.418	<b>47.643</b>	171.1	52:46.427
25	2:32.956B	21.482	34.143	1:37.331	115.5	55:19.383

65 Sam Jongejan NLD						
Team75 Bernhard Porsche 911 Cup (992.2)						
Lap	Time	Sector 1	Sector 2	Sector 3	Kph	Elapsed
1	3:42.197B	1:45.217	42.969	1:14.011	76.0	3:42.197
2	2:26.351	55.080	37.094	54.177	120.8	6:08.548
3	1:46.894	22.138	35.374	49.382	165.3	7:55.442
4	1:45.422	22.035	34.871	48.516	167.6	9:40.864
5	1:44.604	21.591	34.444	48.569	168.9	11:25.468
6	8:45.202B	21.858	34.425	7:48.919	33.6	20:10.670
7	2:02.479	37.421	35.553	49.505	144.3	22:13.149
8	1:44.999	22.018	34.590	48.391	168.3	23:58.148
9	1:44.786	21.647	34.507	48.632	168.7	25:42.934
10	1:44.430	21.650	34.531	<b>48.249</b>	169.2	27:27.364
11	1:44.435	<b>21.487</b>	34.449	48.499	169.2	29:11.799
12	6:17.134B	21.788	35.316	5:20.030	46.9	35:28.933
13	2:04.823	37.201	35.400	52.222	141.6	37:33.756
14	1:48.201	22.263	34.778	51.160	163.3	39:21.957
15	<b>1:44.240</b>	21.613	34.376	48.251	169.5	41:06.197
16	1:44.441	21.671	<b>34.356</b>	48.414	169.2	42:50.638
17	1:44.705	21.744	34.527	48.434	168.8	44:35.343
18	6:55.398B	21.695	34.857	5:58.846	42.5	51:30.741
19	2:12.219	40.543	37.096	54.580	133.7	53:42.960

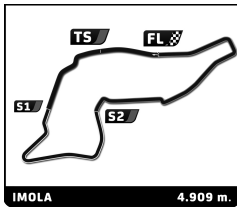


Porsche Sixt Carrera Cup Deutschland  
6 Hours of Imola  
Free Practice

Sector Analysis

— Invalidated Lap    ■ Personal Best    ■ Session Best    B Crossing the pit lane

Lap	Time	Sector 1	Sector 2	Sector 3	Kph	Elapsed	Lap	Time	Sector 1	Sector 2	Sector 3	Kph	Elapsed	
<b>66</b>	<b>Montego Maassen</b> DEU							2	1:56.050	23.548	37.521	54.981	152.3	6:12.319
	Forch Racing by Atlas Ward Porsche 911 Cup (992.2)							3	1:46.179	22.521	34.881	48.777	166.4	7:58.498
1	2:53.269	1:08.764	46.423	58.082	97.5	2:53.269	4	1:44.714	21.860	34.649	48.205	168.8	9:43.212	
2	1:58.789	27.060	37.859	53.870	148.8	4:52.058	5	1:44.454	21.799	34.603	48.052	169.2	11:27.666	
3	1:47.666	22.301	35.950	49.415	164.1	6:39.724	6	1:44.090	21.732	<b>34.284</b>	48.074	169.8	13:11.756	
4	2:04.092 B	21.957	35.323	1:06.812	142.4	8:43.816	7	1:47.097	21.759	37.260	48.078	165.0	14:58.853	
5	3:41.502	2:15.356	37.222	48.924	79.8	12:25.318	8	5:15.583 B	21.649	34.444	4:19.490	56.0	20:14.436	
6	1:45.864	21.748	35.049	49.067	166.9	14:11.182	9	2:01.888	38.191	35.487	48.210	145.0	22:16.324	
7	1:44.923	21.595	34.857	48.471	168.4	15:56.105	10	1:44.949	21.639	34.632	48.678	168.4	24:01.273	
8	<b>1:45.012</b>	21.556	35.019	48.437	168.3	17:41.117	11	1:45.125	21.782	34.908	48.435	168.1	25:46.398	
9	2:03.438 B	22.170	35.159	1:06.109	143.2	19:44.555	12	1:44.043	21.575	34.298	48.170	169.9	27:30.441	
10	5:29.419	4:05.633	35.266	48.520	53.6	25:13.974	13	1:44.652	21.629	34.586	48.437	168.9	29:15.093	
11	1:45.246	21.737	34.876	48.633	167.9	26:59.220	14	5:12.217 B	21.590	34.488	4:16.139	56.6	34:27.310	
12	1:45.278	21.714	34.868	48.696	167.9	28:44.498	15	2:13.077	40.257	43.024	49.796	132.8	36:40.387	
13	1:56.048	21.547	34.501	1:00.000	152.3	30:40.546	16	1:46.196	21.906	34.867	49.423	166.4	38:26.583	
14	2:12.213 B	22.287	35.382	1:14.544	133.7	32:52.759	17	8:21.299 B	21.759	34.512	7:25.028	35.3	46:47.882	
15	3:55.645	2:31.144	35.540	48.961	75.0	36:48.404	18	2:13.170	40.284	39.814	53.072	132.7	49:01.052	
16	1:45.139	21.730	34.906	48.503	168.1	38:33.543	19	1:50.817	23.014	37.301	50.502	159.5	50:51.869	
17	1:44.630	21.676	34.717	48.237	168.9	40:18.173	20	<b>1:43.803</b>	<b>21.511</b>	34.471	<b>47.821</b>	170.2	52:35.672	
18	1:44.760	21.702	34.684	48.374	168.7	42:02.933								
19	2:01.776 B	21.469	34.588	1:05.719	145.1	44:04.709								
20	4:36.927	3:03.004	38.601	55.322	63.8	48:41.636								
21	1:45.384	21.847	34.813	48.724	167.7	50:27.020								
22	<b>1:43.895</b>	<b>21.390</b>	<b>34.344</b>	<b>48.161</b>	170.1	52:10.915								
23	1:45.583	22.023	35.114	48.446	167.4	53:56.498								
<b>77</b>	<b>Louis Perrot</b> FRA													
	Forch Racing by Atlas Ward Porsche 911 Cup (992.2)													
1	2:51.124	1:07.710	45.819	57.595	98.7	2:51.124								
2	1:59.540	28.069	37.037	54.434	147.8	4:50.664								
3	1:44.267	21.564	34.381	48.322	169.5	6:34.931								
4	1:43.524	21.548	34.127	47.849	170.7	8:18.455								
5	1:43.823	21.510	34.236	48.077	170.2	10:02.278								
6	1:43.607	21.357	34.232	48.018	170.6	11:45.885								
7	1:44.888	21.567	34.542	48.779	168.5	13:30.773								
8	1:44.291	21.397	34.432	48.462	169.5	15:15.064								
9	2:11.206 B	21.982	38.959	1:10.265	134.7	17:26.270								
10	6:00.755	4:37.464	35.063	48.228	49.0	23:27.025								
11	1:44.272	21.550	34.494	48.228	169.5	25:11.297								
12	1:44.215	21.472	34.409	48.334	169.6	26:55.512								
13	1:43.892	21.481	34.340	48.071	170.1	28:39.404								
14	1:44.684	21.939	34.580	48.165	168.8	30:24.088								
15	1:43.981	21.485	34.408	48.088	170.0	32:08.069								
16	1:44.316	21.513	34.530	48.273	169.4	33:52.385								
17	1:44.127	21.571	34.542	48.014	169.7	35:36.512								
18	2:03.689 B	21.515	34.595	1:07.579	142.9	37:40.201								
19	6:12.382	4:42.448	39.332	50.602	47.5	43:52.583								
20	1:43.187	21.369	34.239	47.579	171.3	45:35.770								
21	1:43.845	<b>21.252</b>	34.899	47.694	170.2	47:19.615								
22	1:44.797	21.893	34.247	48.657	168.6	49:04.412								
23	<b>1:43.080</b>	21.331	34.243	<b>47.506</b>	171.4	50:47.492								
24	2:01.740 B	21.652	<b>34.112</b>	1:05.976	145.2	52:49.232								
<b>91</b>	<b>Gian Luca Tüccaroglu</b> DEU													
	Team75 Bernhard Porsche 911 Cup (992.2)													
1	3:40.688 B	1:44.454	41.934	1:14.300	76.5	3:40.688								
2	2:23.735	51.482	36.090	56.163	123.0	6:04.423								
3	1:45.927	22.222	35.038	48.667	166.8	7:50.350								
4	1:44.455	21.589	34.533	48.333	169.2	9:34.805								
5	7:15.709 B	21.633	34.687	6:19.389	40.6	16:50.514								
6	2:08.307	44.884	34.813	48.610	137.7	18:58.821								
7	1:45.416	21.703	34.979	48.734	167.6	20:44.237								
8	1:44.448	21.524	34.750	48.174	169.2	22:28.685								
9	6:46.428 B	21.629	34.830	5:49.969	43.5	29:15.113								
10	2:08.072	39.517	34.831	53.724	138.0	31:23.185								
11	1:44.905	21.796	34.771	48.338	168.5	33:08.090								
12	1:45.200	21.690	34.991	48.519	168.0	34:53.290								
13	1:44.486	21.524	34.531	48.431	169.1	36:37.776								
14	5:41.845 B	22.661	35.547	4:43.637	51.7	42:19.621								
15	2:21.944	48.917	41.587	51.440	124.5	44:41.565								
16	1:51.406	22.790	35.475	53.141	158.6	46:32.971								
17	1:44.810	21.889	34.827	48.094	168.6	48:17.781								
18	<b>1:44.283</b>	21.891	34.387	<b>48.005</b>	169.5	50:02.064								
<b>95</b>	<b>Joseph Warhurst</b> GBR													
	Target Porsche 911 Cup (992.2)													
1	3:11.631	1:32.417	42.409	56.805	88.1	3:11.631								
2	2:00.011	25.071	37.291	57.649	147.3	5:11.642								
3	1:49.571	22.206	34.832	52.533	161.3	7:01.213								
4	1:45.808	22.558	34.796	48.454	167.0	8:47.021								
5	1:44.523	21.709	34.486	48.328	169.1	10:31.544								
6	1:44.088	21.475	<b>34.376</b>	48.237	169.8	12:15.632								
7	1:44.649	21.478	34.997	48.174	168.9	14:00.281								
8	5:11.761 B	21.640	34.515	4:15.606	56.7	19:12.042								
9	2:00.465	37.052	35.146	48.267	146.7	21:12.507								
10	1:45.144	21.994	34.750	48.400	168.1	22:57.651								
11	1:44.756	21.553	34.731	48.472	168.7	24:42.407								
12	1:44.709	21.745	34.666	48.298	168.8	26:27.116								
13	1:44.061	21.434	34.468	48.159	169.8	28:11.177								
14	1:44.585	21.626	34.604	48.355	169.0	29:55.762								
<b>88</b>	<b>Daniel Ros</b> SWE													
	Team Proton Porsche 911 Cup (992.2)													
1	4:16.269	2:37.979	42.309	55.981	65.9	4:16.269								



**Porsche Sixt Carrera Cup Deutschland**  
6 Hours of Imola  
Free Practice

**Sector Analysis**

— Invalidated Lap    ■ Personal Best    ■ Session Best    B Crossing the pit lane

Lap	Time	Sector 1	Sector 2	Sector 3	Kph	Elapsed	Lap	Time	Sector 1	Sector 2	Sector 3	Kph	Elapsed
15	7:24.432 <b>B</b>	21.452	34.413	6:28.567	39.8	37:20.194							
16	2:22.027	44.110	43.231	54.686	124.4	39:42.221							
17	1:50.440	26.243	35.669	48.528	160.0	41:32.661							
18	6:53.324 <b>B</b>	21.723	34.535	5:57.066	42.8	48:25.985							
19	2:12.530	43.780	39.673	49.077	133.3	50:38.515							
20	<b>1:43.944</b>	21.733	34.391	<b>47.820</b>	170.0	52:22.459							
21	1:44.092	<b>21.384</b>	34.380	48.328	169.8	54:06.551							

**98** Nick Ho NLD  
Team GP Elite Porsche 911 Cup (992.2)

1	2:54.365	1:18.717	40.209	55.439	96.9	2:54.365
2	1:49.349	24.198	35.882	49.269	161.6	4:43.714
3	1:44.758	21.655	34.550	48.553	168.7	6:28.472
4	1:44.632	21.659	34.687	48.286	168.9	8:13.104
5	1:45.097	22.113	34.610	48.374	168.2	9:58.201
6	5:22.711 <b>B</b>	21.831	34.684	4:26.196	54.8	15:20.912
7	2:21.961	51.279	41.502	49.180	124.5	17:42.873
8	1:47.552	21.965	34.566	51.021	164.3	19:30.425
9	4:37.302 <b>B</b>	21.635	34.666	3:41.001	63.7	24:07.727
10	2:01.382	37.450	34.673	49.259	145.6	26:09.109
11	1:44.936	21.713	34.747	48.476	168.4	27:54.045
12	4:49.398 <b>B</b>	21.631	34.534	3:53.233	61.1	32:43.443
13	2:02.282	38.917	34.731	48.634	144.5	34:45.725
14	1:45.338	21.644	34.729	48.965	167.8	36:31.063
15	1:44.523	21.647	34.658	48.218	169.1	38:15.586
16	4:53.979 <b>B</b>	21.828	34.800	3:57.351	60.1	43:09.565
17	2:28.274	50.709	41.291	56.274	119.2	45:37.839
18	1:50.677	23.189	38.050	49.438	159.7	47:28.516
19	<b>1:43.928</b>	21.711	34.361	<b>47.856</b>	170.0	49:12.444
20	1:48.401	<b>21.329</b>	34.936	52.136	163.0	51:00.845
21	1:53.046	21.924	39.637	51.485	156.3	52:53.891
22	4:11.218 <b>B</b>	21.677	<b>34.071</b>	3:15.470	70.3	57:05.109

**99** Marcus Amand FIN  
Proton Competition Porsche 911 Cup (992.2)

1	4:10.492	2:34.782	40.322	55.388	67.4	4:10.492
2	1:55.128	24.961	37.044	53.123	153.5	6:05.620
3	5:02.768 <b>B</b>	22.453	35.373	4:04.942	58.4	11:08.388
4	2:04.973	41.254	35.356	48.363	141.4	13:13.361
5	1:44.133	21.587	34.447	48.099	169.7	14:57.494
6	1:43.886	21.456	34.342	48.088	170.1	16:41.380
7	<b>1:43.717</b>	21.436	<b>34.234</b>	48.047	170.4	18:25.097
8	<b>1:44.164</b>	21.471	34.662	48.031	169.7	20:09.261
9	1:44.100	21.586	34.302	48.212	169.8	21:53.361
10	1:44.017	21.452	34.423	48.142	169.9	23:37.378
11	5:54.030 <b>B</b>	21.538	35.113	4:57.379	49.9	29:31.408
12	2:01.366	37.146	34.764	49.456	145.6	31:32.774
13	1:44.089	21.661	34.473	<b>47.955</b>	169.8	33:16.863
14	1:44.035	21.553	34.359	48.123	169.9	35:00.898
15	1:43.876	<b>21.430</b>	34.249	48.197	170.1	36:44.774
16	5:15.226 <b>B</b>	21.778	34.604	4:18.844	56.1	42:00.000
17	7:48.390 <b>B</b>	37.869	34.519	6:36.002	37.7	49:48.390
18	2:17.029	42.570	40.703	53.756	129.0	52:05.419