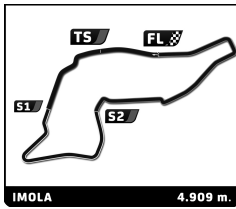


Porsche Sixt Carrera Cup Deutschland
6 Hours of Imola
Race 1

Sector Analysis

— Invalidated Lap ■ Personal Best ■ Session Best B Crossing the pit lane

| Lap | Time | Sector 1 | Sector 2 | Sector 3 | Kph | Elapsed | Lap | Time | Sector 1 | Sector 2 | Sector 3 | Kph | Elapsed |
|---|----------|----------|----------|----------|-------|-----------|--|----------|----------|----------|----------|-------|-----------|
| 3 Keagan Masters ZAF Proton Competition Porsche 911 Cup (992.2) | | | | | | | 11 | 1:45.490 | 21.941 | 34.873 | 48.676 | 167.5 | 19:47.828 |
| 1 | 1:49.856 | 25.970 | 35.327 | 48.559 | 153.7 | 1:49.856 | 12 | 1:47.496 | 21.986 | 36.479 | 49.031 | 164.4 | 21:35.324 |
| 2 | 1:44.545 | 21.662 | 34.503 | 48.380 | 169.0 | 3:34.401 | 13 | 1:45.526 | 21.953 | 34.822 | 48.751 | 167.5 | 23:20.850 |
| 3 | 1:44.205 | 21.425 | 34.589 | 48.191 | 169.6 | 5:18.606 | 14 | 1:46.137 | 22.320 | 34.913 | 48.904 | 166.5 | 25:06.987 |
| 4 | 1:43.808 | 21.371 | 34.442 | 47.995 | 170.2 | 7:02.414 | 15 | 1:45.563 | 22.037 | 34.928 | 48.598 | 167.4 | 26:52.550 |
| 5 | 1:44.483 | 21.793 | 34.437 | 48.253 | 169.1 | 8:46.897 | 16 | 1:46.160 | 22.007 | 35.258 | 48.895 | 166.5 | 28:38.710 |
| 6 | 1:44.126 | 21.477 | 34.541 | 48.108 | 169.7 | 10:31.023 | 17 | 1:46.548 | 21.857 | 35.037 | 49.654 | 165.9 | 30:25.258 |
| 7 | 1:44.409 | 21.297 | 34.593 | 48.519 | 169.3 | 12:15.432 | | | | | | | |
| 8 | 1:44.392 | 21.643 | 34.885 | 47.864 | 169.3 | 13:59.824 | 6 Dylan Yip HKG Team Proton Porsche 911 Cup (992.2) | | | | | | |
| 9 | 1:43.460 | 21.249 | 34.258 | 47.953 | 170.8 | 15:43.284 | 1 | 1:56.101 | 29.108 | 36.702 | 50.291 | 145.5 | 1:56.101 |
| 10 | 1:44.248 | 21.385 | 34.462 | 48.401 | 169.5 | 17:27.532 | 2 | 1:49.755 | 22.175 | 36.237 | 51.343 | 161.0 | 3:45.856 |
| 11 | 1:43.679 | 21.394 | 34.435 | 47.850 | 170.5 | 19:11.211 | 3 | 1:45.034 | 21.599 | 34.827 | 48.608 | 168.3 | 5:30.890 |
| 12 | 1:44.173 | 21.671 | 34.490 | 48.012 | 169.6 | 20:55.384 | 4 | 1:44.920 | 21.770 | 34.676 | 48.474 | 168.4 | 7:15.810 |
| 13 | 1:43.801 | 21.445 | 34.340 | 48.016 | 170.3 | 22:39.185 | 5 | 1:47.386 | 21.660 | 35.146 | 50.580 | 164.6 | 9:03.196 |
| 14 | 1:44.054 | 21.530 | 34.483 | 48.041 | 169.8 | 24:23.239 | 6 | 1:45.318 | 21.663 | 35.108 | 48.547 | 167.8 | 10:48.514 |
| 15 | 1:43.945 | 21.355 | 34.547 | 48.043 | 170.0 | 26:07.184 | 7 | 1:46.935 | 22.491 | 35.061 | 49.383 | 165.3 | 12:35.449 |
| 16 | 1:43.729 | 21.363 | 34.445 | 47.921 | 170.4 | 27:50.913 | 8 | 1:44.925 | 21.995 | 34.552 | 48.378 | 168.4 | 14:20.374 |
| 17 | 1:43.656 | 21.339 | 34.412 | 47.905 | 170.5 | 29:34.569 | 9 | 1:44.025 | 21.427 | 34.449 | 48.149 | 169.9 | 16:04.399 |
| 18 | 1:44.336 | 21.382 | 34.785 | 48.169 | 169.4 | 31:18.905 | 10 | 1:44.272 | 21.432 | 34.479 | 48.361 | 169.5 | 17:48.671 |
| 19 | 1:46.305 | 22.213 | 35.090 | 49.002 | 166.2 | 33:05.210 | 11 | 1:44.819 | 21.584 | 34.651 | 48.584 | 168.6 | 19:33.490 |
| | | | | | | | 12 | 1:44.438 | 21.630 | 34.427 | 48.381 | 169.2 | 21:17.928 |
| 4 Jonas Greif DEU GP Elite Porsche 911 Cup (992.2) | | | | | | | 13 | 1:44.445 | 21.563 | 34.501 | 48.381 | 169.2 | 23:02.373 |
| 1 | 1:58.381 | 30.145 | 37.506 | 50.730 | 142.7 | 1:58.381 | 14 | 1:45.163 | 21.374 | 35.067 | 48.722 | 168.0 | 24:47.536 |
| 2 | 1:48.392 | 22.226 | 35.598 | 50.568 | 163.0 | 3:46.773 | 15 | 1:45.734 | 21.549 | 34.915 | 49.270 | 167.1 | 26:33.270 |
| 3 | 1:46.284 | 22.123 | 35.351 | 48.810 | 166.3 | 5:33.057 | 16 | 1:44.717 | 21.864 | 34.521 | 48.332 | 168.8 | 28:17.987 |
| 4 | 1:45.748 | 21.807 | 35.267 | 48.674 | 167.1 | 7:18.805 | 17 | 1:44.623 | 21.478 | 34.907 | 48.238 | 168.9 | 30:02.610 |
| 5 | 1:45.083 | 21.650 | 34.875 | 48.558 | 168.2 | 9:03.888 | 18 | 1:45.007 | 21.560 | 35.016 | 48.431 | 168.3 | 31:47.617 |
| 6 | 1:45.321 | 21.814 | 34.929 | 48.578 | 167.8 | 10:49.209 | 19 | 1:47.618 | 22.653 | 35.684 | 49.281 | 164.2 | 33:35.235 |
| 7 | 1:46.350 | 22.258 | 35.001 | 49.091 | 166.2 | 12:35.559 | | | | | | | |
| 8 | 1:46.768 | 22.474 | 35.070 | 49.224 | 165.5 | 14:22.327 | 10 Niels Langeveld NLD Laptime-Performance Porsche 911 Cup (992.2) | | | | | | |
| 9 | 1:46.329 | 21.678 | 34.948 | 49.703 | 166.2 | 16:08.656 | 1 | 1:54.717 | 28.528 | 36.685 | 49.504 | 147.2 | 1:54.717 |
| 10 | 1:45.358 | 21.695 | 35.160 | 48.503 | 167.7 | 17:54.014 | 2 | 1:45.991 | 22.795 | 34.834 | 48.362 | 166.7 | 3:40.708 |
| 11 | 1:45.020 | 21.717 | 34.773 | 48.530 | 168.3 | 19:39.034 | 3 | 1:45.946 | 21.632 | 35.677 | 48.637 | 166.8 | 5:26.654 |
| 12 | 1:44.788 | 21.684 | 34.716 | 48.388 | 168.6 | 21:23.822 | 4 | 1:44.263 | 21.709 | 34.533 | 48.021 | 169.5 | 7:10.917 |
| 13 | 1:44.660 | 21.660 | 34.624 | 48.376 | 168.9 | 23:08.482 | 5 | 1:44.902 | 21.560 | 34.614 | 48.728 | 168.5 | 8:55.819 |
| 14 | 1:45.254 | 21.701 | 34.846 | 48.707 | 167.9 | 24:53.736 | 6 | 1:45.984 | 22.622 | 35.286 | 48.076 | 166.7 | 10:41.803 |
| 15 | 1:45.062 | 21.704 | 34.800 | 48.558 | 168.2 | 26:38.798 | 7 | 1:44.837 | 21.737 | 34.885 | 48.215 | 168.6 | 12:26.640 |
| 16 | 1:45.485 | 21.847 | 34.837 | 48.801 | 167.5 | 28:24.283 | 8 | 1:44.225 | 21.564 | 34.605 | 48.056 | 169.6 | 14:10.865 |
| 17 | 1:45.212 | 21.687 | 34.891 | 48.634 | 168.0 | 30:09.495 | 9 | 1:44.292 | 21.454 | 34.539 | 48.299 | 169.5 | 15:55.157 |
| 18 | 1:45.597 | 21.635 | 34.824 | 49.138 | 167.4 | 31:55.092 | 10 | 1:44.387 | 21.496 | 34.629 | 48.262 | 169.3 | 17:39.544 |
| 19 | 1:50.613 | 23.410 | 36.428 | 50.775 | 159.8 | 33:45.705 | 11 | 1:44.225 | 21.551 | 34.510 | 48.164 | 169.6 | 19:23.769 |
| | | | | | | | 12 | 1:44.179 | 21.489 | 34.535 | 48.155 | 169.6 | 21:07.948 |
| 5 Sören Spreng DEU GP Elite Porsche 911 Cup (992.2) | | | | | | | 13 | 1:44.414 | 21.485 | 34.529 | 48.400 | 169.3 | 22:52.362 |
| 1 | 1:57.705 | 29.993 | 37.004 | 50.708 | 143.5 | 1:57.705 | 14 | 1:45.088 | 21.737 | 34.839 | 48.512 | 168.2 | 24:37.450 |
| 2 | 1:49.297 | 22.078 | 35.869 | 51.350 | 161.7 | 3:47.002 | 15 | 1:44.573 | 21.548 | 34.639 | 48.386 | 169.0 | 26:22.023 |
| 3 | 1:47.781 | 22.463 | 35.714 | 49.604 | 164.0 | 5:34.783 | 16 | 1:44.756 | 21.657 | 34.668 | 48.431 | 168.7 | 28:06.779 |
| 4 | 1:45.548 | 21.942 | 34.800 | 48.806 | 167.4 | 7:20.331 | 17 | 1:44.611 | 21.600 | 34.695 | 48.316 | 168.9 | 29:51.390 |
| 5 | 1:47.490 | 21.715 | 36.734 | 49.041 | 164.4 | 9:07.821 | 18 | 1:45.880 | 22.079 | 34.748 | 49.053 | 166.9 | 31:37.270 |
| 6 | 1:47.892 | 22.538 | 35.003 | 50.351 | 163.8 | 10:55.713 | | | | | | | |
| 7 | 1:46.701 | 22.891 | 34.984 | 48.826 | 165.6 | 12:42.414 | 11 Chester Kieffer LUX SCHUMACHER CLRT Porsche 911 Cup (992.2) | | | | | | |
| 8 | 1:47.706 | 22.881 | 35.431 | 49.394 | 164.1 | 14:30.120 | 1 | 1:54.255 | 27.946 | 36.107 | 50.202 | 147.8 | 1:54.255 |
| 9 | 1:46.582 | 22.651 | 34.723 | 49.208 | 165.8 | 16:16.702 | 2 | 1:45.401 | 22.388 | 34.536 | 48.477 | 167.7 | 3:39.656 |
| 10 | 1:45.636 | 21.979 | 34.766 | 48.891 | 167.3 | 18:02.338 | 3 | 1:45.444 | 22.049 | 35.330 | 48.065 | 167.6 | 5:25.100 |
| | | | | | | | 4 | 1:44.825 | 21.347 | 35.168 | 48.310 | 168.6 | 7:09.925 |



Porsche Sixt Carrera Cup Deutschland
6 Hours of Imola
Race 1

Sector Analysis

— Invalidated Lap ■ Personal Best ■ Session Best B Crossing the pit lane

| Lap | Time | Sector 1 | Sector 2 | Sector 3 | Kph | Elapsed | Lap | Time | Sector 1 | Sector 2 | Sector 3 | Kph | Elapsed |
|-----|-----------------|---------------|---------------|---------------|-------|-----------|-----|-----------------|---------------|---------------|----------|-------|-----------|
| 5 | 1:45.634 | 21.442 | 35.171 | 49.021 | 167.3 | 8:55.559 | 4 | 1:44.433 | 21.534 | 34.506 | 48.393 | 169.2 | 7:16.254 |
| 6 | 1:44.770 | 22.043 | 34.607 | 48.120 | 168.7 | 10:40.329 | 5 | 1:46.022 | 21.403 | 35.140 | 49.479 | 166.7 | 9:02.276 |
| 7 | 1:43.982 | 21.482 | 34.438 | 48.062 | 170.0 | 12:24.311 | 6 | 1:45.857 | 22.189 | 34.834 | 48.834 | 166.9 | 10:48.133 |
| 8 | 1:43.816 | 21.413 | 34.378 | 48.025 | 170.2 | 14:08.127 | 7 | 1:45.009 | 22.103 | 34.548 | 48.358 | 168.3 | 12:33.142 |
| 9 | 1:43.550 | 21.386 | 34.338 | 47.826 | 170.7 | 15:51.677 | 8 | 1:44.767 | 21.516 | 34.753 | 48.498 | 168.7 | 14:17.909 |
| 10 | 1:43.989 | 21.459 | 34.457 | 48.073 | 169.9 | 17:35.666 | 9 | 1:44.411 | 21.386 | 34.489 | 48.536 | 169.3 | 16:02.320 |
| 11 | 1:43.883 | 21.459 | 34.430 | 47.994 | 170.1 | 19:19.549 | 10 | 1:49.145 | 23.938 | 36.221 | 48.986 | 161.9 | 17:51.465 |
| 12 | 1:44.170 | 21.511 | 34.459 | 48.200 | 169.6 | 21:03.719 | 11 | 1:51.402 | 24.414 | 37.369 | 49.619 | 158.6 | 19:42.867 |
| 13 | 1:44.137 | 21.427 | 34.414 | 48.296 | 169.7 | 22:47.856 | 12 | 1:45.788 | 21.955 | 35.181 | 48.652 | 167.1 | 21:28.655 |
| 14 | 1:44.219 | 21.310 | 34.943 | 47.966 | 169.6 | 24:32.075 | 13 | 1:46.753 | 22.019 | 35.154 | 49.580 | 165.5 | 23:15.408 |
| 15 | 1:44.040 | 21.499 | 34.499 | 48.042 | 169.9 | 26:16.115 | 14 | 1:45.173 | 21.556 | 35.163 | 48.454 | 168.0 | 25:00.581 |
| 16 | 1:44.360 | 21.343 | 34.720 | 48.297 | 169.3 | 28:00.475 | 15 | 1:47.589 | 21.614 | 35.348 | 50.627 | 164.3 | 26:48.170 |
| 17 | 1:44.782 | 21.687 | 34.720 | 48.375 | 168.7 | 29:45.257 | 16 | 1:44.589 | 21.447 | 34.714 | 48.428 | 169.0 | 28:32.759 |
| 18 | 1:44.202 | 21.398 | 34.629 | 48.175 | 169.6 | 31:29.459 | 17 | 1:44.766 | 21.621 | 34.784 | 48.361 | 168.7 | 30:17.525 |
| 19 | 1:46.007 | 22.361 | 34.825 | 48.821 | 166.7 | 33:15.466 | 18 | 1:45.404 | 21.618 | 34.610 | 49.176 | 167.7 | 32:02.929 |
| | | | | | | | 19 | 1:46.193 | 22.086 | 35.007 | 49.100 | 166.4 | 33:49.122 |

12 **Flynt Schuring** NLD
SCHUMACHER CLRT Porsche 911 Cup (992.2)

| | | | | | | |
|----|-----------------|---------------|---------------|---------------|-------|-----------|
| 1 | 1:51.055 | 26.812 | 35.293 | 48.950 | 152.1 | 1:51.055 |
| 2 | 1:44.215 | 21.516 | 34.564 | 48.135 | 169.6 | 3:35.270 |
| 3 | 1:44.102 | 21.518 | 34.570 | 48.014 | 169.8 | 5:19.372 |
| 4 | 1:44.383 | 21.551 | 34.675 | 48.157 | 169.3 | 7:03.755 |
| 5 | 1:43.824 | 21.405 | 34.413 | 48.006 | 170.2 | 8:47.579 |
| 6 | 1:44.302 | 21.452 | 34.404 | 48.446 | 169.4 | 10:31.881 |
| 7 | 1:44.689 | 21.429 | 34.613 | 48.647 | 168.8 | 12:16.570 |
| 8 | 1:44.472 | 21.516 | 34.840 | 48.116 | 169.2 | 14:01.042 |
| 9 | 1:44.296 | 21.274 | 34.854 | 48.168 | 169.4 | 15:45.338 |
| 10 | 1:44.593 | 21.555 | 34.610 | 48.428 | 169.0 | 17:29.931 |
| 11 | 1:44.252 | 21.371 | 34.582 | 48.299 | 169.5 | 19:14.183 |

13 **Alexander Tauscher** DEU
Target Porsche 911 Cup (992.2)

| | | | | | | |
|----|-----------------|---------------|---------------|---------------|-------|-----------|
| 1 | 1:48.838 | 25.659 | 34.818 | 48.361 | 155.2 | 1:48.838 |
| 2 | 1:44.538 | 21.525 | 34.640 | 48.373 | 169.1 | 3:33.376 |
| 3 | 1:44.190 | 21.474 | 34.500 | 48.216 | 169.6 | 5:17.566 |
| 4 | 1:44.267 | 21.401 | 34.569 | 48.297 | 169.5 | 7:01.833 |
| 5 | 1:44.169 | 21.581 | 34.510 | 48.078 | 169.7 | 8:46.002 |
| 6 | 1:43.981 | 21.420 | 34.520 | 48.041 | 170.0 | 10:29.983 |
| 7 | 1:44.206 | 21.461 | 34.518 | 48.227 | 169.6 | 12:14.189 |
| 8 | 1:44.021 | 21.576 | 34.440 | 48.005 | 169.9 | 13:58.210 |
| 9 | 1:43.947 | 21.471 | 34.504 | 47.972 | 170.0 | 15:42.157 |
| 10 | 1:44.202 | 21.508 | 34.576 | 48.118 | 169.6 | 17:26.359 |
| 11 | 1:44.190 | 21.390 | 34.555 | 48.245 | 169.6 | 19:10.549 |
| 12 | 1:44.166 | 21.566 | 34.501 | 48.099 | 169.7 | 20:54.715 |
| 13 | 1:43.944 | 21.343 | 34.397 | 48.204 | 170.0 | 22:38.659 |
| 14 | 1:44.050 | 21.364 | 34.498 | 48.188 | 169.8 | 24:22.709 |
| 15 | 1:43.684 | 21.388 | 34.412 | 47.884 | 170.4 | 26:06.393 |
| 16 | 1:43.826 | 21.389 | 34.369 | 48.068 | 170.2 | 27:50.219 |
| 17 | 1:44.063 | 21.371 | 34.547 | 48.145 | 169.8 | 29:34.282 |
| 18 | 1:44.300 | 21.522 | 34.706 | 48.072 | 169.4 | 31:18.582 |
| 19 | 1:46.461 | 22.327 | 34.995 | 49.139 | 166.0 | 33:05.043 |

14 **Caleb Sumich** AUS
Target Porsche 911 Cup (992.2)

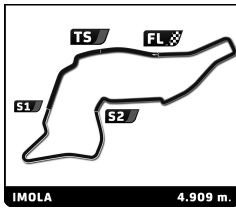
| | | | | | | |
|---|----------|--------|--------|---------------|-------|----------|
| 1 | 1:57.304 | 29.746 | 36.957 | 50.601 | 144.0 | 1:57.304 |
| 2 | 1:49.291 | 22.197 | 35.564 | 51.530 | 161.7 | 3:46.595 |
| 3 | 1:45.226 | 21.768 | 35.354 | 48.104 | 167.9 | 5:31.821 |

16 **Max Mutschlechner** DEU
Target Competition Porsche 911 Cup (992.2)

| | | | | | | |
|----|-----------------|---------------|---------------|---------------|-------|-----------|
| 1 | 1:59.097 | 29.571 | 38.589 | 50.937 | 141.8 | 1:59.097 |
| 2 | 1:48.812 | 22.054 | 35.651 | 51.107 | 162.4 | 3:47.909 |
| 3 | 1:47.694 | 22.461 | 35.449 | 49.784 | 164.1 | 5:35.603 |
| 4 | 1:45.688 | 21.688 | 35.163 | 48.837 | 167.2 | 7:21.291 |
| 5 | 1:46.750 | 21.820 | 36.157 | 48.773 | 165.5 | 9:08.041 |
| 6 | 1:45.974 | 22.555 | 35.201 | 48.218 | 166.8 | 10:54.015 |
| 7 | 1:58.085 | 34.505 | 35.252 | 48.328 | 149.7 | 12:52.100 |
| 8 | 1:44.733 | 21.487 | 34.675 | 48.571 | 168.7 | 14:36.833 |
| 9 | 1:44.604 | 21.578 | 34.930 | 48.096 | 168.9 | 16:21.437 |
| 10 | 1:46.396 | 21.785 | 35.138 | 49.473 | 166.1 | 18:07.833 |
| 11 | 1:45.785 | 21.901 | 34.907 | 48.977 | 167.1 | 19:53.618 |
| 12 | 1:49.211 | 22.115 | 38.429 | 48.667 | 161.8 | 21:42.829 |
| 13 | 1:45.078 | 21.614 | 34.815 | 48.649 | 168.2 | 23:27.907 |
| 14 | 1:46.341 | 22.490 | 35.225 | 48.626 | 166.2 | 25:14.248 |
| 15 | 1:45.012 | 21.869 | 34.701 | 48.442 | 168.3 | 26:59.260 |
| 16 | 1:45.383 | 21.893 | 34.917 | 48.573 | 167.7 | 28:44.643 |
| 17 | 1:46.135 | 22.446 | 34.983 | 48.706 | 166.5 | 30:30.778 |
| 18 | 1:48.560 | 23.817 | 35.292 | 49.451 | 162.8 | 32:19.338 |
| 19 | 1:48.097 | 22.795 | 35.512 | 49.790 | 163.5 | 34:07.435 |

17 **Gustav Bergström** SWE
Team Proton Porsche 911 Cup (992.2)

| | | | | | | |
|----|-----------------|---------------|---------------|---------------|-------|-----------|
| 1 | 1:56.885 | 28.814 | 37.283 | 50.788 | 144.5 | 1:56.885 |
| 2 | 1:48.469 | 22.248 | 35.573 | 50.648 | 162.9 | 3:45.354 |
| 3 | 1:45.072 | 21.558 | 34.761 | 48.753 | 168.2 | 5:30.426 |
| 4 | 1:44.996 | 21.736 | 34.739 | 48.521 | 168.3 | 7:15.422 |
| 5 | 1:46.062 | 21.761 | 35.124 | 49.177 | 166.6 | 9:01.484 |
| 6 | 1:50.695 | 21.928 | 39.991 | 48.776 | 159.6 | 10:52.179 |
| 7 | 1:50.415 | 22.039 | 39.806 | 48.570 | 160.1 | 12:42.594 |
| 8 | 1:45.555 | 22.153 | 35.193 | 48.209 | 167.4 | 14:28.149 |
| 9 | 1:44.420 | 21.550 | 34.615 | 48.255 | 169.2 | 16:12.569 |
| 10 | 1:44.485 | 21.535 | 34.502 | 48.448 | 169.1 | 17:57.054 |
| 11 | 1:46.334 | 21.486 | 35.024 | 49.824 | 166.2 | 19:43.388 |
| 12 | 1:47.549 | 22.636 | 35.163 | 49.750 | 164.3 | 21:30.937 |
| 13 | 1:46.067 | 21.564 | 34.794 | 49.709 | 166.6 | 23:17.004 |
| 14 | 1:47.464 | 21.786 | 35.669 | 50.009 | 164.4 | 25:04.468 |
| 15 | 1:46.308 | 21.560 | 35.176 | 49.572 | 166.2 | 26:50.776 |
| 16 | 1:46.632 | 21.950 | 35.110 | 49.572 | 165.7 | 28:37.408 |



Porsche Sixt Carrera Cup Deutschland
6 Hours of Imola
Race 1

Sector Analysis

— Invalidated Lap ■ Personal Best ■ Session Best B Crossing the pit lane

| Lap | Time | Sector 1 | Sector 2 | Sector 3 | Kph | Elapsed | Lap | Time | Sector 1 | Sector 2 | Sector 3 | Kph | Elapsed |
|-----|----------|----------|----------|----------|-------|-----------|-----|----------|----------|----------|----------|-------|-----------|
| 17 | 1:47.244 | 21.714 | 35.186 | 50.344 | 164.8 | 30:24.652 | 8 | 1:44.407 | 21.446 | 34.789 | 48.172 | 169.3 | 14:11.528 |
| 18 | 1:45.117 | 21.505 | 34.966 | 48.646 | 168.1 | 32:09.769 | 9 | 1:44.224 | 21.386 | 34.663 | 48.175 | 169.6 | 15:55.752 |
| 19 | 1:46.360 | 22.140 | 35.137 | 49.083 | 166.2 | 33:56.129 | 10 | 1:44.150 | 21.371 | 34.528 | 48.251 | 169.7 | 17:39.902 |

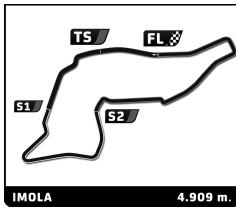
| 22 Rey King GBR | | | | | | |
|-----------------------------------|----------|----------|----------|----------|-------|-----------|
| ID Racing Porsche 911 Cup (992.2) | | | | | | |
| Lap | Time | Sector 1 | Sector 2 | Sector 3 | Kph | Elapsed |
| 1 | 2:00.073 | 31.128 | 37.594 | 51.351 | 140.6 | 2:00.073 |
| 2 | 1:49.137 | 22.813 | 35.902 | 50.422 | 161.9 | 3:49.210 |
| 3 | 1:49.214 | 22.964 | 36.606 | 49.644 | 161.8 | 5:38.424 |
| 4 | 1:47.393 | 21.850 | 35.377 | 50.166 | 164.6 | 7:25.817 |
| 5 | 1:47.349 | 22.626 | 35.305 | 49.418 | 164.6 | 9:13.166 |
| 6 | 1:46.129 | 21.766 | 35.093 | 49.270 | 166.5 | 10:59.295 |
| 7 | 1:46.361 | 22.332 | 35.047 | 48.982 | 166.2 | 12:45.656 |
| 8 | 1:46.556 | 22.179 | 35.093 | 49.284 | 165.9 | 14:32.212 |
| 9 | 1:46.692 | 22.082 | 35.239 | 49.371 | 165.6 | 16:18.904 |
| 10 | 1:48.246 | 22.908 | 35.927 | 49.411 | 163.3 | 18:07.150 |
| 11 | 1:46.192 | 22.002 | 35.145 | 49.045 | 166.4 | 19:53.342 |
| 12 | 1:46.884 | 22.087 | 35.544 | 49.253 | 165.3 | 21:40.226 |
| 13 | 1:47.253 | 21.928 | 35.236 | 50.089 | 164.8 | 23:27.479 |
| 14 | 1:46.501 | 21.839 | 35.585 | 49.077 | 165.9 | 25:13.980 |
| 15 | 1:48.240 | 23.503 | 35.134 | 49.603 | 163.3 | 27:02.220 |
| 16 | 1:46.446 | 22.035 | 35.151 | 49.260 | 166.0 | 28:48.666 |
| 17 | 1:46.678 | 22.032 | 35.470 | 49.176 | 165.7 | 30:35.344 |
| 18 | 1:48.630 | 23.431 | 35.470 | 49.729 | 162.7 | 32:23.974 |
| 19 | 1:47.839 | 22.413 | 36.144 | 49.282 | 163.9 | 34:11.813 |

| 23 Samer Shahin AUS | | | | | | |
|----------------------------------|----------|----------|----------|----------|-------|-----------|
| GP Elite Porsche 911 Cup (992.2) | | | | | | |
| Lap | Time | Sector 1 | Sector 2 | Sector 3 | Kph | Elapsed |
| 1 | 1:59.690 | 30.865 | 37.580 | 51.245 | 141.1 | 1:59.690 |
| 2 | 1:48.966 | 22.107 | 35.696 | 51.163 | 162.2 | 3:48.656 |
| 3 | 1:48.067 | 22.071 | 36.241 | 49.755 | 163.5 | 5:36.723 |
| 4 | 1:46.402 | 21.885 | 35.419 | 49.098 | 166.1 | 7:23.125 |
| 5 | 1:46.176 | 21.961 | 35.203 | 49.012 | 166.4 | 9:09.301 |
| 6 | 1:48.843 | 21.859 | 35.878 | 51.106 | 162.4 | 10:58.144 |
| 7 | 1:46.592 | 22.549 | 35.251 | 48.792 | 165.8 | 12:44.736 |
| 8 | 1:45.864 | 21.714 | 35.028 | 49.122 | 166.9 | 14:30.600 |
| 9 | 1:47.354 | 22.804 | 35.436 | 49.114 | 164.6 | 16:17.954 |
| 10 | 1:45.515 | 21.636 | 35.134 | 48.745 | 167.5 | 18:03.469 |
| 11 | 1:45.779 | 21.704 | 35.056 | 49.019 | 167.1 | 19:49.248 |
| 12 | 1:46.547 | 21.898 | 35.351 | 49.298 | 165.9 | 21:35.795 |
| 13 | 1:45.881 | 21.721 | 35.113 | 49.047 | 166.9 | 23:21.676 |
| 14 | 1:46.113 | 21.817 | 35.061 | 49.235 | 166.5 | 25:07.789 |
| 15 | 1:45.625 | 21.888 | 34.951 | 48.786 | 167.3 | 26:53.414 |
| 16 | 1:45.824 | 21.720 | 35.013 | 49.091 | 167.0 | 28:39.238 |
| 17 | 1:46.390 | 21.988 | 35.013 | 49.389 | 166.1 | 30:25.628 |
| 18 | 1:48.667 | 22.825 | 35.501 | 50.341 | 162.6 | 32:14.295 |
| 19 | 1:48.095 | 22.631 | 35.720 | 49.744 | 163.5 | 34:02.390 |

| 25 Wouter Boerekamp NLD | | | | | | |
|---------------------------------------|----------|----------|----------|----------|-------|-----------|
| Team GP Elite Porsche 911 Cup (992.2) | | | | | | |
| Lap | Time | Sector 1 | Sector 2 | Sector 3 | Kph | Elapsed |
| 1 | 1:52.757 | 27.734 | 35.952 | 49.071 | 149.8 | 1:52.757 |
| 2 | 1:45.783 | 21.997 | 34.914 | 48.872 | 167.1 | 3:38.540 |
| 3 | 1:48.289 | 23.078 | 36.004 | 49.207 | 163.2 | 5:26.829 |
| 4 | 1:44.742 | 21.707 | 34.735 | 48.300 | 168.7 | 7:11.571 |
| 5 | 1:44.444 | 21.294 | 34.666 | 48.484 | 169.2 | 8:56.015 |
| 6 | 1:46.289 | 22.394 | 35.668 | 48.227 | 166.3 | 10:42.304 |
| 7 | 1:44.817 | 21.362 | 35.113 | 48.342 | 168.6 | 12:27.121 |

| 27 Matheus Ferreira BRA | | | | | | |
|---------------------------------------|----------|----------|----------|----------|-------|-----------|
| Team GP Elite Porsche 911 Cup (992.2) | | | | | | |
| Lap | Time | Sector 1 | Sector 2 | Sector 3 | Kph | Elapsed |
| 1 | 1:49.372 | 25.806 | 35.103 | 48.463 | 154.4 | 1:49.372 |
| 2 | 1:44.474 | 21.654 | 34.670 | 48.150 | 169.2 | 3:33.846 |
| 3 | 1:44.292 | 21.511 | 34.599 | 48.182 | 169.5 | 5:18.138 |
| 4 | 1:44.152 | 21.394 | 34.592 | 48.166 | 169.7 | 7:02.290 |
| 5 | 1:44.243 | 21.560 | 34.510 | 48.173 | 169.5 | 8:46.533 |
| 6 | 1:43.929 | 21.483 | 34.511 | 47.935 | 170.0 | 10:30.462 |
| 7 | 1:44.861 | 21.523 | 34.737 | 48.601 | 168.5 | 12:15.323 |
| 8 | 1:45.187 | 21.820 | 35.135 | 48.232 | 168.0 | 14:00.510 |
| 9 | 1:44.227 | 21.507 | 34.816 | 47.904 | 169.6 | 15:44.737 |
| 10 | 1:44.123 | 21.569 | 34.499 | 48.055 | 169.7 | 17:28.860 |
| 11 | 1:44.065 | 21.366 | 34.664 | 48.035 | 169.8 | 19:12.925 |
| 12 | 1:44.020 | 21.399 | 34.570 | 48.051 | 169.9 | 20:56.945 |
| 13 | 1:44.031 | 21.512 | 34.586 | 47.933 | 169.9 | 22:40.976 |
| 14 | 1:44.238 | 21.745 | 34.623 | 47.870 | 169.5 | 24:25.214 |
| 15 | 1:44.114 | 21.575 | 34.482 | 48.057 | 169.7 | 26:09.328 |
| 16 | 1:43.946 | 21.421 | 34.460 | 48.065 | 170.0 | 27:53.274 |
| 17 | 1:44.276 | 21.360 | 34.510 | 48.406 | 169.5 | 29:37.550 |
| 18 | 1:43.805 | 21.452 | 34.443 | 47.910 | 170.2 | 31:21.355 |
| 19 | 1:45.124 | 21.848 | 34.691 | 48.585 | 168.1 | 33:06.479 |

| 28 Aldo Festante ITA | | | | | | |
|--------------------------------|----------|----------|----------|----------|-------|-----------|
| Target Porsche 911 Cup (992.2) | | | | | | |
| Lap | Time | Sector 1 | Sector 2 | Sector 3 | Kph | Elapsed |
| 1 | 1:51.893 | 27.207 | 35.503 | 49.183 | 150.9 | 1:51.893 |
| 2 | 1:45.011 | 21.750 | 34.949 | 48.312 | 168.3 | 3:36.904 |
| 3 | 1:43.866 | 21.415 | 34.461 | 47.990 | 170.1 | 5:20.770 |
| 4 | 1:43.969 | 21.377 | 34.490 | 48.102 | 170.0 | 7:04.739 |
| 5 | 1:43.905 | 21.430 | 34.434 | 48.041 | 170.1 | 8:48.644 |
| 6 | 1:44.188 | 21.618 | 34.418 | 48.152 | 169.6 | 10:32.832 |
| 7 | 1:44.076 | 21.423 | 34.416 | 48.237 | 169.8 | 12:16.908 |
| 8 | 1:44.667 | 21.560 | 34.779 | 48.328 | 168.8 | 14:01.575 |
| 9 | 1:44.740 | 21.767 | 34.564 | 48.409 | 168.7 | 15:46.315 |
| 10 | 1:44.440 | 21.569 | 34.645 | 48.226 | 169.2 | 17:30.755 |
| 11 | 1:44.433 | 21.402 | 34.732 | 48.299 | 169.2 | 19:15.188 |
| 12 | 1:44.469 | 21.352 | 34.717 | 48.400 | 169.2 | 20:59.657 |
| 13 | 1:44.941 | 21.889 | 34.603 | 48.449 | 168.4 | 22:44.598 |
| 14 | 1:44.293 | 21.458 | 34.516 | 48.319 | 169.4 | 24:28.891 |
| 15 | 1:44.745 | 21.560 | 34.699 | 48.486 | 168.7 | 26:13.636 |
| 16 | 1:45.749 | 21.671 | 35.420 | 48.658 | 167.1 | 27:59.385 |
| 17 | 1:44.499 | 21.561 | 34.632 | 48.306 | 169.1 | 29:43.884 |
| 18 | 1:44.752 | 21.463 | 34.855 | 48.434 | 168.7 | 31:28.636 |
| 19 | 1:45.823 | 22.026 | 34.792 | 49.005 | 167.0 | 33:14.459 |

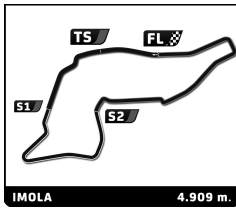


Porsche Sixt Carrera Cup Deutschland
6 Hours of Imola
Race 1

Sector Analysis

— Invalidated Lap ■ Personal Best ■ Session Best B Crossing the pit lane

| Lap | Time | Sector 1 | Sector 2 | Sector 3 | Kph | Elapsed | Lap | Time | Sector 1 | Sector 2 | Sector 3 | Kph | Elapsed |
|---|----------|----------|----------|----------|-------|-----------|-----|----------|----------|----------|----------|-------|-----------|
| 31 Sebastian Freymuth DEU Laptime-Performance Porsche 911 Cup (992.2) | | | | | | | | | | | | | |
| 1 | 1:54.917 | 28.196 | 37.118 | 49.603 | 147.0 | 1:54.917 | 1 | 1:48.526 | 24.892 | 35.000 | 48.634 | 155.6 | 1:48.526 |
| 2 | 1:46.788 | 23.029 | 35.320 | 48.439 | 165.5 | 3:41.705 | 2 | 1:44.522 | 21.537 | 34.600 | 48.385 | 169.1 | 3:33.048 |
| 3 | 1:45.974 | 21.603 | 35.334 | 49.037 | 166.8 | 5:27.679 | 3 | 1:44.122 | 21.515 | 34.417 | 48.190 | 169.7 | 5:17.170 |
| 4 | 1:45.460 | 21.751 | 35.051 | 48.658 | 167.6 | 7:13.139 | 4 | 1:44.448 | 21.613 | 34.368 | 48.467 | 169.2 | 7:01.618 |
| 5 | 1:46.746 | 22.063 | 36.322 | 48.361 | 165.6 | 8:59.885 | 5 | 1:43.999 | 21.553 | 34.398 | 48.048 | 169.9 | 8:45.617 |
| 6 | 1:44.671 | 21.417 | 34.849 | 48.405 | 168.8 | 10:44.556 | 6 | 1:44.016 | 21.519 | 34.396 | 48.101 | 169.9 | 10:29.633 |
| 7 | 1:44.679 | 21.507 | 34.931 | 48.241 | 168.8 | 12:29.235 | 7 | 1:44.118 | 21.400 | 34.532 | 48.186 | 169.7 | 12:13.751 |
| 8 | 1:44.816 | 21.550 | 34.971 | 48.295 | 168.6 | 14:14.051 | 8 | 1:43.947 | 21.510 | 34.371 | 48.066 | 170.0 | 13:57.698 |
| 9 | 1:44.859 | 21.654 | 34.903 | 48.302 | 168.5 | 15:58.910 | 9 | 1:43.849 | 21.511 | 34.281 | 48.057 | 170.2 | 15:41.547 |
| 10 | 1:45.524 | 21.881 | 34.924 | 48.719 | 167.5 | 17:44.434 | 10 | 1:43.686 | 21.332 | 34.284 | 48.070 | 170.4 | 17:25.233 |
| 32 Tim Reiter DEU Looping by CarTech Porsche 911 Cup (992.2) | | | | | | | | | | | | | |
| 1 | 2:01.000 | 31.108 | 37.941 | 51.951 | 139.6 | 2:01.000 | 11 | 1:43.905 | 21.398 | 34.372 | 48.135 | 170.1 | 19:09.138 |
| 2 | 1:48.416 | 22.498 | 35.793 | 50.125 | 163.0 | 3:49.416 | 12 | 1:44.064 | 21.527 | 34.430 | 48.107 | 169.8 | 20:53.202 |
| 3 | 1:49.393 | 22.983 | 36.607 | 49.803 | 161.5 | 5:38.809 | 13 | 1:44.196 | 21.503 | 34.472 | 48.221 | 169.6 | 22:37.398 |
| 4 | 1:47.551 | 22.026 | 35.235 | 50.290 | 164.3 | 7:26.360 | 14 | 1:44.043 | 21.440 | 34.417 | 48.186 | 169.9 | 24:21.441 |
| 5 | 1:47.191 | 22.393 | 35.379 | 49.419 | 164.9 | 9:13.551 | 15 | 1:44.071 | 21.475 | 34.415 | 48.181 | 169.8 | 26:05.512 |
| 6 | 1:46.255 | 21.881 | 35.165 | 49.209 | 166.3 | 10:59.806 | 16 | 1:44.245 | 21.548 | 34.610 | 48.087 | 169.5 | 27:49.757 |
| 7 | 1:46.729 | 22.613 | 35.104 | 49.012 | 165.6 | 12:46.535 | 17 | 1:44.028 | 21.408 | 34.397 | 48.223 | 169.9 | 29:33.785 |
| 8 | 1:46.000 | 21.943 | 35.003 | 49.054 | 166.7 | 14:32.535 | 18 | 1:44.112 | 21.431 | 34.540 | 48.141 | 169.7 | 31:17.897 |
| 9 | 1:46.666 | 21.965 | 35.513 | 49.188 | 165.7 | 16:19.201 | 19 | 1:46.248 | 22.428 | 35.175 | 48.645 | 166.3 | 33:04.145 |
| 10 | 1:48.972 | 22.703 | 36.127 | 50.142 | 162.2 | 18:08.173 | | | | | | | |
| 11 | 1:46.265 | 22.616 | 34.917 | 48.732 | 166.3 | 19:54.438 | | | | | | | |
| 12 | 1:45.899 | 21.976 | 34.899 | 49.024 | 166.9 | 21:40.337 | | | | | | | |
| 13 | 1:46.832 | 22.101 | 35.155 | 49.576 | 165.4 | 23:27.169 | | | | | | | |
| 14 | 1:45.417 | 21.854 | 34.824 | 48.739 | 167.6 | 25:12.586 | | | | | | | |
| 15 | 1:45.362 | 21.780 | 34.910 | 48.672 | 167.7 | 26:57.948 | | | | | | | |
| 16 | 1:45.548 | 21.833 | 35.007 | 48.708 | 167.4 | 28:43.496 | | | | | | | |
| 17 | 1:45.083 | 21.809 | 34.609 | 48.665 | 168.2 | 30:28.579 | | | | | | | |
| 18 | 1:47.178 | 22.562 | 35.018 | 49.598 | 164.9 | 32:15.757 | | | | | | | |
| 19 | 1:47.361 | 22.430 | 35.562 | 49.369 | 164.6 | 34:03.118 | | | | | | | |
| 34 Dirk Schouten NLD Looping by CarTech Porsche 911 Cup (992.2) | | | | | | | | | | | | | |
| 1 | 1:54.119 | 27.295 | 36.761 | 50.063 | 148.0 | 1:54.119 | 54 | 1:57.977 | 30.089 | 37.108 | 50.780 | 143.1 | 1:57.977 |
| 2 | 1:45.792 | 22.222 | 34.483 | 49.087 | 167.0 | 3:39.911 | 2 | 1:50.148 | 22.001 | 37.077 | 51.070 | 160.4 | 3:48.125 |
| 3 | 1:45.817 | 21.893 | 35.535 | 48.389 | 167.0 | 5:25.728 | 3 | 1:48.028 | 22.424 | 36.038 | 49.566 | 163.6 | 5:36.153 |
| 4 | 1:44.581 | 21.586 | 34.626 | 48.369 | 169.0 | 7:10.309 | 4 | 1:46.214 | 21.801 | 35.548 | 48.865 | 166.4 | 7:22.367 |
| 5 | 1:45.433 | 21.672 | 34.715 | 49.046 | 167.6 | 8:55.742 | 5 | 1:46.373 | 21.866 | 35.575 | 48.932 | 166.1 | 9:08.740 |
| 6 | 1:45.074 | 22.465 | 34.454 | 48.155 | 168.2 | 10:40.816 | 6 | 1:46.753 | 22.055 | 35.763 | 48.935 | 165.5 | 10:55.493 |
| 7 | 1:44.112 | 21.479 | 34.556 | 48.077 | 169.7 | 12:24.928 | 7 | 1:46.624 | 22.782 | 34.980 | 48.862 | 165.7 | 12:42.117 |
| 8 | 1:43.982 | 21.617 | 34.382 | 47.983 | 170.0 | 14:08.910 | 8 | 1:47.861 | 22.310 | 35.829 | 49.722 | 163.8 | 14:29.978 |
| 9 | 1:44.243 | 21.500 | 34.691 | 48.052 | 169.5 | 15:53.153 | 9 | 1:47.189 | 23.254 | 35.139 | 48.796 | 164.9 | 16:17.167 |
| 10 | 1:43.957 | 21.335 | 34.457 | 48.165 | 170.0 | 17:37.110 | 10 | 1:45.582 | 21.667 | 35.256 | 48.659 | 167.4 | 18:02.749 |
| 11 | 1:44.022 | 21.266 | 34.555 | 48.201 | 169.9 | 19:21.132 | 11 | 1:45.558 | 21.794 | 35.138 | 48.626 | 167.4 | 19:48.307 |
| 12 | 1:44.184 | 21.549 | 34.448 | 48.187 | 169.6 | 21:05.316 | 12 | 1:46.161 | 21.665 | 35.646 | 48.850 | 166.5 | 21:34.468 |
| 13 | 1:44.196 | 21.515 | 34.452 | 48.229 | 169.6 | 22:49.512 | 13 | 1:45.472 | 21.718 | 35.040 | 48.714 | 167.6 | 23:19.940 |
| 14 | 1:45.345 | 21.395 | 34.522 | 49.428 | 167.8 | 24:34.857 | 14 | 1:45.763 | 22.008 | 35.118 | 48.637 | 167.1 | 25:05.703 |
| 15 | 1:44.746 | 21.618 | 34.498 | 48.630 | 168.7 | 26:19.603 | 15 | 1:45.800 | 21.808 | 35.119 | 48.873 | 167.0 | 26:51.503 |
| 16 | 1:44.203 | 21.508 | 34.517 | 48.178 | 169.6 | 28:03.806 | 16 | 1:46.618 | 21.742 | 35.478 | 49.398 | 165.8 | 28:38.121 |
| 17 | 1:44.325 | 21.565 | 34.548 | 48.212 | 169.4 | 29:48.131 | 17 | 1:47.014 | 21.750 | 35.329 | 49.935 | 165.1 | 30:25.135 |
| 18 | 1:44.507 | 21.611 | 34.603 | 48.293 | 169.1 | 31:32.638 | | | | | | | |
| 19 | 1:47.071 | 22.341 | 35.273 | 49.457 | 165.1 | 33:19.709 | | | | | | | |
| 56 Alexandra Vateva BGR Target Competition Porsche 911 Cup (992.2) | | | | | | | | | | | | | |
| 1 | 1:58.599 | 30.460 | 37.457 | 50.682 | 142.4 | 1:58.599 | 56 | 1:45.599 | 30.460 | 37.457 | 50.682 | 142.4 | 1:58.599 |
| 2 | 1:48.663 | 22.149 | 35.726 | 50.788 | 162.6 | 3:47.262 | 2 | 1:48.663 | 22.149 | 35.726 | 50.788 | 162.6 | 3:47.262 |
| 3 | 1:47.889 | 22.872 | 35.331 | 49.686 | 163.8 | 5:35.151 | 3 | 1:47.889 | 22.872 | 35.331 | 49.686 | 163.8 | 5:35.151 |
| 4 | 1:45.614 | 21.750 | 35.200 | 48.664 | 167.3 | 7:20.765 | 4 | 1:45.614 | 21.750 | 35.200 | 48.664 | 167.3 | 7:20.765 |
| 5 | 1:45.816 | 21.720 | 35.655 | 48.441 | 167.0 | 9:06.581 | 5 | 1:45.816 | 21.720 | 35.655 | 48.441 | 167.0 | 9:06.581 |
| 6 | 1:45.179 | 21.639 | 34.872 | 48.668 | 168.0 | 10:51.760 | 6 | 1:45.179 | 21.639 | 34.872 | 48.668 | 168.0 | 10:51.760 |
| 7 | 1:45.823 | 21.883 | 34.961 | 48.979 | 167.0 | 12:37.583 | 7 | 1:45.823 | 21.883 | 34.961 | 48.979 | 167.0 | 12:37.583 |
| 8 | 1:46.007 | 22.031 | 35.134 | 48.842 | 166.7 | 14:23.590 | 8 | 1:46.007 | 22.031 | 35.134 | 48.842 | 166.7 | 14:23.590 |
| 9 | 1:45.645 | 21.719 | 35.055 | 48.871 | 167.3 | 16:09.235 | 9 | 1:45.645 | 21.719 | 35.055 | 48.871 | 167.3 | 16:09.235 |
| 10 | 1:46.415 | 21.617 | 35.134 | 49.664 | 166.1 | 17:55.650 | 10 | 1:46.415 | 21.617 | 35.134 | 49.664 | 166.1 | 17:55.650 |
| 11 | 1:47.512 | 21.791 | 35.229 | 50.492 | 164.4 | 19:43.162 | 11 | 1:47.512 | 21.791 | 35.229 | 50.492 | 164.4 | 19:43.162 |
| 12 | 1:46.329 | 21.797 | 35.577 | 48.955 | 166.2 | 21:29.491 | 12 | 1:46.329 | 21.797 | 35.577 | 48.955 | 166.2 | 21:29.491 |



Porsche Sixt Carrera Cup Deutschland
6 Hours of Imola
Race 1

Sector Analysis

— Invalidated Lap ■ Personal Best ■ Session Best B Crossing the pit lane

| Lap | Time | Sector 1 | Sector 2 | Sector 3 | Kph | Elapsed | Lap | Time | Sector 1 | Sector 2 | Sector 3 | Kph | Elapsed |
|-----|----------|----------|----------|----------|-------|-----------|-----|----------|----------|----------|----------|-------|-----------|
| 13 | 1:47.290 | 21.661 | 35.772 | 49.857 | 164.7 | 23:16.781 | 4 | 1:45.472 | 21.655 | 35.110 | 48.707 | 167.6 | 7:13.415 |
| 14 | 1:47.336 | 21.850 | 35.684 | 49.802 | 164.6 | 25:04.117 | 5 | 1:47.279 | 21.963 | 36.406 | 48.910 | 164.7 | 9:00.694 |
| 15 | 1:46.385 | 21.721 | 35.091 | 49.573 | 166.1 | 26:50.502 | 6 | 1:45.913 | 22.246 | 34.941 | 48.726 | 166.9 | 10:46.607 |
| 16 | 1:47.221 | 22.264 | 35.493 | 49.464 | 164.8 | 28:37.723 | 7 | 1:45.100 | 21.488 | 34.579 | 49.033 | 168.1 | 12:31.707 |
| 17 | 1:47.172 | 21.872 | 35.092 | 50.208 | 164.9 | 30:24.895 | 8 | 1:44.375 | 21.397 | 34.743 | 48.235 | 169.3 | 14:16.082 |
| 18 | 1:46.107 | 21.883 | 35.244 | 48.980 | 166.6 | 32:11.002 | 9 | 1:44.643 | 21.466 | 34.691 | 48.486 | 168.9 | 16:00.725 |
| 19 | 1:46.419 | 22.199 | 35.305 | 48.915 | 166.1 | 33:57.421 | 10 | 1:44.734 | 21.686 | 34.607 | 48.441 | 168.7 | 17:45.459 |

57 **Gustav Burton** GBR
Forch Racing by Atlas Ward Porsche 911 Cup (992.2)

| | | | | | | |
|----|-----------------|---------------|---------------|---------------|-------|-----------|
| 1 | 2:00.433 | 35.085 | 35.844 | 49.504 | 140.2 | 2:00.433 |
| 2 | 1:47.109 | 22.613 | 35.090 | 49.406 | 165.0 | 3:47.542 |
| 3 | 1:45.854 | 22.059 | 34.975 | 48.820 | 167.0 | 5:33.396 |
| 4 | 1:43.929 | 21.528 | 34.429 | 47.972 | 170.0 | 7:17.325 |
| 5 | 1:45.119 | 21.522 | 34.503 | 49.094 | 168.1 | 9:02.444 |
| 6 | 1:44.625 | 21.827 | 34.658 | 48.140 | 168.9 | 10:47.069 |
| 7 | 1:44.124 | 21.402 | 34.545 | 48.177 | 169.7 | 12:31.193 |
| 8 | 1:43.944 | 21.395 | 34.427 | 48.122 | 170.0 | 14:15.137 |
| 9 | 1:44.475 | 21.827 | 34.620 | 48.028 | 169.2 | 15:59.612 |
| 10 | 1:45.036 | 21.397 | 34.951 | 48.688 | 168.3 | 17:44.648 |
| 11 | 1:45.974 | 22.853 | 34.707 | 48.414 | 166.8 | 19:30.622 |
| 12 | 1:44.463 | 21.590 | 34.555 | 48.318 | 169.2 | 21:15.085 |
| 13 | 1:44.026 | 21.324 | 34.398 | 48.304 | 169.9 | 22:59.111 |
| 14 | 1:44.153 | 21.463 | 34.428 | 48.262 | 169.7 | 24:43.264 |
| 15 | 1:43.905 | 21.391 | 34.547 | 47.967 | 170.1 | 26:27.169 |
| 16 | 1:43.738 | 21.312 | 34.380 | 48.046 | 170.4 | 28:10.907 |
| 17 | 1:43.832 | 21.390 | 34.550 | 47.892 | 170.2 | 29:54.739 |
| 18 | 1:43.831 | 21.214 | 34.486 | 48.131 | 170.2 | 31:38.570 |
| 19 | 1:47.045 | 22.441 | 35.978 | 48.626 | 165.1 | 33:25.615 |

65 **Sam Jongejan** NLD
Team75 Bernhard Porsche 911 Cup (992.2)

| | | | | | | |
|----|-----------------|---------------|---------------|---------------|-------|-----------|
| 1 | 1:52.177 | 26.915 | 35.374 | 49.888 | 150.5 | 1:52.177 |
| 2 | 1:46.207 | 21.657 | 35.421 | 49.129 | 166.4 | 3:38.384 |
| 3 | 1:45.999 | 22.875 | 34.766 | 48.358 | 166.7 | 5:24.383 |
| 4 | 1:45.065 | 21.656 | 35.096 | 48.313 | 168.2 | 7:09.448 |
| 5 | 1:47.771 | 21.724 | 34.788 | 51.259 | 164.0 | 8:57.219 |
| 6 | 1:45.956 | 21.881 | 35.307 | 48.768 | 166.8 | 10:43.175 |
| 7 | 1:45.869 | 22.444 | 34.969 | 48.456 | 166.9 | 12:29.044 |
| 8 | 1:44.681 | 21.540 | 34.834 | 48.307 | 168.8 | 14:13.725 |
| 9 | 1:44.967 | 21.851 | 34.637 | 48.479 | 168.4 | 15:58.692 |
| 10 | 1:45.376 | 21.864 | 34.762 | 48.750 | 167.7 | 17:44.068 |
| 11 | 1:45.190 | 21.654 | 34.949 | 48.587 | 168.0 | 19:29.258 |
| 12 | 1:46.119 | 22.290 | 34.821 | 49.008 | 166.5 | 21:15.377 |
| 13 | 1:45.902 | 21.874 | 34.830 | 49.198 | 166.9 | 23:01.279 |
| 14 | 1:45.934 | 22.037 | 35.231 | 48.666 | 166.8 | 24:47.213 |
| 15 | 1:46.229 | 21.680 | 34.894 | 49.655 | 166.4 | 26:33.442 |
| 16 | 1:45.843 | 22.100 | 34.938 | 48.805 | 167.0 | 28:19.285 |
| 17 | 1:45.900 | 21.714 | 35.303 | 48.883 | 166.9 | 30:05.185 |
| 18 | 1:45.872 | 21.670 | 34.856 | 49.346 | 166.9 | 31:51.057 |
| 19 | 1:51.794 | 23.000 | 36.744 | 52.050 | 158.1 | 33:42.851 |

66 **Montego Maassen** DEU
Forch Racing by Atlas Ward Porsche 911 Cup (992.2)

| | | | | | | |
|---|----------|--------|--------|--------|-------|----------|
| 1 | 1:55.499 | 28.439 | 37.142 | 49.918 | 146.2 | 1:55.499 |
| 2 | 1:46.773 | 22.663 | 35.530 | 48.580 | 165.5 | 3:42.272 |
| 3 | 1:45.671 | 21.674 | 34.967 | 49.030 | 167.2 | 5:27.943 |

77 **Louis Perrot** FRA
Forch Racing by Atlas Ward Porsche 911 Cup (992.2)

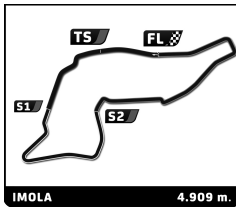
| | | | | | | |
|----|-----------------|---------------|---------------|---------------|-------|-----------|
| 4 | 1:45.472 | 21.655 | 35.110 | 48.707 | 167.6 | 7:13.415 |
| 5 | 1:47.279 | 21.963 | 36.406 | 48.910 | 164.7 | 9:00.694 |
| 6 | 1:45.913 | 22.246 | 34.941 | 48.726 | 166.9 | 10:46.607 |
| 7 | 1:45.100 | 21.488 | 34.579 | 49.033 | 168.1 | 12:31.707 |
| 8 | 1:44.375 | 21.397 | 34.743 | 48.235 | 169.3 | 14:16.082 |
| 9 | 1:44.643 | 21.466 | 34.691 | 48.486 | 168.9 | 16:00.725 |
| 10 | 1:44.734 | 21.686 | 34.607 | 48.441 | 168.7 | 17:45.459 |
| 11 | 1:46.196 | 22.130 | 35.138 | 48.928 | 166.4 | 19:31.655 |
| 12 | 1:44.673 | 21.467 | 34.636 | 48.570 | 168.8 | 21:16.328 |
| 13 | 1:44.702 | 21.386 | 34.639 | 48.677 | 168.8 | 23:01.030 |
| 14 | 1:44.483 | 21.606 | 34.654 | 48.223 | 169.1 | 24:45.513 |
| 15 | 1:44.883 | 21.786 | 34.649 | 48.448 | 168.5 | 26:30.396 |
| 16 | 1:44.324 | 21.500 | 34.577 | 48.247 | 169.4 | 28:14.720 |
| 17 | 1:44.242 | 21.425 | 34.570 | 48.247 | 169.5 | 29:58.962 |
| 18 | 1:44.715 | 21.579 | 34.917 | 48.219 | 168.8 | 31:43.677 |
| 19 | 1:46.127 | 22.078 | 34.849 | 49.200 | 166.5 | 33:29.804 |

77 **Louis Perrot** FRA
Forch Racing by Atlas Ward Porsche 911 Cup (992.2)

| | | | | | | |
|----|-----------------|---------------|---------------|---------------|-------|-----------|
| 1 | 1:52.509 | 27.356 | 36.040 | 49.113 | 150.1 | 1:52.509 |
| 2 | 1:45.920 | 21.472 | 35.420 | 49.028 | 166.8 | 3:38.429 |
| 3 | 1:51.298 | 23.071 | 39.155 | 49.072 | 158.8 | 5:29.727 |
| 4 | 1:45.339 | 21.667 | 34.824 | 48.848 | 167.8 | 7:15.066 |
| 5 | 1:46.132 | 21.687 | 35.289 | 49.156 | 166.5 | 9:01.198 |
| 6 | 1:46.733 | 21.872 | 35.429 | 49.432 | 165.6 | 10:47.931 |
| 7 | 1:47.506 | 22.884 | 34.944 | 49.678 | 164.4 | 12:35.437 |
| 8 | 1:46.517 | 22.243 | 35.117 | 49.157 | 165.9 | 14:21.954 |
| 9 | 1:46.381 | 21.675 | 34.967 | 49.739 | 166.1 | 16:08.335 |
| 10 | 1:46.851 | 21.769 | 35.582 | 49.500 | 165.4 | 17:55.186 |
| 11 | 1:46.789 | 21.808 | 35.307 | 49.674 | 165.5 | 19:41.975 |
| 12 | 1:46.138 | 21.456 | 35.297 | 49.385 | 166.5 | 21:28.113 |
| 13 | 1:48.488 | 22.067 | 35.122 | 51.299 | 162.9 | 23:16.601 |
| 14 | 1:47.053 | 21.637 | 35.619 | 49.797 | 165.1 | 25:03.654 |
| 15 | 1:46.581 | 21.601 | 35.331 | 49.649 | 165.8 | 26:50.235 |
| 16 | 1:46.955 | 21.945 | 35.302 | 49.708 | 165.2 | 28:37.190 |
| 17 | 1:46.365 | 21.608 | 35.092 | 49.665 | 166.1 | 30:23.555 |

88 **Daniel Ros** SWE
Team Proton Porsche 911 Cup (992.2)

| | | | | | | |
|----|-----------------|---------------|---------------|---------------|-------|-----------|
| 1 | 1:54.225 | 28.012 | 36.490 | 49.723 | 147.8 | 1:54.225 |
| 2 | 1:47.058 | 23.642 | 34.863 | 48.553 | 165.1 | 3:41.283 |
| 3 | 1:46.121 | 21.604 | 35.634 | 48.883 | 166.5 | 5:27.404 |
| 4 | 1:45.708 | 21.769 | 34.989 | 48.950 | 167.2 | 7:13.112 |
| 5 | 1:47.440 | 22.070 | 36.541 | 48.829 | 164.5 | 9:00.552 |
| 6 | 1:45.172 | 22.285 | 34.695 | 48.192 | 168.0 | 10:45.724 |
| 7 | 1:44.724 | 21.766 | 34.555 | 48.403 | 168.8 | 12:30.448 |
| 8 | 1:44.360 | 21.489 | 34.574 | 48.297 | 169.3 | 14:14.808 |
| 9 | 1:45.552 | 22.139 | 34.880 | 48.533 | 167.4 | 16:00.360 |
| 10 | 1:44.788 | 21.674 | 34.598 | 48.516 | 168.6 | 17:45.148 |
| 11 | 1:46.837 | 22.464 | 35.466 | 48.907 | 165.4 | 19:31.985 |
| 12 | 1:44.700 | 21.476 | 34.709 | 48.515 | 168.8 | 21:16.685 |
| 13 | 1:44.822 | 21.513 | 34.577 | 48.732 | 168.6 | 23:01.507 |
| 14 | 1:44.669 | 21.652 | 34.390 | 48.627 | 168.8 | 24:46.176 |
| 15 | 1:44.512 | 21.420 | 34.673 | 48.419 | 169.1 | 26:30.688 |
| 16 | 1:44.481 | 21.508 | 34.657 | 48.316 | 169.1 | 28:15.169 |
| 17 | 1:44.509 | 21.539 | 34.742 | 48.228 | 169.1 | 29:59.678 |
| 18 | 1:45.851 | 21.490 | 34.803 | 49.558 | 167.0 | 31:45.529 |



Porsche Sixt Carrera Cup Deutschland
6 Hours of Imola
Race 1

Sector Analysis

— Invalidated Lap ■ Personal Best ■ Session Best B Crossing the pit lane

| Lap | Time | Sector 1 | Sector 2 | Sector 3 | Kph | Elapsed | Lap | Time | Sector 1 | Sector 2 | Sector 3 | Kph | Elapsed | |
|---|-----------------|---------------|---------------|---------------|--------|-----------|--|-----------------|---------------|---------------|---------------|--------|-----------|-----------|
| 19 | 1:45.706 | 22.351 | 34.804 | 48.551 | 167.2 | 33:31.235 | 10 | 1:45.664 | 21.622 | 34.802 | 49.240 | 167.3 | 17:55.944 | |
| 91 Gian Luca Tüccaroglu Team75 Bernhard Porsche 911 Cup (992.2) DEU | 1 | 1:56.730 | 29.502 | 36.835 | 50.393 | 144.7 | 1:56.730 | 11 | 1:46.514 | 21.714 | 35.331 | 49.469 | 165.9 | 19:42.458 |
| 2 | 1:59.006 | 21.989 | 35.652 | 1:01.365 | 148.5 | 3:55.736 | 12 | 1:46.023 | 22.234 | 35.065 | 48.724 | 166.7 | 21:28.481 | |
| 3 | 1:44.552 | 21.669 | 34.554 | 48.329 | 169.0 | 5:40.288 | 13 | 1:46.588 | 21.880 | 35.215 | 49.493 | 165.8 | 23:15.069 | |
| 4 | 1:45.671 | 21.514 | 34.560 | 49.597 | 167.2 | 7:25.959 | 14 | 1:45.276 | 21.728 | 35.047 | 48.501 | 167.9 | 25:00.345 | |
| 5 | 1:44.686 | 21.824 | 34.556 | 48.306 | 168.8 | 9:10.645 | 15 | 1:48.538 | 21.530 | 35.506 | 51.502 | 162.8 | 26:48.883 | |
| 6 | 1:46.863 | 21.332 | 35.240 | 50.291 | 165.4 | 10:57.508 | 16 | 1:46.071 | 21.918 | 35.046 | 49.107 | 166.6 | 28:34.954 | |
| 7 | 1:45.496 | 22.169 | 34.630 | 48.697 | 167.5 | 12:43.004 | 17 | 1:44.918 | 21.519 | 34.826 | 48.573 | 168.4 | 30:19.872 | |
| 8 | 1:46.107 | 22.268 | 35.175 | 48.664 | 166.6 | 14:29.111 | 18 | 1:45.004 | 21.445 | 34.883 | 48.676 | 168.3 | 32:04.876 | |
| 9 | 1:44.498 | 21.836 | 34.489 | 48.173 | 169.1 | 16:13.609 | 19 | 1:47.796 | 22.603 | 35.707 | 49.486 | 163.9 | 33:52.672 | |
| 10 | 1:44.335 | 21.370 | 34.462 | 48.503 | 169.4 | 17:57.944 | 99 Marcus Amand Proton Competition Porsche 911 Cup (992.2) FIN | | | | | | | |
| 11 | 1:45.589 | 21.530 | 34.443 | 49.616 | 167.4 | 19:43.533 | 1 | 1:53.446 | 28.041 | 36.273 | 49.132 | 148.9 | 1:53.446 | |
| 12 | 1:46.404 | 22.263 | 34.951 | 49.190 | 166.1 | 21:29.937 | 2 | 1:45.418 | 21.564 | 34.942 | 48.912 | 167.6 | 3:38.864 | |
| 13 | 1:46.303 | 21.540 | 34.952 | 49.811 | 166.2 | 23:16.240 | 3 | 1:45.780 | 22.589 | 35.047 | 48.144 | 167.1 | 5:24.644 | |
| 14 | 1:45.188 | 21.851 | 34.749 | 48.588 | 168.0 | 25:01.428 | 4 | 1:45.044 | 21.503 | 35.192 | 48.349 | 168.2 | 7:09.688 | |
| 15 | 1:47.288 | 21.473 | 34.822 | 50.993 | 164.7 | 26:48.716 | 5 | 1:45.080 | 21.563 | 34.939 | 48.578 | 168.2 | 8:54.768 | |
| 16 | 1:44.483 | 21.631 | 34.436 | 48.416 | 169.1 | 28:33.199 | 6 | 1:43.515 | 21.389 | 34.285 | 47.841 | 170.7 | 10:38.283 | |
| 17 | 1:45.652 | 21.914 | 35.212 | 48.526 | 167.3 | 30:18.851 | 7 | 1:43.622 | 21.281 | 34.430 | 47.911 | 170.5 | 12:21.905 | |
| 18 | 1:44.682 | 21.588 | 34.663 | 48.431 | 168.8 | 32:03.533 | 8 | 1:43.620 | 21.263 | 34.307 | 48.050 | 170.6 | 14:05.525 | |
| 19 | 1:45.887 | 21.848 | 34.825 | 49.214 | 166.9 | 33:49.420 | 9 | 1:43.776 | 21.359 | 34.295 | 48.122 | 170.3 | 15:49.301 | |
| 95 Joseph Warhurst Target Porsche 911 Cup (992.2) GBR | 10 | 1:43.764 | 21.306 | 34.385 | 48.073 | 170.3 | 17:33.065 | 11 | 1:43.549 | 21.192 | 34.403 | 47.954 | 170.7 | 19:16.614 |
| 1 | 1:54.448 | 28.263 | 36.491 | 49.694 | 147.6 | 1:54.448 | 12 | 1:43.984 | 21.330 | 34.418 | 48.236 | 170.0 | 21:00.598 | |
| 2 | 1:45.688 | 22.409 | 34.808 | 48.471 | 167.2 | 3:40.136 | 13 | 1:44.364 | 21.755 | 34.485 | 48.124 | 169.3 | 22:44.962 | |
| 3 | 1:47.136 | 21.769 | 36.456 | 48.911 | 165.0 | 5:27.272 | 14 | 1:44.367 | 21.560 | 34.437 | 48.370 | 169.3 | 24:29.329 | |
| 4 | 1:45.310 | 21.757 | 34.981 | 48.572 | 167.8 | 7:12.582 | 15 | 1:44.611 | 21.358 | 34.768 | 48.485 | 168.9 | 26:13.940 | |
| 5 | 1:44.321 | 21.486 | 34.543 | 48.292 | 169.4 | 8:56.903 | 16 | 1:45.742 | 21.472 | 35.485 | 48.785 | 167.1 | 27:59.682 | |
| 6 | 1:46.917 | 21.648 | 36.834 | 48.435 | 165.3 | 10:43.820 | 17 | 1:44.503 | 21.560 | 34.602 | 48.341 | 169.1 | 29:44.185 | |
| 7 | 1:44.610 | 21.720 | 34.636 | 48.254 | 168.9 | 12:28.430 | 18 | 1:44.746 | 21.442 | 34.868 | 48.436 | 168.7 | 31:28.931 | |
| 8 | 1:44.435 | 21.524 | 34.627 | 48.284 | 169.2 | 14:12.865 | 19 | 1:45.660 | 22.088 | 34.802 | 48.770 | 167.3 | 33:14.591 | |
| 9 | 1:44.196 | 21.353 | 34.562 | 48.281 | 169.6 | 15:57.061 | | | | | | | | |
| 10 | 1:44.217 | 21.473 | 34.547 | 48.197 | 169.6 | 17:41.278 | | | | | | | | |
| 11 | 1:44.523 | 21.455 | 34.646 | 48.422 | 169.1 | 19:25.801 | | | | | | | | |
| 12 | 1:44.293 | 21.459 | 34.678 | 48.156 | 169.4 | 21:10.094 | | | | | | | | |
| 13 | 1:44.280 | 21.420 | 34.547 | 48.313 | 169.5 | 22:54.374 | | | | | | | | |
| 14 | 1:44.369 | 21.480 | 34.624 | 48.265 | 169.3 | 24:38.743 | | | | | | | | |
| 15 | 1:45.050 | 21.471 | 34.782 | 48.797 | 168.2 | 26:23.793 | | | | | | | | |
| 16 | 1:44.632 | 21.588 | 34.671 | 48.373 | 168.9 | 28:08.425 | | | | | | | | |
| 17 | 1:44.812 | 21.598 | 34.715 | 48.499 | 168.6 | 29:53.237 | | | | | | | | |
| 18 | 1:44.712 | 21.510 | 34.717 | 48.485 | 168.8 | 31:37.949 | | | | | | | | |
| 19 | 1:47.373 | 22.806 | 35.729 | 48.838 | 164.6 | 33:25.322 | | | | | | | | |
| 98 Nick Ho Team GP Elite Porsche 911 Cup (992.2) NLD | 1 | 1:57.061 | 29.276 | 37.241 | 50.544 | 144.3 | 1:57.061 | | | | | | | |
| 2 | 1:49.332 | 22.260 | 35.620 | 51.452 | 161.6 | 3:46.393 | | | | | | | | |
| 3 | 1:49.501 | 21.865 | 38.126 | 49.510 | 161.4 | 5:35.894 | | | | | | | | |
| 4 | 1:45.552 | 21.933 | 35.107 | 48.512 | 167.4 | 7:21.446 | | | | | | | | |
| 5 | 1:46.898 | 21.993 | 35.917 | 48.988 | 165.3 | 9:08.344 | | | | | | | | |
| 6 | 1:46.706 | 22.325 | 35.351 | 49.030 | 165.6 | 10:55.050 | | | | | | | | |
| 7 | 1:45.998 | 22.913 | 34.619 | 48.466 | 166.7 | 12:41.048 | | | | | | | | |
| 8 | 1:44.549 | 21.621 | 34.585 | 48.343 | 169.0 | 14:25.597 | | | | | | | | |
| 9 | 1:44.683 | 21.483 | 34.573 | 48.627 | 168.8 | 16:10.280 | | | | | | | | |