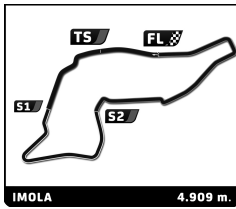


Porsche Sixt Carrera Cup Deutschland  
6 Hours of Imola  
Race 2

Sector Analysis

— Invalidated Lap    ■ Personal Best    ■ Session Best    B Crossing the pit lane

Lap	Time	Sector 1	Sector 2	Sector 3	Kph	Elapsed	Lap	Time	Sector 1	Sector 2	Sector 3	Kph	Elapsed
<b>3</b> Keagan Masters ZAF Proton Competition Porsche 911 Cup (992.2)							<b>10</b> Niels Langeveld NLD Laptime-Performance Porsche 911 Cup (992.2)						
1	2:06.775	25.089	37.180	1:04.506	133.2	2:06.775	1	2:14.373	28.041	40.164	1:06.168	125.7	2:14.373
2	2:49.146	38.979	59.500	1:10.667	104.5	4:55.921	2	2:45.469	37.956	59.597	1:07.916	106.8	4:59.842
3	1:44.563	21.783	34.568	48.212	169.0	6:40.484	3	1:45.442	21.878	35.004	48.560	167.6	6:45.284
4	1:43.941	21.341	34.322	48.278	170.0	8:24.425	4	1:45.784	21.589	34.780	49.415	167.1	8:31.068
5	1:43.739	21.412	34.304	48.023	170.4	10:08.164	5	1:45.475	21.765	35.576	48.134	167.6	10:16.543
6	1:43.475	21.278	34.376	47.821	170.8	11:51.639	6	1:44.783	21.461	34.607	48.715	168.7	12:01.326
7	1:43.515	21.276	34.327	47.912	170.7	13:35.154	7	1:44.317	21.367	34.521	48.429	169.4	13:45.643
8	1:43.471	21.279	34.400	47.792	170.8	15:18.625	8	1:43.957	21.377	34.402	48.178	170.0	15:29.600
9	1:43.528	21.344	34.487	47.697	170.7	17:02.153	9	1:43.862	21.484	34.393	47.985	170.2	17:13.462
10	1:43.527	21.273	34.310	47.944	170.7	18:45.680	10	1:43.735	21.420	34.326	47.989	170.4	18:57.197
11	1:53.617	21.289	34.187	58.141	155.5	20:39.297	11	1:50.312	21.427	34.402	54.483	160.2	20:47.509
<b>4</b> Jonas Greif DEU GP Elite Porsche 911 Cup (992.2)							<b>13</b> Alexander Tauscher DEU Target Porsche 911 Cup (992.2)						
1	2:24.150	30.148	45.010	1:08.992	117.2	2:24.150	1	2:07.388	25.237	37.645	1:04.506	132.6	2:07.388
2	2:40.497	37.323	57.863	1:05.311	110.1	5:04.647	2	2:49.350	39.009	59.555	1:10.786	104.4	4:56.738
3	1:46.747	22.193	35.574	48.980	165.6	6:51.394	3	1:44.301	21.685	34.583	48.033	169.4	6:41.039
4	1:45.568	21.930	34.904	48.734	167.4	8:36.962	4	1:43.526	21.385	34.337	47.804	170.7	8:24.565
5	1:46.449	21.914	35.329	49.206	166.0	10:23.411	5	1:44.007	21.554	34.463	47.990	169.9	10:08.572
6	1:47.147	22.850	35.435	48.862	164.9	12:10.558	6	1:43.808	21.335	34.552	47.921	170.2	11:52.380
7	1:45.047	21.729	34.859	48.459	168.2	13:55.605	7	1:43.373	21.292	34.249	47.832	171.0	13:35.753
8	1:45.267	21.642	34.961	48.664	167.9	15:40.872	8	1:43.501	21.210	34.377	47.914	170.7	15:19.254
9	1:44.473	21.562	34.561	48.350	169.2	17:25.345	9	1:43.368	21.216	34.337	47.815	171.0	17:02.622
10	1:44.338	21.503	34.673	48.162	169.4	19:09.683	10	1:43.564	21.223	34.408	47.933	170.6	18:46.186
11	1:52.444	21.533	36.608	54.303	157.2	21:02.127	11	1:53.903	21.311	34.261	58.331	155.2	20:40.089
<b>5</b> Sören Spreng DEU GP Elite Porsche 911 Cup (992.2)							<b>14</b> Caleb Sumich AUS Target Porsche 911 Cup (992.2)						
1	2:23.701	30.003	44.558	1:09.140	117.5	2:23.701	1	2:16.049	28.334	40.923	1:06.792	124.1	2:16.049
2	2:40.719	37.016	58.112	1:05.591	110.0	5:04.420	2	2:44.658	38.204	58.851	1:07.603	107.3	5:00.707
3	1:45.928	22.106	35.172	48.650	166.8	6:50.348	3	1:45.503	21.869	34.887	48.747	167.5	6:46.210
4	1:46.347	21.934	35.297	49.116	166.2	8:36.695	4	1:45.302	21.635	34.621	49.046	167.8	8:31.512
5	1:47.117	21.959	35.734	49.424	165.0	10:23.812	5	1:46.910	21.839	35.917	49.154	165.3	10:18.422
6	1:47.938	22.570	36.774	48.594	163.7	12:11.750	6	1:46.311	21.671	35.661	48.979	166.2	12:04.733
7	1:45.438	22.025	34.928	48.485	167.6	13:57.188	7	1:45.559	22.282	34.894	48.383	167.4	13:50.292
8	1:45.510	22.054	34.893	48.563	167.5	15:42.698	8	1:44.160	21.377	34.532	48.251	169.7	15:34.452
9	1:45.997	22.116	34.708	49.173	166.7	17:28.695	9	1:44.239	21.455	34.541	48.243	169.5	17:18.691
10	1:45.106	21.695	34.900	48.511	168.1	19:13.801	10	1:44.525	21.752	34.543	48.230	169.1	19:03.216
11	1:49.579	21.876	35.999	51.704	161.3	21:03.380	11	1:47.617	21.422	34.722	51.473	164.2	20:50.833
<b>6</b> Dylan Yip HKG Team Proton Porsche 911 Cup (992.2)							<b>16</b> Max Mutschlechner DEU Target Competition Porsche 911 Cup (992.2)						
1	2:21.076	29.279	43.229	1:08.568	119.7	2:21.076	1	2:22.705	29.694	44.302	1:08.709	118.3	2:22.705
2	2:41.577	37.725	57.826	1:06.026	109.4	5:02.653	2	2:41.224	37.435	57.974	1:05.815	109.6	5:03.929
3	1:46.491	21.832	35.039	49.620	166.0	6:49.144	3	1:45.985	22.163	35.010	48.812	166.7	6:49.914
4	1:46.226	21.721	35.570	48.935	166.4	8:35.370	4	1:46.396	21.835	35.220	49.341	166.1	8:36.310
5	1:44.973	21.908	34.669	48.396	168.4	10:20.343	5	1:46.885	21.820	35.309	49.756	165.3	10:23.195
6	1:45.429	21.677	34.827	48.925	167.6	12:05.772	6	1:46.140	22.917	35.021	48.202	166.5	12:09.335
7	1:46.378	21.479	36.659	48.240	166.1	13:52.150	7	1:44.922	21.594	34.896	48.432	168.4	13:54.257
8	1:44.582	21.757	34.625	48.200	169.0	15:36.732	8	1:45.695	21.767	35.458	48.470	167.2	15:39.952
9	1:44.283	21.631	34.489	48.163	169.5	17:21.015	9	1:44.039	21.455	34.254	48.330	169.9	17:23.991
10	1:44.283	21.448	34.591	48.244	169.5	19:05.298	10	1:44.166	21.476	34.529	48.161	169.7	19:08.157
11	1:50.468	21.554	35.713	53.201	160.0	20:55.766	11	1:51.011	21.622	35.551	53.838	159.2	20:59.168

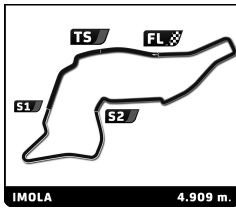


Porsche Sixt Carrera Cup Deutschland  
6 Hours of Imola  
Race 2

Sector Analysis

— Invalidated Lap    ■ Personal Best    ■ Session Best    B Crossing the pit lane

Lap	Time	Sector 1	Sector 2	Sector 3	Kph	Elapsed	Lap	Time	Sector 1	Sector 2	Sector 3	Kph	Elapsed
<b>17</b> Gustav Bergström SWE Team Proton Porsche 911 Cup (992.2)							<b>27</b> Matheus Ferreira BRA Team GP Elite Porsche 911 Cup (992.2)						
1	2:18.845	28.721	42.408	1:07.716	121.6	2:18.845	1	2:08.120	25.213	38.461	1:04.446	131.8	2:08.120
2	2:43.046	37.924	58.206	1:06.916	108.4	5:01.891	2	2:49.033	38.689	59.829	1:10.515	104.5	4:57.153
3	1:46.203	21.951	35.180	49.072	166.4	6:48.094	3	1:44.593	21.756	34.657	48.180	169.0	6:41.746
4	1:47.246	22.362	35.856	49.028	164.8	8:35.340	4	1:43.796	21.430	34.410	47.956	170.3	8:25.542
5	1:47.773	22.256	35.072	50.445	164.0	10:23.113	5	1:43.539	21.466	34.353	47.720	170.7	10:09.081
6	1:45.563	22.673	34.713	48.177	167.4	12:08.676	6	1:43.687	21.367	34.396	47.924	170.4	11:52.768
7	1:45.033	21.454	34.985	48.594	168.3	13:53.709	7	1:43.463	21.251	34.368	47.844	170.8	13:36.231
8	1:46.653	22.652	35.464	48.537	165.7	15:40.362	8	1:43.568	21.265	34.383	47.920	170.6	15:19.799
9	1:44.291	21.455	34.575	48.261	169.5	17:24.653	9	1:43.500	21.164	34.340	47.996	170.7	17:03.299
10	1:44.040	21.338	34.616	48.086	169.9	19:08.693	10	1:43.733	21.297	34.432	48.004	170.4	18:47.032
11	1:52.507	21.401	35.870	55.236	157.1	21:01.200	11	1:53.427	21.275	34.305	57.847	155.8	20:40.459
<b>22</b> Rey King GBR ID Racing Porsche 911 Cup (992.2)							<b>28</b> Aldo Festante ITA Target Porsche 911 Cup (992.2)						
1	2:26.292	30.791	46.382	1:09.119	115.4	2:26.292	1	2:10.492	27.023	38.864	1:04.605	129.4	2:10.492
2	2:41.167	37.465	57.793	1:05.909	109.7	5:07.459	2	2:48.263	38.940	59.723	1:09.600	105.0	4:58.755
3	1:46.452	22.088	35.392	48.972	166.0	6:53.911	3	1:44.835	21.891	34.702	48.242	168.6	6:43.590
4	1:46.227	21.778	35.098	49.351	166.4	8:40.138	4	1:46.521	21.649	35.493	49.379	165.9	8:30.111
5	1:46.227	22.003	35.444	48.780	166.4	10:26.365	5	2:13.379	22.392	1:02.866	48.121	132.5	10:43.490
6	1:46.186	21.923	35.261	49.002	166.4	12:12.551	6	1:43.781	21.413	34.383	47.985	170.3	12:27.271
7	1:47.024	22.011	35.595	49.418	165.1	13:59.575	7	1:43.221	21.289	34.130	47.802	171.2	14:10.492
8	1:45.889	22.197	35.151	48.541	166.9	15:45.464	8	1:43.685	21.374	34.464	47.847	170.4	15:54.177
9	1:45.040	21.505	34.976	48.559	168.2	17:30.504	9	1:43.561	21.371	34.171	48.019	170.6	17:37.738
10	1:45.318	21.628	34.808	48.882	167.8	19:15.822	10	1:43.619	21.233	34.413	47.973	170.6	19:21.357
<b>23</b> Samer Shahin AUS GP Elite Porsche 911 Cup (992.2)							<b>31</b> Sebastian Freymuth DEU Laptime-Performance Porsche 911 Cup (992.2)						
1	2:27.593	30.602	48.093	1:08.898	114.4	2:27.593	1	2:19.883	29.050	42.823	1:08.010	120.7	2:19.883
2	2:40.230	37.228	57.642	1:05.360	110.3	5:07.823	2	2:42.414	38.306	57.453	1:06.655	108.8	5:02.297
3	1:47.492	22.379	35.890	49.223	164.4	6:55.315	3	1:45.871	21.806	35.101	48.964	166.9	6:48.168
4	1:45.975	21.959	34.990	49.026	166.8	8:41.290	4	1:46.488	22.329	35.522	48.637	166.0	8:34.656
5	1:46.136	21.911	35.372	48.853	166.5	10:27.426	5	1:45.212	21.431	35.115	48.666	168.0	10:19.868
6	1:46.778	21.815	36.168	48.795	165.5	12:14.204	6	1:46.368	21.479	35.213	49.676	166.1	12:06.236
7	1:46.028	21.669	35.198	49.161	166.7	14:00.232	7	1:47.033	21.438	37.219	48.376	165.1	13:53.269
8	1:45.943	22.060	35.200	48.683	166.8	15:46.175	8	1:46.163	22.612	35.300	48.251	166.5	15:39.432
9	1:46.426	21.656	34.960	49.810	166.1	17:32.601	9	1:43.821	21.284	34.336	48.201	170.2	17:23.253
10	1:45.252	21.600	34.812	48.840	167.9	19:17.853	10	1:44.135	21.380	34.543	48.212	169.7	19:07.388
11	1:49.037	22.958	35.993	50.086	162.1	21:06.890	11	1:51.067	21.280	35.805	53.982	159.1	20:58.455
<b>25</b> Wouter Boerekamps NLD Team GP Elite Porsche 911 Cup (992.2)							<b>32</b> Tim Reiter DEU Looping by CarTech Porsche 911 Cup (992.2)						
1	2:08.662	26.209	38.103	1:04.350	131.3	2:08.662	1	2:24.757	30.169	45.564	1:09.024	116.7	2:24.757
2	2:48.836	38.740	59.718	1:10.378	104.7	4:57.498	2	2:40.564	37.359	57.941	1:05.264	110.1	5:05.321
3	1:44.563	21.758	34.732	48.073	169.0	6:42.061	3	1:47.413	22.257	35.765	49.391	164.5	6:52.734
4	1:43.836	21.485	34.481	47.870	170.2	8:25.897	4	1:45.727	21.901	34.862	48.964	167.2	8:38.461
5	1:43.973	21.351	34.507	48.115	170.0	10:09.870	5	1:46.223	21.950	35.326	48.947	166.4	10:24.684
6	1:44.231	21.816	34.428	47.987	169.6	11:54.101	6	1:46.935	21.978	36.135	48.822	165.3	12:11.619
7	1:43.770	21.345	34.394	48.031	170.3	13:37.871	7	1:46.205	22.393	35.081	48.731	166.4	13:57.824
8	1:44.265	21.308	34.411	48.546	169.5	15:22.136	8	1:45.482	21.727	35.112	48.643	167.5	15:43.306
9	1:43.537	21.227	34.416	47.894	170.7	17:05.673	9	1:45.745	21.700	35.163	48.882	167.1	17:29.051
10	1:43.745	21.432	34.427	47.886	170.3	18:49.418	10	1:45.907	21.649	35.346	48.912	166.9	19:14.958
11	1:51.587	21.434	34.351	55.802	158.4	20:41.005	11	1:49.301	21.822	35.846	51.633	161.7	21:04.259

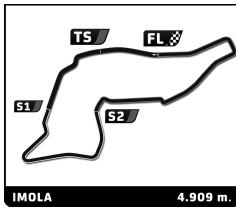


Porsche Sixt Carrera Cup Deutschland  
6 Hours of Imola  
Race 2

Sector Analysis

— Invalidated Lap    ■ Personal Best    ■ Session Best    B Crossing the pit lane

Lap	Time	Sector 1	Sector 2	Sector 3	Kph	Elapsed	Lap	Time	Sector 1	Sector 2	Sector 3	Kph	Elapsed		
<b>34</b>	<b>Dirk Schouten</b>	NLD						<b>57</b>	<b>Gustav Burton</b>	GBR					
Looping by CarTech							Forch Racing by Atlas Ward								
Porsche 911 Cup (992.2)							Porsche 911 Cup (992.2)								
1	2:09.396	26.504	38.331	1:04.561	130.5	2:09.396	1	2:12.790	27.588	40.147	1:05.055	127.2	2:12.790		
2	2:48.512	38.575	59.846	1:10.091	104.9	4:57.908	2	2:46.904	38.897	59.587	1:08.420	105.9	4:59.694		
3	1:45.203	21.797	34.952	48.454	168.0	6:43.111	3	1:45.078	21.810	34.945	48.323	168.2	6:44.772		
4	1:46.075	22.004	35.450	48.621	166.6	8:29.186	4	1:46.133	21.424	35.239	49.470	166.5	8:30.905		
5	1:43.961	21.447	34.461	48.053	170.0	10:13.147	5	1:45.131	21.736	35.242	48.153	168.1	10:16.036		
6	1:44.459	21.885	34.520	48.054	169.2	11:57.606	6	1:43.819	21.456	34.321	48.042	170.2	11:59.855		
7	<b>1:43.783</b>	21.389	34.430	47.964	170.3	13:41.389	7	1:43.655	21.329	34.406	47.920	170.5	13:43.510		
8	1:43.862	21.253	34.619	47.990	170.2	15:25.251	8	1:43.698	21.393	34.402	47.903	170.4	15:27.208		
9	1:43.803	21.300	34.687	<b>47.816</b>	170.2	17:09.054	9	<b>1:43.463</b>	<b>21.160</b>	34.353	47.950	170.8	17:10.671		
10	1:43.896	21.392	<b>34.348</b>	48.156	170.1	18:52.950	10	1:43.559	21.442	<b>34.320</b>	<b>47.797</b>	170.7	18:54.230		
11	1:49.717	<b>21.225</b>	34.434	54.058	161.1	20:42.667	11	1:52.007	21.257	34.366	56.384	157.8	20:46.237		
<b>44</b>	<b>Theo Oeverhaus</b>	DEU						<b>65</b>	<b>Sam Jongejan</b>	NLD					
ID Racing							Team75 Bernhard								
Porsche 911 Cup (992.2)							Porsche 911 Cup (992.2)								
1	2:06.013	24.476	36.924	1:04.613	134.0	2:06.013	1	2:09.991	26.656	38.708	1:04.627	129.9	2:09.991		
2	2:49.492	39.158	59.382	1:10.952	104.3	4:55.505	2	2:48.227	38.657	1:00.072	1:09.498	105.1	4:58.218		
3	1:44.369	21.708	34.433	48.228	169.3	6:39.874	3	1:45.015	21.668	34.949	48.398	168.3	6:43.233		
4	1:43.866	21.461	34.260	48.145	170.1	8:23.740	4	1:45.201	21.851	35.247	48.103	168.0	8:28.434		
5	1:43.409	21.320	<b>34.187</b>	47.902	170.9	10:07.149	5	1:43.952	21.588	34.302	48.062	170.0	10:12.386		
6	1:43.692	21.383	34.441	47.868	170.4	11:50.841	6	1:44.365	21.538	34.600	48.227	169.3	11:56.751		
7	<b>1:43.296</b>	21.286	34.239	<b>47.771</b>	171.1	13:34.137	7	<b>1:43.810</b>	21.523	34.341	<b>47.946</b>	170.2	13:40.561		
8	1:43.771	21.329	34.507	47.935	170.3	15:17.908	8	1:44.117	21.455	34.575	48.087	169.7	15:24.678		
9	1:43.375	21.366	34.218	47.791	171.0	17:01.283	9	1:43.871	<b>21.319</b>	34.567	47.985	170.1	17:08.549		
10	1:43.512	21.277	34.338	47.897	170.7	18:44.795	10	1:43.827	21.428	34.360	48.039	170.2	18:52.376		
11	1:52.691	<b>21.263</b>	34.211	57.217	156.8	20:37.486	11	1:49.485	21.581	<b>34.227</b>	53.677	161.4	20:41.861		
<b>54</b>	<b>Michael Essmann</b>	DEU						<b>66</b>	<b>Montego Maassen</b>	DEU					
Team75 Bernhard							Forch Racing by Atlas Ward								
Porsche 911 Cup (992.2)							Porsche 911 Cup (992.2)								
1	2:25.185	30.295	45.971	1:08.919	116.3	2:25.185	1	2:16.980	28.369	41.571	1:07.040	123.3	2:16.980		
2	2:40.318	37.329	57.941	1:05.048	110.2	5:05.503	2	2:44.250	38.124	58.570	1:07.556	107.6	5:01.230		
3	1:46.485	22.188	35.500	48.797	166.0	6:51.988	3	1:45.384	21.864	34.834	48.686	167.7	6:46.614		
4	1:45.447	21.728	<b>34.965</b>	48.754	167.6	8:37.435	4	1:45.192	21.509	34.614	49.069	168.0	8:31.806		
5	1:46.808	<b>21.565</b>	35.569	49.674	165.5	10:24.243	5	1:46.979	21.656	36.011	49.312	165.2	10:18.785		
6	1:46.671	22.285	35.993	<b>48.393</b>	165.7	12:10.914	6	1:46.198	21.982	35.164	49.052	166.4	12:04.983		
7	1:45.536	21.582	35.290	48.664	167.5	13:56.450	7	1:45.637	22.110	35.289	48.238	167.3	13:50.620		
8	1:46.006	22.217	35.075	48.714	166.7	15:42.456	8	<b>1:44.129</b>	<b>21.445</b>	34.495	48.189	169.7	15:34.749		
9	<b>1:45.359</b>	21.739	34.988	48.632	167.7	17:27.815	9	1:44.167	21.456	<b>34.487</b>	<b>48.224</b>	169.7	17:18.916		
10	1:47.244	22.611	35.261	49.372	164.8	19:15.059	10	1:44.497	21.692	34.638	<b>48.167</b>	169.1	19:03.413		
11	1:49.564	21.890	35.937	51.737	161.3	21:04.623	11	1:48.340	21.478	35.072	51.790	163.1	20:51.753		
<b>56</b>	<b>Alexandra Vateva</b>	BGR						<b>77</b>	<b>Louis Perrot</b>	FRA					
Target Competition							Forch Racing by Atlas Ward								
Porsche 911 Cup (992.2)							Porsche 911 Cup (992.2)								
1	2:28.486	30.533	49.140	1:08.813	113.7	2:28.486	1	2:42.247	<b>B</b> 29.861	47.918	1:24.468	104.1	2:42.247		
2	2:39.515	37.284	57.226	1:05.005	110.8	5:08.001	2	2:37.866	1:13.831	35.402	48.633	111.9	5:20.113		
3	1:46.475	22.438	35.202	48.835	166.0	6:54.476	3	1:44.743	21.830	34.776	48.137	168.7	7:04.856		
4	1:45.845	21.929	35.054	48.862	167.0	8:40.321	4	1:44.790	21.488	34.909	48.393	168.6	8:49.646		
5	1:46.328	22.182	35.462	48.684	166.2	10:26.649	5	1:44.791	21.752	34.954	48.085	168.6	10:34.437		
6	1:46.456	22.027	35.873	48.556	166.0	12:13.105	6	1:44.447	21.409	34.829	48.209	169.2	12:18.884		
7	1:46.399	21.733	35.491	49.175	166.1	13:59.504	7	1:44.352	21.341	34.652	48.359	169.4	14:03.236		
8	1:45.187	22.042	<b>34.715</b>	<b>48.430</b>	168.0	15:44.691	8	<b>1:43.838</b>	<b>21.317</b>	34.646	<b>47.875</b>	170.2	15:47.074		
9	<b>1:44.948</b>	<b>21.671</b>	34.780	48.497	168.4	17:29.639	9	1:44.668	21.329	34.581	48.758	168.8	17:31.742		
10	1:45.722	21.770	34.900	49.052	167.2	19:15.361	10	1:44.276	21.715	<b>34.565</b>	47.996	169.5	19:16.018		
11	1:49.571	22.055	36.078	51.438	161.3	21:04.932									



Porsche Sixt Carrera Cup Deutschland  
6 Hours of Imola  
Race 2

Sector Analysis

— Invalidated Lap    ■ Personal Best    ■ Session Best    B Crossing the pit lane

Lap	Time	Sector 1	Sector 2	Sector 3	Kph	Elapsed	Lap	Time	Sector 1	Sector 2	Sector 3	Kph	Elapsed		
<b>88</b>	<b>Daniel Ros</b>							SWE	4	1:46.257	21.506	35.476	49.275	166.3	8:30.173
	Team Proton							Porsche 911 Cup (992.2)	5	1:44.405	22.154	34.444	47.807	169.3	10:14.578
1	2:15.154	28.206	40.409	1:06.539	125.0	2:15.154	6	1:43.663	21.619	34.285	<b>47.759</b>	170.5	11:58.241		
2	2:45.160	37.939	59.505	1:07.716	107.0	5:00.314	7	<b>1:43.411</b>	21.333	34.288	47.790	170.9	13:41.652		
3	1:45.523	21.791	34.890	48.842	167.5	6:45.837	8	1:43.913	21.295	34.552	48.066	170.1	15:25.565		
4	1:45.461	21.499	34.625	49.337	167.6	8:31.298	9	1:44.444	<b>21.235</b>	35.333	47.876	169.2	17:10.009		
5	1:46.413	21.771	36.029	48.613	166.1	10:17.711	10	1:43.548	21.334	<b>34.180</b>	48.034	170.7	18:53.557		
6	1:44.222	21.444	34.526	48.252	169.6	12:01.933	11	1:50.456	21.285	34.418	54.753	160.0	20:44.013		
7	1:44.134	21.469	34.462	48.203	169.7	13:46.067									
8	1:44.099	21.507	<b>34.327</b>	48.265	169.8	15:30.166									
9	1:43.844	21.314	34.558	47.972	170.2	17:14.010									
10	<b>1:43.831</b>	<b>21.295</b>	34.599	<b>47.937</b>	170.2	18:57.841									
11	1:50.385	21.363	34.415	54.607	160.1	20:48.226									
<b>91</b>	<b>Gian Luca Tüccaroglu</b>							DEU							
	Team75 Bernhard							Porsche 911 Cup (992.2)							
1	2:11.963	27.124	39.871	1:04.968	128.0	2:11.963									
2	2:47.363	38.880	59.690	1:08.793	105.6	4:59.326									
3	<b>1:45.056</b>	21.807	<b>34.848</b>	<b>48.401</b>	168.2	6:44.382									
4	1:46.365	<b>21.512</b>	35.278	49.575	166.1	8:30.747									
5	1:47.295	21.807	36.359	49.129	164.7	10:18.042									
6	1:46.587	21.947	35.603	49.037	165.8	12:04.629									
<b>95</b>	<b>Joseph Warhurst</b>							GBR							
	Target							Porsche 911 Cup (992.2)							
1	2:17.547	28.457	42.013	1:07.077	122.8	2:17.547									
2	2:43.800	38.376	58.556	1:06.868	107.9	5:01.347									
3	1:45.667	22.173	34.784	48.710	167.2	6:47.014									
4	1:45.033	21.595	34.677	48.761	168.3	8:32.047									
5	1:46.900	22.007	35.617	49.276	165.3	10:18.947									
6	1:46.349	21.968	35.361	49.020	166.2	12:05.296									
7	1:45.740	21.927	35.613	48.200	167.1	13:51.036									
8	<b>1:44.121</b>	<b>21.423</b>	<b>34.445</b>	48.253	169.7	15:35.157									
9	1:44.321	21.510	34.647	<b>48.164</b>	169.4	17:19.478									
10	1:44.437	21.477	34.769	48.191	169.2	19:03.915									
11	1:50.272	21.510	35.670	53.092	160.3	20:54.187									
<b>98</b>	<b>Nick Ho</b>							NLD							
	Team GP Elite							Porsche 911 Cup (992.2)							
1	2:21.979	29.435	43.851	1:08.693	118.9	2:21.979									
2	2:41.175	37.557	57.871	1:05.747	109.6	5:03.154									
3	1:46.200	22.055	34.921	49.224	166.4	6:49.354									
4	1:46.348	21.717	35.538	49.093	166.2	8:35.702									
5	1:47.370	22.137	34.981	50.252	164.6	10:23.072									
6	1:44.703	22.149	34.694	<b>47.860</b>	168.8	12:07.775									
7	1:45.229	21.378	35.592	48.259	167.9	13:53.004									
8	1:45.568	22.571	<b>34.586</b>	48.411	167.4	15:38.572									
9	1:44.059	21.404	34.621	48.034	169.8	17:22.631									
10	<b>1:43.969</b>	21.384	34.637	47.948	170.0	19:06.600									
11	1:51.094	<b>21.339</b>	35.548	54.207	159.1	20:57.694									
<b>99</b>	<b>Marcus Amand</b>							FIN							
	Proton Competition							Porsche 911 Cup (992.2)							
1	2:11.024	27.060	39.342	1:04.622	128.9	2:11.024									
2	2:47.855	39.022	59.642	1:09.191	105.3	4:58.879									
3	1:45.037	21.881	34.832	48.324	168.2	6:43.916									