

# Legends of Le Mans



## TotalEnergies 6 Hours of Spa-Francorchamps

### Free Practice 2

### Sector Analysis

— Invalidated Lap    ■ Personal Best    ■ Session Best    B Crossing the pit lane

Lap	Time	Sector 1	Sector 2	Sector 3	Kph	Elapsed	Lap	Time	Sector 1	Sector 2	Sector 3	Kph	Elapsed		
<b>4</b>	<b>Shaun LYNN</b> GBR BBM Sport Peugeot 908 HDI FAP 2008							<b>13</b>	<b>Prof. Wolfgang HENSELER</b> GER Komo-TeC GmbH Lotus Evora GTE 2011						
1	3:13.993	1:24.890	1:10.356	38.747	127.7	3:13.993	1	3:25.592	1:18.401	1:14.974	52.217	120.5	3:25.592		
2	2:17.448	38.535	1:04.459	34.454	183.4	5:31.441	2	3:46.713	1:49.945	1:15.860	40.908	111.2	7:12.305		
3	2:14.456	37.740	1:02.987	33.729	187.5	7:45.897	3	2:36.732	43.985	1:12.788	39.959	160.9	9:49.037		
4	2:12.129	37.111	1:01.540	33.478	190.8	9:58.026	4	2:34.422	<b>43.157</b>	1:11.368	39.897	163.3	12:23.459		
5	2:14.561	38.092	1:02.236	34.233	187.4	12:12.587	5	2:35.607	43.665	1:11.302	40.640	162.0	14:59.066		
6	2:09.427	36.642	1:00.123	32.662	194.8	14:22.014	6	2:43.455	<b>43.398</b>	1:11.006	49.051	154.3	17:42.521		
7	2:27.539	<b>39.271</b>	1:02.573	45.695	170.9	16:49.553	7	5:51.150	3:57.813	1:13.221	40.116	71.8	23:33.671		
8	5:27.462	3:55.113	59.728	32.621	77.0	22:17.015	8	2:33.716	43.621	1:10.404	<b>39.691</b>	164.0	26:07.387		
9	2:07.695	35.642	58.867	33.186	197.5	24:24.710	9	<b>2:33.455</b>	43.528	<b>1:09.776</b>	40.151	164.3	28:40.842		
10	<b>2:04.255</b>	35.349	57.412	<b>31.494</b>	202.9	26:28.965	10	2:40.506	46.235	1:13.021	41.250	157.1	31:21.348		
11	2:13.068	<b>35.163</b>	1:03.307	34.598	189.5	28:42.033									
12	2:05.483	35.330	<b>57.359</b>	32.794	200.9	30:47.516									
<b>5</b>	<b>Michel FREY</b> SUI Race Performance Lola B07/18 2007							<b>18</b>	<b>Michael DOPPELMAYR</b> AUT Rinaldi Racing Ligier JS P2 2014						
1	3:37.078	1:55.777	1:07.064	34.237	114.1	3:37.078	1	2:39.867	<b>42.181</b>	1:11.357	46.329	155.0	2:39.867		
2	2:13.793	37.819	1:02.065	33.909	188.5	5:50.871	2	5:10.010	3:28.162	1:06.259	35.589	81.3	7:49.877		
3	2:12.830	37.019	1:02.154	33.657	189.8	8:03.701	3	2:15.815	39.055	1:02.227	34.533	185.7	10:05.692		
4	2:10.773	36.917	1:00.515	33.341	192.8	10:14.474	4	<b>2:13.627</b>	<b>38.522</b>	<b>1:00.857</b>	<b>34.248</b>	188.7	12:19.319		
5	2:09.641	36.758	59.859	33.024	194.5	12:24.115	5	2:23.541	<b>38.563</b>	1:02.120	42.858	175.7	14:42.860		
6	<b>2:22.793</b>	<b>36.909</b>	1:00.768	45.116	176.6	14:46.908	6	5:41.873	3:47.872	1:13.887	40.114	73.8	20:24.733		
7	7:50.147	6:03.997	1:11.363	34.787	53.6	22:37.055	7	2:28.834	41.382	1:08.676	38.776	169.4	22:53.567		
8	2:11.278	36.862	1:00.396	34.020	192.1	24:48.333	8	2:27.787	41.505	1:07.914	38.368	170.6	25:21.354		
9	<b>2:08.111</b>	<b>36.719</b>	<b>58.654</b>	<b>32.738</b>	196.8	26:56.444	9	2:27.895	40.661	1:08.893	38.341	170.5	27:49.249		
10	<b>2:21.312</b>	<b>39.664</b>	1:05.285	36.363	178.4	29:17.756	10	2:26.324	40.724	1:07.283	38.317	172.3	30:15.573		
11	<b>2:21.505</b>	<b>36.627</b>	1:02.875	42.003	178.2	31:39.261									
<b>6</b>	<b>Stuart WILTSHIRE</b> GBR BBM Sport Peugeot 908 2011							<b>21</b>	<b>Jean-Baptiste LAHAYE</b> FRA JMB Classic Pescarolo 01 2008						
1	2:47.068	52.090	1:17.141	37.837	148.3	2:47.068	1	2:50.424	1:01.766	1:11.273	37.385	145.4	2:50.424		
2	2:20.441	38.391	1:05.448	36.602	179.5	5:07.509	2	2:18.743	39.803	1:03.947	34.993	181.7	5:09.167		
3	2:15.096	37.217	1:03.194	34.685	186.6	7:22.605	3	2:26.871	<b>39.171</b>	1:04.265	43.435	171.7	7:36.038		
4	2:15.948	37.229	1:03.694	35.025	185.5	9:38.553	4	8:01.204	6:18.847	1:06.964	35.393	52.4	15:37.242		
5	2:12.821	37.361	1:01.531	33.929	189.8	11:51.374	5	2:16.902	38.764	1:03.612	34.526	184.2	17:54.144		
6	2:11.491	36.726	1:00.838	33.927	191.8	14:02.865	6	2:14.633	37.972	1:02.703	33.958	187.3	20:08.777		
7	<b>2:09.543</b>	<b>36.407</b>	<b>59.667</b>	<b>33.469</b>	194.6	16:12.408	7	2:13.273	38.512	1:00.808	33.953	189.2	22:22.050		
8	2:21.847	<b>37.121</b>	1:01.217	43.509	177.8	18:34.255	8	<b>2:11.396</b>	<b>37.724</b>	<b>59.890</b>	<b>33.782</b>	191.9	24:33.446		
							9	2:22.480	<b>38.419</b>	1:02.493	41.568	177.0	26:55.926		
<b>8</b>	<b>Kriton LENDOUIS</b> GRE BBM Sport Peugeot 908 HDI FAP 2008							<b>25</b>	<b>Franz WUNDERLICH</b> GER Fanta Racing Legend by code classic Aston Martin Vantage AMR 2020						
1	3:39.336	1:56.845	1:07.414	35.077	113.0	3:39.336	1	3:06.854	1:10.626	1:14.845	41.383	132.6	3:06.854		
2	2:14.115	37.674	1:02.823	33.618	188.0	5:53.451	2	2:35.038	43.954	1:11.765	39.319	162.6	5:41.892		
3	2:13.377	36.689	1:02.786	33.902	189.0	8:06.828	3	2:32.597	42.537	1:11.001	39.059	165.2	8:14.489		
4	2:09.452	36.539	59.970	32.943	194.8	10:16.280	4	2:30.903	42.403	1:09.725	38.775	167.1	10:45.392		
5	2:08.852	36.068	1:00.091	32.693	195.7	12:25.132	5	2:31.746	42.672	1:09.687	39.387	166.2	13:17.138		
6	2:23.163	<b>37.083</b>	1:00.727	45.353	176.1	14:48.295	6	2:31.766	41.994	1:10.471	39.301	166.1	15:48.904		
7	4:18.785	2:45.309	1:00.392	33.084	97.4	19:07.080	7	2:42.737	<b>42.306</b>	1:10.855	49.576	154.9	18:31.641		
8	2:07.958	35.797	59.260	32.901	197.1	21:15.038	8	5:19.831	3:29.632	1:11.539	38.660	78.8	23:51.472		
9	2:09.329	35.636	1:01.350	32.343	195.0	23:24.367	9	<b>2:29.702</b>	42.375	1:08.996	<b>38.331</b>	168.4	26:21.174		
10	2:06.330	35.815	58.652	<b>31.863</b>	199.6	25:30.697	10	2:30.475	42.140	1:09.631	38.704	167.6	28:51.649		
11	2:07.891	35.518	1:00.413	31.960	197.2	27:38.588	11	2:30.958	<b>41.860</b>	<b>1:08.749</b>	40.349	167.0	31:22.607		
12	<b>2:05.877</b>	35.595	<b>58.413</b>	31.869	200.3	29:44.465									
13	2:20.941	<b>35.416</b>	59.266	46.259	178.9	32:05.406									
<b>28</b>	<b>Alexandre LEROY</b> FRA IDEC SPORT Ligier JS P2 2014														
1	2:57.568	1:16.516	1:05.927	35.125	139.5	2:57.568									
2	2:18.316	38.853	1:04.031	35.432	182.3	5:15.884									



# Legends of Le Mans


## TotalEnergies 6 Hours of Spa-Francorchamps

### Free Practice 2

### Sector Analysis

— Invalidated Lap    ■ Personal Best    ■ Session Best    B Crossing the pit lane

Lap	Time	Sector 1	Sector 2	Sector 3	Kph	Elapsed	Lap	Time	Sector 1	Sector 2	Sector 3	Kph	Elapsed	
3	2:15.820	39.127	1:02.195	34.498	185.6	7:31.704	6	2:33.030	43.044	1:11.174	38.812	164.8	19:26.512	
4	2:15.987	38.167	1:02.941	34.879	185.4	9:47.691	7	2:29.687	41.686	1:09.331	38.670	168.4	21:56.199	
5	2:13.809	38.264	1:01.495	34.050	188.4	12:01.500	8	2:28.707	41.565	1:08.970	38.172	169.6	24:24.906	
6	2:13.159	38.037	1:01.089	34.033	189.4	14:14.659	9	2:28.645	42.200	1:08.404	38.041	169.6	26:53.551	
7	2:23.732B	37.969	1:03.121	42.642	175.4	16:38.391	10	2:33.128	41.769	1:11.831	39.528	164.7	29:26.679	
8	4:05.112	2:29.143	1:01.890	34.079	102.9	20:43.503	11	2:34.871	41.210	1:10.045	43.616	162.8	32:01.550	
9	2:12.917	37.984	1:00.890	34.043	189.7	22:56.420								
10	2:12.493	38.163	1:00.251	34.079	190.3	25:08.913								
11	2:12.021	37.858	1:00.070	34.093	191.0	27:20.934								
12	2:11.860	38.128	59.795	33.937	191.2	29:32.794								
13	2:13.984	37.717	1:01.990	34.277	188.2	31:46.778								
<b>33</b>	<b>Alfie BRIGGS</b> GBR							<b>41</b>	<b>David CHENG</b> USA					
	BBM Sport Lola B11/83 2011								Greaves Motorsport Gibson 015 S 2015					
1	18:17.917B	...	1:31.887	47.351	22.6	18:17.917	1	2:38.600	48.919	1:09.761	39.920	156.2	2:38.600	
2	3:51.017	2:02.245	1:10.738	38.034	109.1	22:08.934	2	2:37.313B	41.182	1:09.117	47.014	160.3	5:15.913	
3	2:23.275	40.657	1:06.463	36.155	176.0	24:32.209	3	5:49.958	4:07.201	1:06.699	36.058	72.0	11:05.871	
4	2:21.348	39.693	1:05.715	35.940	178.4	26:53.557	4	2:20.891	39.153	1:06.198	35.540	179.0	13:26.762	
5	2:20.045	39.518	1:04.864	35.663	180.0	29:13.602	5	2:19.154	39.191	1:04.291	35.672	181.2	15:45.916	
<b>35</b>	<b>Pierre EHRET</b> GER							6	2:18.617	38.498	1:05.133	34.986	181.9	18:04.533
	Rinaldi Racing Ligier JS P2 2014							7	2:17.467	38.502	1:03.192	35.773	183.4	20:22.000
1	2:49.715	1:00.968	1:10.608	38.139	146.0	2:49.715	8	2:18.178	38.477	1:04.338	35.363	182.5	22:40.178	
2	2:27.980	40.742	1:10.630	36.608	170.4	5:17.695	9	2:24.455B	38.488	1:03.265	42.702	174.5	25:04.633	
3	2:20.424	39.823	1:04.578	36.023	179.6	7:38.119	10	3:58.795	2:20.543	1:03.429	34.823	105.6	29:03.428	
4	2:19.066	39.233	1:04.274	35.559	181.3	9:57.185	11	2:19.137	38.410	1:02.563	38.164	181.2	31:22.565	
5	2:19.350	38.925	1:04.896	35.529	180.9	12:16.535								
6	2:19.732	39.482	1:03.380	36.870	180.4	14:36.267								
7	2:18.159	39.434	1:03.201	35.524	182.5	16:54.426								
8	2:33.106B	39.474	1:06.965	46.667	164.7	19:27.532								
9	4:06.274	2:30.351	1:01.562	34.361	102.4	23:33.806								
10	2:11.386	38.199	59.536	33.651	191.9	25:45.192								
11	2:10.233	37.715	59.007	33.511	193.6	27:55.425								
12	2:12.133	37.770	59.062	35.301	190.8	30:07.558								
<b>37</b>	<b>Marcel AEBI</b> SUI							<b>46</b>	<b>Evgeny KIREEV</b> CYP					
	Race Performance Lola B06/10 2007								Front Row Racing Oreca 05 2015					
1	2:34.783	52.468	1:06.478	35.837	160.1	2:34.783	1	2:30.015	44.680	1:03.495	41.840	165.1	2:30.015	
2	2:14.672	38.044	1:02.618	34.010	187.2	4:49.455	2	2:12.775	38.473	1:00.101	34.201	189.9	4:42.790	
3	2:13.499	37.497	1:02.149	33.853	188.9	7:02.954	3	2:13.044	38.476	1:00.256	34.312	189.5	6:55.834	
4	2:28.154B	42.153	1:02.216	43.785	170.2	9:31.108	4	2:11.185	37.934	59.396	33.855	192.2	9:07.019	
5	4:37.056	3:01.735	1:01.746	33.575	91.0	14:08.164	5	2:18.122B	37.768	59.005	41.349	182.5	11:25.141	
6	2:12.550	37.315	1:01.582	33.653	190.2	16:20.714	6	5:08.306	3:24.199	1:07.448	36.659	81.8	16:33.447	
7	2:19.234	37.454	1:07.682	34.098	181.1	18:39.948	7	2:23.345	39.948	1:07.380	36.017	175.9	18:56.792	
8	2:13.934	37.934	1:02.272	33.728	188.3	20:53.882	8	2:20.246	39.615	1:05.207	35.424	179.8	21:17.038	
9	2:12.333	37.401	1:01.493	33.439	190.5	23:06.215	9	2:18.962	39.302	1:04.087	35.573	181.4	23:36.000	
10	2:13.915	37.912	1:01.387	34.616	188.3	25:20.130	10	2:18.706	40.396	1:03.215	35.095	181.8	25:54.706	
11	2:38.757B	37.674	1:02.402	58.681	158.8	27:58.887	11	2:16.945	38.958	1:03.140	34.847	184.1	28:11.651	
12	3:39.324	1:58.303	1:03.092	37.929	115.0	31:38.211	12	2:18.950	39.725	1:04.164	35.061	181.5	30:30.601	
<b>39</b>	<b>Mark DRAIN</b> GBR							<b>47</b>	<b>Andy CUMMINGS</b> GBR					
	WA Motorsport Honda HPD ARX 04 2015								JWA Motorsport Morgan Nissan 2012					
1	2:50.282	1:01.215	1:11.462	37.605	145.5	2:50.282	1	2:30.449	48.576	1:05.639	36.234	164.7	2:30.449	
2	2:25.088	40.934	1:08.016	36.138	173.8	5:15.370	2	2:17.375	38.639	1:02.406	36.330	183.5	4:47.824	
3	2:20.531	40.415	1:04.814	35.302	179.4	7:35.901	3	2:12.110	37.683	1:00.728	33.699	190.9	6:59.934	
4	2:26.660B	39.418	1:04.567	42.675	171.9	10:02.561	4	2:11.485	37.497	1:00.334	33.654	191.8	9:11.419	
5	6:50.921	4:58.795	1:13.220	38.906	61.4	16:53.482	5	2:25.074B	38.051	1:03.754	43.269	173.8	11:36.493	
							6	4:04.160	2:24.298	1:04.912	34.950	103.3	15:40.653	
							7	2:19.795	39.107	1:06.198	34.490	180.4	18:00.448	
							8	2:16.494	38.746	1:03.631	34.117	184.7	20:16.942	
							9	2:15.407	38.114	1:03.113	34.180	186.2	22:32.349	
							10	2:15.453	38.464	1:02.999	33.990	186.1	24:47.802	
							11	2:15.207	38.575	1:02.660	33.972	186.5	27:03.009	
							12	2:16.158	38.305	1:03.206	34.647	185.2	29:19.167	
							13	2:37.668B	39.314	1:04.269	54.085	159.9	31:56.835	
							<b>83</b>	<b>François PERRODO</b> FRA						
								JMB Classic Porsche RS Spyder 2008						
							1	2:38.312	58.179	1:04.604	35.529	156.5	2:38.312	
							2	2:13.199	39.515	59.857	33.827	189.3	4:51.511	
							3	2:11.725	37.968	59.901	33.856	191.4	7:03.236	



**Legends of Le Mans**  
TotalEnergies 6 Hours of Spa-Francorchamps  
Free Practice 2

**Sector Analysis**

— Invalidated Lap    ■ Personal Best    ■ Session Best    B Crossing the pit lane

Lap	Time	Sector 1	Sector 2	Sector 3	Kph	Elapsed	Lap	Time	Sector 1	Sector 2	Sector 3	Kph	Elapsed
4	2:11.524	38.560	59.126	33.838	191.7	9:14.760							
5	<b>2:09.861</b>	37.845	58.173	33.843	194.2	11:24.621							
6	2:16.352 B	<b>37.811</b>	<b>58.029</b>	40.512	184.9	13:40.973							
7	4:37.228	2:57.964	1:03.578	35.686	91.0	18:18.201							
8	2:14.160	39.004	1:00.741	34.415	187.9	20:32.361							
9	2:13.887	38.295	1:01.393	34.199	188.3	22:46.248							
10	2:11.416	38.013	59.257	34.146	191.9	24:57.664							
11	2:10.899	38.186	58.933	<b>33.780</b>	192.6	27:08.563							
12	2:14.998	38.260	1:00.567	36.171	186.8	29:23.561							
13	2:15.094	38.063	1:00.682	36.349	186.6	31:38.655							

98 Eric DE DONCKER		BEL				
Motorsport 98		OAK-Pescarolo 1 2012				
1	3:03.258	1:17.592	1:08.971	36.695	135.2	3:03.258
2	2:21.788	40.434	1:05.208	36.146	177.8	5:25.046
3	2:19.672	40.044	1:03.928	35.700	180.5	7:44.718
4	2:28.217 B	40.250	1:03.631	44.336	170.1	10:12.935
5	4:44.924	3:02.247	1:06.097	36.580	88.5	14:57.859
6	2:15.026	39.097	1:01.792	<b>34.137</b>	186.7	17:12.885
7	<b>2:13.250</b>	37.855	1:00.347	35.048	189.2	19:26.135
8	2:20.367 B	<b>37.561</b>	<b>59.112</b>	43.694	179.6	21:46.502
9	5:59.473	4:16.988	1:06.719	35.766	70.1	27:45.975
10	2:34.592 B	39.735	1:04.093	50.764	163.1	30:20.567