

Legends of Le Mans


TotalEnergies 6 Hours of Spa-Francorchamps

Race 1

Sector Analysis

— Invalidated Lap ■ Personal Best ■ Session Best B Crossing the pit lane

Lap	Time	Sector 1	Sector 2	Sector 3	Kph	Elapsed	Lap	Time	Sector 1	Sector 2	Sector 3	Kph	Elapsed		
5	Michel FREY							SUI	17	2:11.686	36.913	1:01.802	32.971	191.5	36:55.689
	Race Performance							Lola B07/18 2007	18	2:12.345	36.244	1:02.365	33.736	190.5	39:08.034
1	2:11.084	36.820	1:00.642	33.622	189.0	2:11.084	19	2:12.352	36.874	1:02.882	32.596	190.5	41:20.386		
2	2:10.749	37.026	1:00.425	33.298	192.8	4:21.833									
3	2:13.442	38.806	1:01.157	33.479	189.0	6:35.275									
4	<u>2:11.347</u>	<u>36.792</u>	1:01.289	33.266	192.0	8:46.622									
5	<u>2:11.256</u>	<u>36.821</u>	1:01.220	33.215	192.1	10:57.878									
6	2:11.500	37.033	1:01.009	33.458	191.7	13:09.378									
7	2:11.242	37.402	1:00.593	33.247	192.1	15:20.620									
8	2:13.042	36.980	1:01.940	34.122	189.5	17:33.662									
9	2:10.812	37.028	1:00.742	33.042	192.8	19:44.474									
10	2:11.098	36.999	1:00.697	33.402	192.3	21:55.572									
11	2:11.866	37.030	1:01.537	33.299	191.2	24:07.438									
12	2:11.750	36.939	1:01.519	33.292	191.4	26:19.188									
13	2:11.089	36.884	1:00.848	33.357	192.3	28:30.277									
14	2:11.242	36.964	1:00.962	33.316	192.1	30:41.519									
15	2:11.291	37.315	1:00.932	33.044	192.0	32:52.810									
16	2:12.910	36.916	1:01.790	34.204	189.7	35:05.720									
17	2:12.423	37.211	1:02.001	33.211	190.4	37:18.143									
18	2:12.938	36.966	1:02.269	33.703	189.7	39:31.081									
19	2:11.830	36.877	1:01.419	33.534	191.3	41:42.911									
6	Stuart WILTSHIRE							GBR	13	Prof. Wolfgang HENSELER					GER
	BBM Sport							Peugeot 908 2011		Komo-TeC GmbH					Lotus Evora GTE 2011
1	<u>2:15.902</u>	<u>38.772</u>	1:02.501	34.629	182.3	2:15.902	1	2:42.564	52.899	1:10.620	39.045	152.4	2:42.564		
2	<u>2:13.554</u>	<u>37.111</u>	1:02.263	34.180	188.8	4:29.456	2	<u>2:32.088</u>	43.516	1:09.648	<u>38.924</u>	165.8	5:14.652		
3	<u>2:12.211</u>	<u>37.003</u>	1:01.419	33.789	190.7	6:41.667	3	2:35.171	44.023	1:10.530	40.618	162.5	7:49.823		
4	2:12.541	36.923	1:01.166	34.452	190.2	8:54.208	4	2:33.297	43.614	1:10.231	39.452	164.5	10:23.120		
5	2:12.380	37.523	1:00.995	33.862	190.5	11:06.588	5	2:42.673	48.184	1:12.872	41.617	155.0	13:05.793		
6	2:12.430	37.370	1:01.118	33.942	190.4	13:19.018	6	2:41.820	46.616	1:14.249	40.955	155.8	15:47.613		
7	2:12.630	37.137	1:01.467	34.026	190.1	15:31.648	7	2:45.707	51.686	1:12.956	41.065	152.2	18:33.320		
8	2:12.226	36.950	1:01.302	33.974	190.7	17:43.874	8	2:38.922	47.031	1:11.473	40.418	158.7	21:12.242		
9	2:12.050	37.021	1:01.451	33.578	190.9	19:55.924	9	2:41.115	44.620	1:13.812	42.683	156.5	23:53.357		
10	2:12.503	37.379	1:01.365	33.759	190.3	22:08.427	10	2:37.505	46.284	1:11.307	39.914	160.1	26:30.862		
11	2:14.446	37.176	1:02.422	34.848	187.5	24:22.873	11	2:36.177	46.299	1:10.204	39.674	161.4	29:07.039		
12	2:14.039	37.020	1:02.813	34.206	188.1	26:36.912	12	2:36.333	46.044	1:10.329	39.960	161.3	31:43.372		
13	2:53.188B	1:06.048	1:03.335	43.805	145.6	29:30.100	13	2:45.932	52.282	1:13.034	40.616	152.0	34:29.304		
8	Kriton LENTOUDIS							GRE	18	Michael DOPPELMAYR					AUT
	BBM Sport							Peugeot 908 HDI FAP 2008		Rinaldi Racing					Ligier JS P2 2014
1	2:11.434	37.139	1:01.550	32.745	188.5	2:11.434	1	2:38.639	49.763	1:09.647	39.229	156.2	2:38.639		
2	2:10.555	36.798	1:01.127	32.630	193.1	4:21.989	2	2:28.216	41.753	1:08.134	38.329	170.1	5:06.855		
3	2:10.693	38.182	1:00.134	32.377	192.9	6:32.682	3	2:27.413	41.218	1:07.724	38.471	171.0	7:34.268		
4	2:08.392	36.444	59.623	32.325	196.4	8:41.074	4	2:28.135	41.111	1:08.153	38.871	170.2	10:02.403		
5	2:09.702	36.169	1:00.602	32.931	194.4	10:50.776	5	2:30.371	42.110	1:08.055	40.206	167.7	12:32.774		
6	2:08.952	36.201	1:00.252	32.499	195.5	12:59.728	6	2:47.275B	43.926	1:09.114	54.235	150.7	15:20.049		
7	2:09.091	35.894	1:00.838	32.359	195.3	15:08.819	7	11:59.196	...	1:12.046	40.767	35.1	27:19.245		
8	2:12.001	37.763	1:01.478	32.760	191.0	17:20.820	8	2:32.313	42.568	1:10.363	39.382	165.5	29:51.558		
9	2:10.459	36.866	1:00.913	32.680	193.3	19:31.279	9	2:31.174	41.804	1:09.289	40.081	166.8	32:22.732		
10	2:11.227	36.232	1:01.590	33.405	192.1	21:42.506	10	2:35.998	42.354	1:12.065	41.579	161.6	34:58.730		
11	2:10.047	36.258	1:01.024	32.765	193.9	23:52.553	11	2:34.520	42.316	1:11.368	40.836	163.2	37:33.250		
12	2:09.648	36.319	1:00.779	32.550	194.5	26:02.201	12	2:32.507	41.921	1:10.294	40.292	165.3	40:05.757		
13	2:10.097	36.035	1:01.137	32.925	193.8	28:12.298	13	2:31.603	42.130	1:09.906	39.567	166.3	42:37.360		
14	2:10.894	36.213	1:01.432	33.249	192.6	30:23.192									
15	2:10.973	36.180	1:01.558	33.235	192.5	32:34.165									
16	2:09.838	36.190	1:00.852	32.796	194.2	34:44.003									
21	Jean-Baptiste LAHAYE							FRA	21	Jean-Baptiste LAHAYE					FRA
	JMB Classic							Pescarolo 01 2008		JMB Classic					Pescarolo 01 2008
1	2:18.023	43.506	1:00.821	33.696	179.5	2:18.023	1	2:18.023	43.506	1:00.821	33.696	179.5	2:18.023		
2	2:12.969	38.065	1:01.183	33.721	189.6	4:30.992	2	2:12.969	38.065	1:01.183	33.721	189.6	4:30.992		
3	2:13.025	38.081	1:00.994	33.950	189.5	6:44.017	3	2:13.025	38.081	1:00.994	33.950	189.5	6:44.017		
4	2:12.667	37.761	1:01.108	33.798	190.1	8:56.684	4	2:12.667	37.761	1:01.108	33.798	190.1	8:56.684		
5	2:12.401	37.846	1:00.788	33.767	190.4	11:09.085	5	2:12.401	37.846	1:00.788	33.767	190.4	11:09.085		
6	2:12.615	37.918	1:00.931	33.766	190.1	13:21.700	6	2:12.615	37.918	1:00.931	33.766	190.1	13:21.700		
7	2:13.289	38.032	1:01.440	33.817	189.2	15:34.989	7	2:13.289	38.032	1:01.440	33.817	189.2	15:34.989		
8	2:13.033	38.091	1:01.110	33.832	189.5	17:48.022	8	2:13.033	38.091	1:01.110	33.832	189.5	17:48.022		
9	2:12.864	37.877	1:01.140	33.847	189.8	20:00.886	9	2:12.864	37.877	1:01.140	33.847	189.8	20:00.886		
10	2:13.117	37.900	1:01.309	33.908	189.4	22:14.003	10	2:13.117	37.900	1:01.309	33.908	189.4	22:14.003		
11	2:13.070	37.969	1:01.255	33.846	189.5	24:27.073	11	2:13.070	37.969	1:01.255	33.846	189.5	24:27.073		
12	2:15.006	37.885	1:01.877	35.244	186.8	26:42.079	12	2:15.006	37.885	1:01.877	35.244	186.8	26:42.079		
13	2:14.328	38.683	1:01.862	33.783	187.7	28:56.407	13	2:14.328	38.683	1:01.862	33.783	187.7	28:56.407		
14	2:13.649	38.129	1:01.747	33.773	188.7	31:10.056	14	2:13.649	38.129	1:01.747	33.773	188.7	31:10.056		
15	2:13.135	37.883	1:01.334	33.918	189.4	33:23.191	15	2:13.135	37.883	1:01.334	33.918	189.4	33:23.191		
16	2:12.903	37.908	1:01.120	33.875	189.7	35:36.094	16	2:12.903	37.908	1:01.120	33.875	189.7	35:36.094		



Legends of Le Mans

TotalEnergies 6 Hours of Spa-Francorchamps

Race 1

Sector Analysis

— Invalidated Lap ■ Personal Best ■ Session Best B Crossing the pit lane

Lap	Time	Sector 1	Sector 2	Sector 3	Kph	Elapsed
17	2:13.120	37.714	1:01.145	34.261	189.4	37:49.214
18	2:14.601	37.924	1:02.106	34.571	187.3	40:03.815
19	2:14.278	37.852	1:02.269	34.157	187.8	42:18.093

25 Franz WUNDERLICH GER						
Fanta Racing Legend by code classic Aston Martin Vantage AMR 2020						
1	2:39.665	50.678	1:10.112	38.875	155.2	2:39.665
2	2:29.512	42.212	1:09.443	37.857	168.6	5:09.177
3	2:28.701	41.996	1:08.558	38.147	169.6	7:37.878
4	2:29.656	41.978	1:08.996	38.682	168.5	10:07.534
5	2:30.864	42.213	1:09.902	38.749	167.1	12:38.398
6	2:28.728	41.899	1:08.933	37.896	169.5	15:07.126
7	2:30.202	42.967	1:09.076	38.159	167.9	17:37.328
8	2:30.157	41.878	1:10.139	38.140	167.9	20:07.485
9	2:28.764	41.648	1:08.610	38.506	169.5	22:36.249
10	2:30.872	42.379	1:10.018	38.475	167.1	25:07.121
11	2:30.203	42.352	1:09.096	38.755	167.9	27:37.324
12	2:31.232	41.867	1:09.796	39.569	166.7	30:08.556
13	2:30.653	42.066	1:09.635	38.952	167.4	32:39.209
14	2:31.188	42.289	1:09.723	39.176	166.8	35:10.397
15	2:30.182	42.159	1:09.432	38.591	167.9	37:40.579
16	2:33.767	42.156	1:12.778	38.833	164.0	40:14.346
17	2:31.437	42.057	1:10.605	38.775	166.5	42:45.783



28 Alexandre LEROY FRA						
IDEC SPORT Ligier JS P2 2014						
1	2:25.907	46.123	1:05.182	34.602	169.8	2:25.907
2	2:14.245	38.526	1:01.493	34.226	187.8	4:40.152
3	2:13.935	38.213	1:01.399	34.323	188.3	6:54.087
4	2:14.246	38.076	1:01.820	34.350	187.8	9:08.333
5	2:14.818	38.186	1:01.855	34.777	187.0	11:23.151
6	2:13.953	38.431	1:01.121	34.401	188.2	13:37.104
7	2:13.628	38.345	1:00.966	34.317	188.7	15:50.732
8	2:48.658 B	38.725	1:02.517	1:07.416	149.5	18:39.390

33 Alfie BRIGGS GBR						
BBM Sport Lola B11/83 2011						
1	2:24.898	45.362	1:04.746	34.790	171.0	2:24.898
2	2:14.730	38.325	1:02.335	34.070	187.1	4:39.628
3	2:13.866	38.020	1:01.702	34.144	188.4	6:53.494
4	2:14.173	38.140	1:01.859	34.174	187.9	9:07.667
5	2:14.678	38.097	1:02.197	34.384	187.2	11:22.345
6	2:15.065	38.055	1:01.936	35.074	186.7	13:37.410
7	2:15.192	38.541	1:02.029	34.622	186.5	15:52.602
8	2:15.428	38.358	1:01.940	35.130	186.2	18:08.030
9	2:15.735	38.302	1:02.592	34.841	185.8	20:23.765
10	2:15.990	38.625	1:02.818	34.547	185.4	22:39.755
11	2:22.610 B	38.129	1:03.287	41.194	176.8	25:02.365
12	3:05.233	1:27.077	1:03.014	35.142	136.1	28:07.598
13	2:15.258	38.231	1:02.499	34.528	186.4	30:22.856
14	2:15.281	38.596	1:01.839	34.846	186.4	32:38.137
15	2:16.073	37.998	1:01.670	36.405	185.3	34:54.210
16	2:18.234	39.136	1:03.661	35.437	182.4	37:12.444
17	2:19.392	38.319	1:05.309	35.764	180.9	39:31.836
18	2:15.180	38.149	1:02.564	34.467	186.5	41:47.016

35 Pierre EHRET GER							
Rinaldi Racing Ligier JS P2 2014							
1	2:32.236	48.555	1:06.615	37.066	162.7	2:32.236	
2	2:25.309	41.246	1:06.938	37.125	173.5	4:57.545	
3	2:17.870	39.452	1:03.289	35.129	182.9	7:15.415	
4	2:16.986	38.974	1:02.794	35.218	184.1	9:32.401	
5	2:16.497	39.060	1:02.430	35.007	184.7	11:48.898	
6	2:16.492	39.034	1:02.411	35.047	184.7	14:05.390	
7	2:16.564	39.001	1:02.584	34.979	184.6	16:21.954	
8	2:16.438	39.030	1:02.190	35.218	184.8	18:38.392	
9	2:18.755	40.781	1:02.366	35.608	181.7	20:57.147	
10	2:16.468	39.068	1:02.383	35.017	184.8	23:13.615	
11	2:16.393	39.123	1:02.220	35.050	184.9	25:30.008	
12	2:15.805	39.027	1:02.024	34.754	185.7	27:45.813	
13	2:17.058	38.963	1:03.218	34.877	184.0	30:02.871	
14	2:16.238	38.938	1:01.970	35.330	185.1	32:19.109	
15	2:15.233	38.687	1:01.995	34.551	186.4	34:34.342	
16	2:16.403	39.382	1:01.758	35.263	184.9	36:50.745	
17	2:18.231	38.806	1:03.258	36.167	182.4	39:08.976	
18	2:16.302	38.746	1:02.496	35.060	185.0	41:25.278	

37 Marcel AEBI SUI							
Race Performance Lola B06/10 2007							
1	2:16.674	39.771	1:03.048	33.855	181.3	2:16.674	
2	2:13.367	38.135	1:01.811	33.421	189.1	4:30.041	
3	2:12.965	37.808	1:01.366	33.791	189.6	6:43.006	
4	2:12.338	37.632	1:01.400	33.306	190.5	8:55.344	
5	2:12.374	37.584	1:01.448	33.342	190.5	11:07.718	
6	2:12.011	37.413	1:01.250	33.348	191.0	13:19.729	
7	2:12.474	37.504	1:01.680	33.290	190.3	15:32.203	
8	2:13.258	37.333	1:01.970	33.955	189.2	17:45.461	
9	2:13.063	37.005	1:02.594	33.464	189.5	19:58.524	
10	2:13.494	37.292	1:02.350	33.852	188.9	22:12.018	
11	2:12.842	37.221	1:02.329	33.292	189.8	24:24.860	
12	2:13.374	37.449	1:02.674	33.251	189.0	26:38.234	
13	2:14.114	37.787	1:03.016	33.311	188.0	28:52.348	
14	2:13.308	37.154	1:02.585	33.569	189.1	31:05.656	
15	2:13.679	37.334	1:02.658	33.687	188.6	33:19.335	
16	2:13.386	37.210	1:02.708	33.468	189.0	35:32.721	
17	2:13.506	37.262	1:02.829	33.415	188.9	37:46.227	
18	2:16.706	37.342	1:04.773	34.591	184.4	40:02.933	
19	2:14.387	37.098	1:03.659	33.630	187.6	42:17.320	

39 Mark DRAIN GBR							
WA Motorsport Honda HPD ARX 04 2015							
1	2:32.116	47.878	1:07.032	37.206	162.9	2:32.116	
2	2:25.268	41.157	1:06.909	37.202	173.6	4:57.384	
3	2:26.269	42.131	1:06.914	37.224	172.4	7:23.653	
4	2:24.354	40.862	1:06.319	37.173	174.7	9:48.007	
5	2:22.812	40.637	1:05.584	36.591	176.6	12:10.819	
6	2:23.458	40.682	1:06.177	36.599	175.8	14:34.277	
7	2:23.345	40.942	1:05.800	36.603	175.9	16:57.622	
8	2:25.571	41.098	1:06.574	37.899	173.2	19:23.193	
9	2:26.832	40.748	1:08.468	37.616	171.7	21:50.025	
10	2:26.775	40.499	1:08.627	37.649	171.8	24:16.800	
11	2:28.199	40.637	1:09.291	38.271	170.1	26:44.999	



Legends of Le Mans
TotalEnergies 6 Hours of Spa-Francorchamps
Race 1

Sector Analysis

— Invalidated Lap ■ Personal Best ■ Session Best B Crossing the pit lane

Lap	Time	Sector 1	Sector 2	Sector 3	Kph	Elapsed	Lap	Time	Sector 1	Sector 2	Sector 3	Kph	Elapsed
12	2:26.645	41.510	1:07.147	37.988	171.9	29:11.644	9	2:14.338	38.537	1:01.795	34.006	187.7	20:28.244
13	2:24.955	41.067	1:06.878	37.010	173.9	31:36.599	10	2:14.557	38.236	1:02.122	34.199	187.4	22:42.801
14	2:24.856	40.444	1:06.643	37.769	174.1	34:01.455	11	2:15.418	38.327	1:02.182	34.909	186.2	24:58.219
15	2:27.448	40.808	1:06.590	40.050	171.0	36:28.903	12	2:15.813	38.400	1:02.268	35.145	185.7	27:14.032
16	2:29.105	42.247	1:09.294	37.564	169.1	38:58.008	13	2:14.316	38.061	1:02.014	34.241	187.7	29:28.348
17	2:30.469	40.645	1:09.993	39.831	167.6	41:28.477	14	2:15.703	38.435	1:02.422	34.846	185.8	31:44.051

41 **David CHENG** USA
Greaves Motorsport Gibson 015 S 2015

1	2:26.087	45.127	1:05.839	35.121	169.6	2:26.087
2	2:17.270	38.871	1:03.377	35.022	183.7	4:43.357
3	2:15.952	38.697	1:02.705	34.550	185.5	6:59.309
4	2:15.835	38.522	1:02.699	34.614	185.6	9:15.144
5	2:15.738	38.418	1:02.593	34.727	185.8	11:30.882
6	2:15.856	38.671	1:02.589	34.596	185.6	13:46.738
7	2:16.326	38.402	1:03.466	34.458	185.0	16:03.064
8	2:16.592	38.704	1:03.045	34.843	184.6	18:19.656
9	2:16.452	38.943	1:02.764	34.745	184.8	20:36.108
10	2:15.617	38.535	1:02.689	34.393	185.9	22:51.725
11	2:15.933	38.752	1:02.660	34.521	185.5	25:07.658
12	2:16.372	39.050	1:02.873	34.449	184.9	27:24.030
13	2:16.681	38.493	1:03.585	34.603	184.5	29:40.711
14	2:15.383	38.224	1:02.196	34.963	186.2	31:56.094
15	2:15.327	38.414	1:02.545	34.368	186.3	34:11.421
16	2:16.270	38.230	1:02.023	36.017	185.0	36:27.691

46 **Evgeny KIREEV** CYP
Front Row Racing Oreca 05 2015

1	2:26.784	46.206	1:05.320	35.258	168.8	2:26.784
2	2:16.976	38.640	1:03.266	35.070	184.1	4:43.760
3	2:16.160	38.845	1:02.702	34.613	185.2	6:59.920
4	2:30.420B	38.244	1:04.394	47.782	167.6	9:30.340
5	2:58.909	1:20.602	1:02.990	35.317	140.9	12:29.249
6	2:14.923	39.051	1:01.418	34.454	186.9	14:44.172
7	2:13.618	38.431	1:00.913	34.274	188.7	16:57.790
8	2:14.793	38.798	1:01.661	34.334	187.1	19:12.583
9	2:13.081	38.064	1:00.720	34.297	189.5	21:25.664
10	2:14.749	38.015	1:02.459	34.275	187.1	23:40.413
11	2:15.480	39.191	1:02.137	34.152	186.1	25:55.893
12	2:14.812	38.504	1:01.901	34.407	187.0	28:10.705
13	2:13.997	38.370	1:01.530	34.097	188.2	30:24.702
14	2:14.874	39.079	1:01.545	34.250	186.9	32:39.576
15	2:14.529	38.160	1:01.331	35.038	187.4	34:54.105
16	2:15.429	39.716	1:01.576	34.137	186.2	37:09.534
17	2:14.888	39.074	1:01.682	34.132	186.9	39:24.422
18	2:13.098	38.412	1:00.561	34.125	189.4	41:37.520

47 **Andy CUMMINGS** GBR
JWA Motorsport Morgan Nissan 2012

1	2:22.061	44.525	1:03.059	34.477	174.4	2:22.061
2	2:15.511	38.458	1:02.961	34.092	186.1	4:37.572
3	2:14.722	38.116	1:02.301	34.305	187.2	6:52.294
4	2:14.609	37.869	1:02.475	34.265	187.3	9:06.903
5	2:16.891	38.220	1:02.388	36.283	184.2	11:23.794
6	2:15.529	38.875	1:02.308	34.346	186.0	13:39.323
7	2:14.644	38.261	1:02.439	33.944	187.3	15:53.967
8	2:19.939	38.472	1:02.066	39.401	180.2	18:13.906

83 **François PERRODO** FRA
JMB Classic Porsche RS Spyder 2008

1	2:38.184	58.177	1:02.758	37.249	156.6	2:38.184
2	2:19.574	38.284	1:04.196	37.094	180.7	4:57.758
3	2:11.939	39.373	58.723	33.843	191.1	7:09.697
4	2:11.230	38.369	58.639	34.222	192.1	9:20.927
5	2:11.245	38.302	58.278	34.665	192.1	11:32.172
6	2:14.994	38.363	1:01.812	34.819	186.8	13:47.166
7	2:12.589	38.563	59.941	34.085	190.2	15:59.755
8	2:11.601	38.235	58.597	34.769	191.6	18:11.356
9	2:12.572	38.206	59.529	34.837	190.2	20:23.928
10	2:10.866	38.321	58.275	34.270	192.7	22:34.794
11	2:10.332	38.174	58.069	34.089	193.5	24:45.126
12	2:12.001	39.511	58.389	34.101	191.0	26:57.127
13	2:13.956	40.248	58.591	35.117	188.2	29:11.083
14	2:10.493	38.256	58.443	33.794	193.2	31:21.576
15	2:11.163	38.627	58.733	33.803	192.2	33:32.739
16	2:10.537	38.380	58.291	33.866	193.2	35:43.276
17	2:10.008	38.030	58.134	33.844	193.9	37:53.284
18	2:12.796	38.100	1:00.556	34.140	189.9	40:06.080
19	2:12.740	38.559	59.600	34.581	190.0	42:18.820