

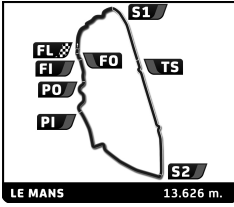
**FIA WEC**  
Official Test - 94<sup>o</sup> Edition des 24 Heures du Mans  
Free Practice 1 Test Day



**Sector Analysis**

Lap under Red Flag    Invalidated Lap    Personal Best    Session Best    Crossing the pit lane

Lap	D	Time	Sector 1	Sector 2	Sector 3	T. Spd	Elapsed	Lap	D	Time	Sector 1	Sector 2	Sector 3	T. Spd	Elapsed			
<b>2</b>	<b>TF Sport</b> 1.Prince Jefri IBRAHIM    3.Ben GREEN 2.Lorcan HANAFIN							Corvette Z06 LMGT3.R LMGT3										
	1	3	5:23.110	B	1:25.876	1:45.809	2:11.425	213.6	5:23.110	20	1	<del>7:46.271</del>	<del>38.828</del>	2:51.314	4:16.129	210.7	2:02:51.814	
	2	3	8:16.131		4:34.726	1:39.943	2:01.462	251.1	13:39.241	21	1	6:20.631	1:23.930	2:52.265	2:04.436	69.8	2:09:12.445	
	3	3	4:08.188		39.591	1:35.352	1:53.245	256.4	17:47.429	22	1	4:04.521	B	38.258	1:29.866	1:56.397	297.0	2:13:16.966
	4	3	4:13.976	B	38.463	1:33.630	2:01.883	286.1	22:01.405	23	3	5:14.084		1:55.240	1:30.710	1:48.134	304.5	2:18:31.050
	5	3	11:17.334		7:38.889	1:43.816	1:54.629	241.1	33:18.739	24	3	6:40.663	B	41.403	2:26.280	3:32.980	153.3	2:25:11.713
	6	3	4:10.268		38.897	1:37.166	1:54.205	275.2	37:29.007	25	3	28:53.904	B	...	1:36.708	1:58.140	273.2	2:54:05.617
	7	3	4:09.551	B	37.722	1:32.134	1:59.695	288.4	41:38.558	26	3	9:27.926	B	6:07.485	1:29.524	1:50.917	271.8	3:03:33.543
	8	2	10:00.876		6:33.240	1:34.776	1:52.860	285.4	51:39.434	<b>4</b> <b>CrowdStrike Racing by APR</b> 1.George KURTZ    3.Laurin HEINRICH 2.Alexander QUINN								
	9	2	4:03.078		38.216	1:33.393	1:51.469	283.1	55:42.512	1	3	4:27.834	1:06.834	1:31.930	1:49.070	276.6	4:27.834	
	10	2	4:01.746		37.636	1:33.438	1:50.672	286.1	59:44.258	2	3	3:41.236	35.355	1:25.461	1:40.420	311.5	8:09.070	
	11	2	4:02.601		38.369	1:33.343	1:50.889	286.1	1:03:46.859	3	3	3:39.822	34.561	1:24.442	1:40.819	315.1	11:48.892	
	12	2	<del>7:12.817</del>	B	<b>37.437</b>	<del>1:33.340</del>	5:02.040	286.1	1:10:59.676	4	3	3:40.770	36.239	1:24.522	1:40.009	318.8	15:29.662	
	13	1	9:51.353		6:08.260	1:39.972	2:03.121	282.4	1:20:51.029	5	3	3:37.809	34.308	1:23.855	1:39.646	318.8	19:07.471	
	14	1	4:12.574		40.390	1:36.273	1:55.911	283.1	1:25:03.603	6	3	3:44.248	34.474	1:26.685	1:43.089	239.5	22:51.719	
	15	1	4:12.148		39.699	1:35.924	1:56.525	280.9	1:29:15.751	7	3	4:55.315	37.463	2:39.033	1:38.819	81.4	27:47.034	
	16	1	6:15.605	B	39.312	2:14.443	3:21.850	159.6	1:35:31.356	8	3	3:36.720	34.433	1:23.706	<b>1:38.581</b>	317.9	31:23.754	
	17	3	14:23.090		8:34.052	2:37.827	3:11.211	137.1	1:49:54.446	9	3	3:36.977	34.886	1:23.404	1:38.687	317.9	35:00.731	
	18	3	5:11.713		54.878	2:16.437	2:00.398	116.5	1:55:06.159	10	3	<b>3:36.283</b>	34.170	<b>1:23.106</b>	1:39.007	319.8	38:37.014	
	19	3	7:47.044		38.709	2:53.514	4:14.821	177.4	2:02:53.203	11	3	3:43.351	B	34.097	1:23.521	1:45.733	317.0	42:20.365
	20	3	6:19.738		1:23.740	2:52.739	2:03.259	68.6	2:09:12.941	12	1	6:14.461	3:00.665	1:28.024	1:45.772	308.0	48:34.826	
	21	3	4:02.294		38.309	1:33.714	1:50.271	285.4	2:13:15.235	13	1	3:47.476	37.455	1:25.815	1:44.206	322.6	52:22.302	
	22	3	3:59.607		37.845	1:32.283	<b>1:49.479</b>	288.4	2:17:14.842	14	1	3:46.658	35.295	1:25.401	1:45.962	317.0	56:08.960	
	23	3	<b>3:59.569</b>		37.747	<b>1:32.109</b>	1:49.713	284.6	2:21:14.411	15	1	3:42.808	35.579	1:25.021	1:42.208	317.9	59:51.768	
	24	3	5:05.825	B	1:01.486	2:07.769	1:56.570	256.4	2:26:20.236	16	1	3:45.194	35.314	1:25.047	1:44.833	318.8	1:03:36.962	
	25	1	25:16.403		...	1:38.226	1:56.097	224.6	2:51:36.639	17	1	4:47.809	35.331	1:25.903	2:46.575	316.0	1:08:24.771	
	26	1	4:07.067		39.104	1:34.562	1:53.401	284.6	2:55:43.706	18	1	3:46.319	37.137	1:25.065	1:44.117	314.2	1:12:11.090	
	27	1	4:07.412		39.522	1:34.866	1:53.024	277.3	2:59:51.118	19	1	3:48.808	36.193	1:26.483	1:46.132	311.5	1:15:59.898	
28	1	4:06.629		38.853	1:34.581	1:53.195	280.2	3:03:57.747	20	1	3:44.545	35.500	1:25.242	1:43.803	314.2	1:19:44.443		
<b>3</b>	<b>DKR Engineering</b> 1.John FARANO    3.Renger VAN DER ZANDE 2.Sebastian ALVAREZ							Oreca 07 - Gibson LMP2 P/A										
	1	2	5:24.394	B	1:46.404	1:40.026	1:57.964	183.0	5:24.394	21	1	3:43.241	35.154	1:25.719	1:42.368	312.4	1:23:27.684	
	2	2	9:13.587		5:58.735	1:28.178	1:46.674	304.5	14:37.981	22	1	3:51.836	B	36.086	1:25.419	1:50.331	316.0	1:27:19.520
	3	2	3:47.351		36.542	1:26.379	1:44.430	311.5	18:25.332	23	2	8:08.256	3:13.041	2:02.752	2:52.463	156.2	1:35:27.776	
	4	2	9:31.481	B	36.295	5:42.471	3:12.715	313.3	27:56.813	24	2	7:18.180	1:04.597	3:01.195	3:12.388	120.5	1:42:45.956	
	5	2	12:51.479		9:32.470	1:33.251	1:45.758	273.9	40:48.292	25	2	6						



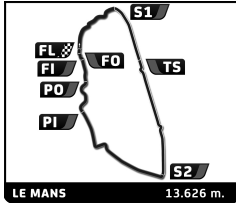
**FIA WEC**  
Official Test - 94<sup>e</sup> Edition des 24 Heures du Mans  
Free Practice 1 Test Day



**Sector Analysis**

Lap under Red Flag    Invalidated Lap    Personal Best    Session Best    B Crossing the pit lane

Lap	D	Time	Sector 1	Sector 2	Sector 3	T. Spd	Elapsed	Lap	D	Time	Sector 1	Sector 2	Sector 3	T. Spd	Elapsed
3	1	3:31.079	33.596	1:20.549	1:36.934	334.5	12:30.631	17	3	7:59.915	5:00.763	1:21.775	1:37.377	331.5	1:18:02.041
4	1	3:29.168	33.475	1:19.949	1:35.744	333.5	15:59.799	18	3	<del>3:38.970</del> <b>3:28.970</b> B	<del>33.589</del> 33.360	1:20.533	1:44.848	334.5	1:21:41.011
5	1	3:29.546	33.847	1:20.005	1:35.694	335.6	19:29.345	19	3	4:37.197	1:37.271	1:22.800	1:37.126	328.5	1:26:18.208
6	1	3:38.639 B	33.664	1:20.368	1:44.607	318.8	23:07.984	20	3	<del>3:30.035</del> 33.360	<del>1:20.733</del> 1:20.733	1:35.942	1:35.942	338.7	1:29:48.243
7	3	8:10.951	5:09.950	1:22.542	1:38.459	331.5	31:18.935	21	3	5:38.600	42.101	2:00.445	2:56.054	172.8	1:35:26.843
8	3	3:31.825	33.419	1:20.798	1:37.608	311.5	34:50.760	22	3	7:18.528	1:04.910	3:00.528	3:13.090	117.3	1:42:45.371
9	3	3:29.622	33.335	1:20.093	1:36.194	333.5	38:20.382	23	3	8:03.129 B	55.599	2:46.909	4:20.621	119.2	1:50:48.500
10	3	<b>3:28.730</b>	33.238	1:20.062	<b>1:35.430</b>	336.6	41:49.112	24	3	9:14.570	2:56.360	4:16.644	2:01.566	61.5	2:00:03.070
11	3	3:31.880	33.699	1:20.535	1:37.646	335.6	45:20.992	25	3	4:11.558	38.851	1:38.166	1:54.541	243.2	2:04:14.628
12	3	3:48.000 B	33.180	1:22.038	1:52.782	325.5	49:08.992	26	3	5:17.125 B	37.529	2:41.968	1:57.628	104.1	2:09:31.753
13	2	6:48.161	3:40.043	1:27.098	1:41.020	242.1	55:57.153	27	2	40:26.835	...	1:22.023	1:36.720	328.5	2:49:58.588
14	2	3:35.728	34.735	1:21.038	1:39.955	333.5	59:32.881	28	2	<b>3:28.468</b>	33.226	1:20.024	1:35.218	332.5	2:53:27.056
15	2	3:33.381	34.378	1:20.394	1:38.609	335.6	1:03:06.262	29	2	<del>3:26.644</del> <b>32.720</b>	<del>1:19.478</del> 1:19.478	<b>1:34.446</b>	332.5	2:56:53.700	
16	2	<del>3:34.151</del>	34.100	<del>1:20.342</del>	1:39.709	332.5	1:06:40.413	30	2	<del>3:27.027</del> <del>32.720</del>	<del>1:19.443</del> 1:19.443	1:34.864	332.5	3:00:20.727	
17	2	4:20.875	1:23.735	1:21.099	1:36.041	328.5	1:11:01.288	<b>8</b> <b>Toyota Racing</b> Toyota TR10 Hybrid HYPERCAR 1.Sébastien BUEMI      3.Ryo HIRAKAWA 2.Brendon HARTLEY      4.Esteban MASSON							
18	2	3:36.333 B	32.889	1:19.500	1:43.944	332.5	1:14:37.621	1	1	3:57.297	54.355	1:24.631	1:38.311	302.0	3:57.297
19	3	11:46.659	8:42.748	1:21.933	1:41.978	327.5	1:26:24.280	2	1	3:36.844 B	34.039	1:20.432	1:42.373	339.7	7:34.141
20	3	3:31.863	33.187	1:19.754	1:38.922	333.5	1:29:56.143	3	1	4:53.829	1:48.069	1:26.092	1:39.668	317.9	12:27.970
21	3	5:33.766	41.220	1:59.363	2:53.183	193.1	1:35:29.909	4	1	3:29.703	33.542	1:20.321	1:35.840	333.5	15:57.673
22	3	7:16.932	1:03.453	3:00.994	3:12.485	115.9	1:42:46.841	5	1	3:29.527	33.418	1:20.002	1:36.107	336.6	19:27.200
23	3	6:52.628	56.777	2:46.618	3:09.233	109.3	1:49:39.469	6	1	3:34.287	33.321	1:21.471	1:39.495	300.3	23:01.487
24	3	5:01.252	1:00.273	2:07.047	1:53.932	119.9	1:54:40.721	7	1	4:49.685	35.566	2:37.236	1:36.883	80.8	27:51.172
25	3	7:56.488	37.811	3:05.504	4:13.173	194.8	2:02:37.209	8	1	3:30.781	33.559	1:19.954	1:37.268	336.6	31:21.953
26	3	6:23.876	1:27.722	2:43.543	2:12.611	79.5	2:09:01.085	9	1	3:30.298	33.691	1:19.841	1:36.766	335.6	34:52.251
27	3	3:37.239 B	34.995	1:20.453	1:41.791	329.5	2:12:38.324	10	1	3:28.936	33.159	<b>1:19.279</b>	1:36.498	338.7	38:21.187
28	1	5:41.253	2:38.990	1:24.455	1:37.808	313.3	2:18:19.577	11	1	3:32.893	33.297	1:19.624	1:39.972	341.9	41:54.080
29	1	3:54.985	33.050	1:20.584	2:01.351	331.5	2:22:14.562	12	1	<b>3:28.319</b>	33.011	1:19.668	1:35.640	339.7	45:22.399
30	1	4:00.033	1:03.522	1:20.372	1:36.139	330.5	2:26:14.595	13	1	3:34.561 B	33.184	1:19.293	1:42.084	340.8	48:56.960
31	1	3:30.206	33.077	1:21.679	1:35.450	333.5	2:29:44.801	14	2	9:20.059	6:19.316	1:21.619	1:39.124	334.5	58:17.019
32	1	<b>5:19.051</b> B	<b>32.850</b>	<b>1:19.015</b>	3:27.186	340.8	2:35:03.852	15	2	3:31.329	33.301	1:20.503	1:37.525	333.5	1:01:48.348
33	2	15:44.177	...	1:24.488	1:38.767	315.1	2:50:48.029	16	2	3:29.082	33.034	1:19.971	1:36.077	334.5	1:05:17.430
34	2	<del>3:33.132</del>	<del>33.610</del>	1:20.304	1:39.218	339.7	2:54:21.161	17	2	4:37.718	33.191	2:25.211	1:39.316	336.6	1:09:55.148
35	2	<del>3:33.000</del>	<del>33.752</del>	1:20.750	<del>1:38.498</del>	338.7	2:57:54.161	18	2	3:31.510	33.344	1:20.531	1:37.635	345.1	1:13:26.658
36	2	<del>3:32.320</del>	<del>33.171</del>	<del>1:21.437</del>	1:37.712	331.5	3:01:26.481	19	2	<del>3:32.369</del>	33.351	1:20.593	<del>1:38.425</del>	336.6	1:16:59.027
<b>7</b> <b>Toyota Racing</b> Toyota TR10 Hybrid HYPERCAR 1.Mike CONWAY      3.Nyck DE VRIES 2.Kamui KOBAYASHI      4.Esteban MASSON								20	2	3:34.593 B	33.384	1:19.538	1:41.671	336.6	1:20:33.620
1	4	4:16.165 B	56.121	1:28.301	1:51.743	294.6	4:16.165	21	2	7:08.242	4:10.860	1:21.132	1:36.250	331.5	1:27:41.862
2	4	4:42.155	1:38.244	1:22.562	1:41.349	335.6	8:58.320	22	2	3:51.087 B	33.562	1:19.938	1:57.587	334.5	1:31:32.949
3	4	3:34.263	34.140	1:20.883	1:39.240	334.5	12:32.583	23	3	11:21.165	5:08.120	3:02.425	3:10.620	120.3	1:42:54.114
4	4	3:38.418 B	33.921	1:20.556	1:43.941	337.6	16:11.001	24	3	6:52.848	54.696	2:48.401	3:09.751	120.1	1:49:46.962
5	1	6:01.324	2:53.805	1:26.156	1:41.363	293.0	22:12.325	25	3	5:11.088	57.133	2:15.116	1:58.839	128.7	1:54:58.050
6	1	4:50.335	35.658	2:37.667	1:37.010	80.7	27:02.660	26	3	7:45.785	40.427	2:52.103	4:13.255	217.9	2:02:43.835
7	1	3:30.757	33.028	1:21.888	1:35.841	337.6	30:33.417	27	3	6:23.765	1:26.687	2:50.268	2:06.810	73.8	2:09:07.600
8	1	3:28.629	32.931	1:20.194	1:35.504	333.5	34:02.046	28	3	3:37.219	36.930	1:21.938	1:38.351	329.5	2:12:44.819
9	1	3:30.536	34.229	1:20.254	1:36.053	336.6	37:32.582	29	3	3:29.057	33.201	1:20.205	1:35.651	328.5	2:16:13.876
10	1	3:37.610 B	33.738	1:20.554	1:43.318	334.5	41:10.192	30	3	3:29.630	33.013	1:20.361	1:36.256	338.7	2:19:43.506
11	1	10:11.049	7:12.011	1:22.090	1:36.948	334.5	51:21.241	31	3	4:36.350	<b>33.009</b>	1:32.889	2:30.452	338.7	2:24:19.856
12	1	3:30.637	33.263	1:20.028	1:37.346	335.6	54:51.878	32	3	3:32.274	33.636	1:19.551	1:39.087	336.6	2:27:52.130
13	1	3:31.561	33.970	1:21.837	1:35.754	336.6	58:23.439	33	3	3:28.523	33.573	1:19.599	<b>1:35.351</b>	335.6	2:31:20.653
14	1	3:29.902	33.371	1:20.256	1:36.275	336.6	1:01:53.341	<b>009</b> <b>Aston Martin Thor Team</b> Aston Martin Valkyrie HYPERCAR 1.Alex RIBERAS      3.Roman DE ANGELIS 2.Marco SØRENSEN							
15	1	3:28.855	33.364	1:20.204	1:35.287	336.6	1:05:22.196								
16	1	<del>4:39.930</del> B	33.000	<del>2:24.573</del>	1:42.357	336.6	1:10:02.126								



**FIA WEC**  
Official Test - 94<sup>e</sup> Edition des 24 Heures du Mans  
Free Practice 1 Test Day



**Sector Analysis**

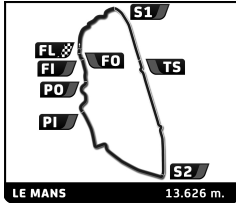
Lap under Red Flag    Invalidated Lap    Personal Best    Session Best    B Crossing the pit lane

Lap	D	Time	Sector 1	Sector 2	Sector 3	T. Spd	Elapsed	Lap	D	Time	Sector 1	Sector 2	Sector 3	T. Spd	Elapsed
1	2	6:25.996	3:17.088	1:27.192	1:41.716	271.1	6:25.996	15	2	7:45.485	1:26.207	4:16.885	2:02.393	83.2	1:59:58.586
2	2	3:34.371	34.056	1:21.436	1:38.879	330.5	10:00.367	16	2	4:12.131	39.831	1:36.779	1:55.521	251.1	2:04:10.717
3	2	3:33.494	33.255	1:20.777	1:39.462	332.5	13:33.861	17	2	5:12.457	39.113	2:39.860	1:53.484	78.3	2:09:23.174
4	2	3:29.750	33.216	1:20.159	1:36.375	332.5	17:03.611	18	2	3:44.388	36.541	1:25.859	1:41.988	317.0	2:13:07.562
5	2	3:28.669	33.162	1:20.002	1:35.505	331.5	20:32.280	19	2	<del>3:43.546</del>	36.521	1:26.026	<del>1:40.999</del>	313.3	2:16:51.108
6	2	3:49.190	33.550	1:29.820	1:45.820	290.7	24:21.470	20	2	3:40.055	35.349	1:24.445	1:40.261	315.1	2:20:31.163
7	3	7:09.425	4:04.848	1:23.745	1:40.832	322.6	31:30.895	21	2	4:41.429	35.091	2:24.603	1:41.735	286.9	2:25:12.592
8	3	3:31.105	34.162	1:20.576	1:36.367	331.5	35:02.000	22	2	3:42.339	35.934	1:26.066	1:40.339	314.2	2:28:54.931
9	3	3:28.855	33.621	1:19.871	1:35.363	333.5	38:30.855	23	2	<b>4:07.378 B</b>	<del>34.341</del>	<b>1:23.668</b>	2:09.369	315.1	2:33:02.309
10	3	<b>3:28.086</b>	33.029	1:19.793	1:35.264	333.5	41:58.941	24	3	17:31.462	...	1:28.895	1:42.963	278.1	2:50:33.771
11	3	6:27.245	33.013	1:24.957	4:29.275	308.9	48:26.186	25	3	<del>3:41.653</del>	<del>35.667</del>	1:25.243	1:40.743	317.9	2:54:15.424
12	3	4:19.970	1:20.243	1:22.263	1:37.464	333.5	52:46.156	26	3	<b>3:39.908</b>	<b>35.017</b>	1:24.760	1:40.131	317.0	2:57:55.332
13	3	3:35.429	33.004	1:20.262	1:42.163	334.5	56:21.585	27	3	<del>3:38.861</del>	<del>34.589</del>	<del>1:24.454</del>	<b>1:39.818</b>	318.8	3:01:34.193
<div style="border: 1px solid black; padding: 5px;"> <p><b>10</b> <b>Garage 59</b> <span style="float: right;">McLaren 720S LMGT3 Evo</span></p> <p>1. Antares AU <span style="float: right;">3. Marvin KIRCHHÖFER</span></p> <p>2. Thomas FLEMING <span style="float: right;">4. Alexander WEST</span></p> <p style="text-align: right;">LMGT3</p> </div>															
1	3	5:47.014	2:05.548	1:45.159	1:56.307	221.4	5:47.014	1	3	5:47.014	2:05.548	1:45.159	1:56.307	221.4	5:47.014
2	3	4:07.982	38.273	1:33.256	1:56.453	285.4	9:54.996	2	3	4:07.982	38.273	1:33.256	1:56.453	285.4	9:54.996
3	3	4:53.198	1:29.214	1:33.051	1:50.933	283.9	14:48.194	3	3	4:53.198	1:29.214	1:33.051	1:50.933	283.9	14:48.194
4	3	3:59.333	37.520	1:32.230	1:49.583	283.9	18:47.527	4	3	3:59.333	37.520	1:32.230	1:49.583	283.9	18:47.527
5	3	4:09.512	39.045	1:35.450	1:55.017	215.3	22:57.039	5	3	4:09.512	39.045	1:35.450	1:55.017	215.3	22:57.039
6	3	5:14.235	39.352	2:45.068	1:49.815	80.7	28:11.274	6	3	5:14.235	39.352	2:45.068	1:49.815	80.7	28:11.274
7	3	3:59.379	37.440	1:32.485	1:49.454	285.4	32:10.653	7	3	3:59.379	37.440	1:32.485	1:49.454	285.4	32:10.653
8	3	3:58.176	37.420	1:31.737	1:49.019	286.9	36:08.829	8	3	3:58.176	37.420	1:31.737	1:49.019	286.9	36:08.829
9	3	<b>3:57.673</b>	<b>37.205</b>	1:32.087	<b>1:48.381</b>	287.6	40:06.502	9	3	<b>3:57.673</b>	<b>37.205</b>	1:32.087	<b>1:48.381</b>	287.6	40:06.502
10	3	4:06.375	38.264	1:32.909	1:55.202	286.1	44:12.877	10	3	4:06.375	38.264	1:32.909	1:55.202	286.1	44:12.877
11	2	7:13.101	3:25.207	1:40.804	2:07.090	284.6	51:25.978	11	2	7:13.101	3:25.207	1:40.804	2:07.090	284.6	51:25.978
12	2	5:11.499	1:43.866	1:33.466	1:54.167	282.4	56:37.477	12	2	5:11.499	1:43.866	1:33.466	1:54.167	282.4	56:37.477
13	2	4:01.472	38.007	1:33.042	1:50.423	267.1	1:00:38.949	13	2	4:01.472	38.007	1:33.042	1:50.423	267.1	1:00:38.949
14	2	3:59.919	37.502	1:32.996	1:49.421	246.5	1:04:38.868	14	2	3:59.919	37.502	1:32.996	1:49.421	246.5	1:04:38.868
15	2	5:02.868	37.468	2:13.013	2:12.387	269.8	1:09:41.736	15	2	5:02.868	37.468	2:13.013	2:12.387	269.8	1:09:41.736
16	2	3:59.663	37.338	1:32.657	1:49.668	251.1	1:13:41.399	16	2	3:59.663	37.338	1:32.657	1:49.668	251.1	1:13:41.399
17	2	<del>3:59.515</del>	37.339	<del>1:32.975</del>	1:49.201	243.2	1:17:40.914	17	2	<del>3:59.515</del>	37.339	<del>1:32.975</del>	1:49.201	243.2	1:17:40.914
18	2	4:02.415	38.499	1:32.625	1:51.291	282.4	1:21:43.329	18	2	4:02.415	38.499	1:32.625	1:51.291	282.4	1:21:43.329
19	2	4:08.251	37.662	1:32.552	1:58.037	258.9	1:25:51.580	19	2	4:08.251	37.662	1:32.552	1:58.037	258.9	1:25:51.580
20	2	4:03.216	37.401	<b>1:31.397</b>	1:54.418	285.4	1:29:54.796	20	2	4:03.216	37.401	<b>1:31.397</b>	1:54.418	285.4	1:29:54.796
21	1	8:07.956	2:36.280	2:21.608	3:10.068	226.5	1:38:02.752	21	1	8:07.956	2:36.280	2:21.608	3:10.068	226.5	1:38:02.752
22	1	7:00.065	1:10.680	2:45.312	3:04.073	112.4	1:45:02.817	22	1	7:00.065	1:10.680	2:45.312	3:04.073	112.4	1:45:02.817
23	1	7:07.325	57.558	2:57.533	3:12.234	114.3	1:52:10.142	23	1	7:07.325	57.558	2:57.533	3:12.234	114.3	1:52:10.142
24	1	7:43.816	1:26.877	4:15.844	2:01.095	81.1	1:59:53.958	24	1	7:43.816	1:26.877	4:15.844	2:01.095	81.1	1:59:53.958
25	1	4:12.221	38.800	1:37.780	1:55.641	267.1	2:04:06.179	25	1	4:12.221	38.800	1:37.780	1:55.641	267.1	2:04:06.179
26	1	5:14.589	38.673	2:38.816	1:57.100	94.5	2:09:20.768	26	1	5:14.589	38.673	2:38.816	1:57.100	94.5	2:09:20.768
27	1	4:08.903	39.217	1:32.788	1:56.898	281.7	2:13:29.671	27	1	4:08.903	39.217	1:32.788	1:56.898	281.7	2:13:29.671
28	1	<del>4:07.746</del>	38.923	<del>1:34.643</del>	1:54.180	285.4	2:17:37.417	28	1	<del>4:07.746</del>	38.923	<del>1:34.643</del>	1:54.180	285.4	2:17:37.417
29	1	4:09.670	38.955	1:33.732	1:56.983	260.1	2:21:47.087	29	1	4:09.670	38.955	1:33.732	1:56.983	260.1	2:21:47.087
30	1	4:45.728	1:20.423	1:33.361	1:51.944	283.9	2:26:32.815	30	1	4:45.728	1:20.423	1:33.361	1:51.944	283.9	2:26:32.815
31	1	4:04.596	38.544	1:34.248	1:51.804	286.1	2:30:37.411	31	1	4:04.596	38.544	1:34.248	1:51.804	286.1	2:30:37.411
32	1	<b>5:42.891 B</b>	<del>38.660</del>	2:49.455	2:14.776	283.1	2:36:20.302	32	1	<b>5:42.891 B</b>	<del>38.660</del>	2:49.455	2:14.776	283.1	2:36:20.302
33	1	15:20.906	...	1:35.341	1:54.739	287.6	2:51:41.208	33	1	15:20.906	...	1:35.341	1:54.739	287.6	2:51:41.208
34	1	4:03.071	38.041	1:32.134	1:52.896	291.5	2:55:44.279	34	1	4:03.071	38.041	1:32.134	1:52.896	291.5	2:55:44.279
35	1	4:03.270	39.311	1:32.428	1:51.531	289.9	2:59:47.549	35	1	4:03.270	39.311	1:32.428	1:51.531	289.9	2:59:47.549
36	1	<del>4:02.721</del>	<del>38.226</del>	1:32.922	1:51.573	284.6	3:03:50.270	36	1	<del>4:02.721</del>	<del>38.226</del>	1:32.922	1:51.573	284.6	3:03:50.270

Lap	D	Time	Sector 1	Sector 2	Sector 3	T. Spd	Elapsed
1	1	6:05.335	2:06.550	1:47.451	2:11.334	197.0	6:05.335
2	1	<del>12:41.538</del>	9:12.791	1:35.270	1:53.477	223.7	18:46.873
3	1	<del>4:04.574</del>	38.661	1:34.870	1:51.043	217.4	22:51.447
4	1	<del>5:10.614</del>	39.870	2:44.409	1:46.335	78.7	28:02.061
5	1	<del>3:47.076</del>	35.842	1:25.979	1:45.255	317.0	31:49.137
6	1	<del>4:57.979 B</del>	41.962	2:01.391	2:14.626	184.3	36:47.116
7	1	17:46.427	...	1:30.689	1:43.413	280.2	54:33.543
8	1	3:45.676	36.231	1:26.403	1:43.042	311.5	58:19.219
9	1	3:49.094	35.211	1:24.928	1:48.955	315.1	1:02:08.313
10	1	<del>6:32.608</del>	2:18.550	<del>1:28.911</del>	2:45.147	292.3	1:08:40.921
11	1	<del>3:45.607</del>	36.522	<del>1:26.555</del>	1:42.530	312.4	1:12:26.528
12	1	<del>3:45.671</del>	35.584	<del>1:25.594</del>	1:44.493	314.2	1:16:12.199
13	1	3:48.489	35.292	1:24.576	1:48.621	317.0	1:20:00.688
14	2	32:12.413	...	2:55.714	3:10.096	110.3	1:52:13.101



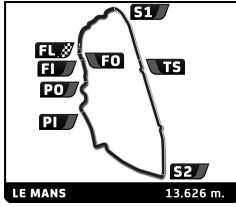


**FIA WEC**  
Official Test - 94<sup>o</sup> Edition des 24 Heures du Mans  
Free Practice 1 Test Day



**Sector Analysis**

Lap under Red Flag												Invalidated Lap												Personal Best												Session Best												B Crossing the pit lane																																																																																																																																																																																																							
Lap	D	Time	Sector 1	Sector 2	Sector 3	T. Spd	Elapsed	Lap	D	Time	Sector 1	Sector 2	Sector 3	T. Spd	Elapsed	Lap	D	Time	Sector 1	Sector 2	Sector 3	T. Spd	Elapsed	Lap	D	Time	Sector 1	Sector 2	Sector 3	T. Spd	Elapsed	Lap	D	Time	Sector 1	Sector 2	Sector 3	T. Spd	Elapsed																																																																																																																																																																																																																
32	2	3:44.500	35.667	1:25.664	1:43.169	315.1	2:54:25.623	8	1	3:29.791	33.546	1:20.058	1:36.187	327.5	31:58.946	9	1	3:32.493	33.514	1:21.021	1:37.958	335.6	35:31.439	10	1	3:31.609	34.090	1:21.086	1:36.433	335.6	39:03.048	11	1	5:04.826 B	33.428	1:20.570	3:10.828	337.6	44:07.874	12	4	8:08.456	5:03.019	1:24.484	1:40.953	303.7	52:16.330	13	4	3:36.542	34.352	1:22.630	1:39.560	317.0	55:52.872	14	4	3:35.909	34.632	1:21.483	1:39.794	338.7	59:28.781	15	4	3:36.019	35.330	1:20.882	1:39.807	338.7	1:03:04.800	16	4	3:45.998 B	35.110	1:21.981	1:48.907	317.9	1:06:50.798	17	3	6:44.854	3:41.236	1:23.016	1:40.602	334.5	1:13:35.652	18	3	3:35.370	35.010	1:21.831	1:38.529	328.5	1:17:11.022	19	3	<del>3:35.269</del>	34.202	<del>1:21.274</del>	1:39.793	340.8	1:20:46.291	20	3	3:33.574	33.935	1:20.948	1:38.691	338.7	1:24:19.865	21	3	3:32.743	34.477	1:21.111	1:37.155	338.7	1:27:52.608	22	3	4:24.762	33.698	1:20.278	2:30.786	340.8	1:32:17.370	23	3	7:32.265	1:05.833	3:04.639	3:21.793	112.5	1:39:49.635	24	3	6:47.265	57.128	2:47.264	3:02.873	131.9	1:46:36.900	25	3	6:31.993	1:01.126	3:01.264	2:29.603	96.8	1:53:08.893	26	3	6:55.705	40.514	4:14.117	2:01.074	71.3	2:00:04.598	27	3	4:11.476	39.714	1:37.162	1:54.600	241.6	2:04:16.074	28	3	5:17.302 B	38.307	2:41.016	1:57.979	103.3	2:09:33.376	29	2	<del>5:46.911</del>	2:41.271	1:23.894	<del>1:41.746</del>	317.0	2:15:20.287	30	2	<del>3:36.152</del>	35.106	1:23.035	1:38.011	331.5	2:18:56.439	31	2	4:41.227 B	33.955	1:19.947	2:47.325	337.6	2:23:37.666	32	2	6:12.888	3:07.412	1:25.614	1:39.862	284.6	2:29:50.554	33	2	<b>5:14.406 B</b>	33.400	1:20.610	3:20.396	338.7	2:35:04.960	34	2	15:12.655	...	1:22.041	1:38.064	335.6	2:50:17.615	35	2	3:29.155	33.397	<b>1:19.690</b>	1:36.068	337.6	2:53:46.770	36	2	<b>3:28.738</b>	<b>33.194</b>	1:19.723	<b>1:35.821</b>	337.6	2:57:15.508	37	2	3:29.949	33.808	1:20.042	1:36.099	338.7	3:00:45.457
<b>15</b>		<b>BMW M Team WRT</b>					BMW M Hybrid V8							<b>19</b>		<b>Genesis Magma Racing</b>					Genesis GMR-001-Hypercar																																																																																																																																																																																																																																		
		1. Kevin MAGNUSSEN												1. Mathieu JAMINET					3. Daniel JUNCADELLA																																																																																																																																																																																																																																				
		2. Raffaele MARCIELLO					3. Dries VANTHOOR							2. Paul-Loup CHATIN					4. Jamie CHADWICK																																																																																																																																																																																																																																				
		4. Marco WITTMANN					HYPERCAR												HYPERCAR																																																																																																																																																																																																																																				
1	5	4:01.462	50.931	1:28.454	1:42.077	267.1	4:01.462	1	3	4:41.371	1:24.133	1:33.329	1:43.909	210.3	4:41.371	2	3	3:39.057	34.518	1:21.659	1:42.880	333.5	8:20.428	3	3	3:33.608	33.827	1:20.808	1:38.973	335.6	11:54.036	4	3	3:34.842	34.168	1:22.465	1:38.209	336.6	15:28.878	5	3	3:30.917	33.489	1:20.279	1:37.149	338.7	18:59.795	6	3	3:36.379	33.542	1:24.705	1:38.132	227.4	22:36.174	7	3	4:52.812	34.543	2:38.877	1:39.392	80.4	27:28.986	8	3	3:39.405 B	33.378	1:21.771	1:44.256	335.6	31:08.391	9	2	7:45.313	4:43.316	1:23.404	1:38.593	322.6	38:53.704	10	2	3:33.033	34.976	1:21.173	1:36.884	334.5	42:26.737	11	2	3:30.660	33.496	1:20.617	1:36.547	337.6	45:57.397	12	2	3:30.248	33.348	1:20.854	1:36.046	337.6	49:27.645	13	2	3:34.387	34.907	1:21.771	1:37.709	335.6	53:02.032	14	2	3:31.874	33.765	1:20.234	1:37.875	334.5	56:33.906	15	2	3:39.586 B	33.694	1:21.806	1:44.086	337.6	1:00:13.492	16	1	9:15.511	5:06.596	1:55.471	2:13.444	273.9	1:09:29.003	17	1	3:37.072	34.161	1:22.530	1:40.381	333.5	1:13:06.075	18	1	3:32.139	33.585	1:20.645	1:37.909	340.8	1:16:38.214	19	1	<del>3:35.442</del>	<del>34.036</del>	1:20.713	1:40.693	337.6	1:20:13.656	20	1	<del>3:32.908</del>	33.680	<del>1:20.942</del>	1:38.286	337.6	1:23:46.564																																																																																
<b>17</b>		<b>Genesis Magma Racing</b>					Genesis GMR-001-Hypercar																																																																																																																																																																																																																																																
		1. André LOTTERER																																																																																																																																																																																																																																																					
		2. Luis Felipe DERANI					3. Mathys JAUBERT																																																																																																																																																																																																																																																
		4. Jamie CHADWICK					HYPERCAR																																																																																																																																																																																																																																																
1	1	4:38.022	1:23.394	1:31.082	1:43.546	236.9	4:38.022																																																																																																																																																																																																																																																
2	1	3:36.825	35.536	1:21.961	1:39.328	332.5	8:14.847																																																																																																																																																																																																																																																
3	1	3:32.298	33.778	1:20.512	1:38.008	335.6	11:47.145																																																																																																																																																																																																																																																
4	1	3:30.448	33.471	1:20.664	1:36.313	333.5	15:17.593																																																																																																																																																																																																																																																
5	1	3:31.939	33.337	1:20.811	1:37.791	317.0	18:49.532																																																																																																																																																																																																																																																
6	1	3:43.423 B	35.777	1:22.335	1:45.311	313.3	22:32.955																																																																																																																																																																																																																																																
7	1	5:56.200	2:38.897	1:39.043	1:38.260	275.2	28:29.155																																																																																																																																																																																																																																																



**FIA WEC**  
Official Test - 94<sup>o</sup> Edition des 24 Heures du Mans  
Free Practice 1 Test Day

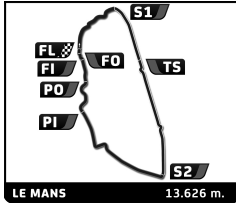


**Sector Analysis**

Lap under Red Flag    Invalidated Lap    Personal Best    Session Best    Crossing the pit lane

Lap	D	Time	Sector 1	Sector 2	Sector 3	T. Spd	Elapsed	Lap	D	Time	Sector 1	Sector 2	Sector 3	T. Spd	Elapsed
21	1	3:32.666	33.456	1:19.989	1:39.221	338.7	1:27:19.230	1	3	5:04.853 B	1:15.688	1:44.211	2:04.954	208.7	5:04.853
22	1	3:42.119 B	34.282	1:20.265	1:47.572	335.6	1:31:01.349	2	3	5:50.414	2:23.634	1:34.562	1:52.218	273.2	10:55.267
23	3	44:40.286 B	...	1:30.284	1:50.816	277.3	2:15:41.635	3	3	4:00.469	37.852	1:32.677	1:49.940	282.4	14:55.736
24	3	10:16.136	6:38.378	1:57.334	1:40.424	250.5	2:25:57.771	4	3	3:59.041	37.375	1:32.278	1:49.388	283.1	18:54.777
25	3	<b>3:29.988</b>	33.774	1:20.226	<b>1:35.988</b>	336.6	2:29:27.759	5	3	4:06.091	37.239	1:35.306	1:53.546	241.1	23:00.868
26	3	<b>5:08.014 B</b>	<b>33.163</b>	<b>1:19.948</b>	3:14.903	336.6	2:34:35.773	6	3	5:21.131 B	39.250	2:44.650	1:57.231	80.4	28:21.999
27	3	16:05.955	...	1:22.582	1:40.287	329.5	2:50:41.728	7	3	5:37.934	2:07.680	1:37.035	1:53.219	279.5	33:59.933
28	3	<del>3:34.143</del>	33.754	<del>1:20.829</del>	1:39.560	322.6	2:54:15.871	8	3	3:58.274	37.316	1:32.097	1:48.861	283.9	37:58.207
29	3	<del>3:31.597</del>	<del>33.263</del>	1:20.561	1:37.773	334.5	2:57:47.468	9	3	4:03.256	38.167	1:33.390	1:51.699	282.4	42:01.463
30	3	<del>3:29.733</del>	<del>33.396</del>	1:20.344	1:35.993	336.6	3:01:17.201	10	3	<b>3:57.366</b>	37.095	<b>1:31.892</b>	<b>1:48.379</b>	283.1	45:58.829

20 BMW M Team WRT								BMW M Hybrid V8							
1. Robin FRIJNS				3. Sheldon VAN DER LINDE				HYPERCAR							
2. René RAST				4. Marco WITTMANN											
1	2	3:57.047	50.628	1:26.576	1:39.843	307.1	3:57.047	12	1	5:24.326	1:55.068	1:34.505	1:54.753	282.4	55:30.049
2	2	3:41.667 B	33.998	1:22.064	1:45.605	323.6	7:38.714	13	1	4:05.222	38.626	1:32.991	1:53.605	283.1	59:35.271
3	3	5:18.061	2:08.068	1:26.928	1:43.065	309.7	12:56.775	14	1	4:04.136	37.948	1:33.663	1:52.525	284.6	1:03:39.407
4	3	3:33.874	34.328	1:21.150	1:38.396	328.5	16:30.649	15	1	4:58.617	38.161	1:33.106	2:47.350	283.9	1:08:38.024
5	3	3:40.097 B	33.478	1:20.129	1:46.490	325.5	20:10.746	16	1	4:10.129 B	38.953	1:33.413	1:57.763	282.4	1:12:48.153
6	5	7:53.327	3:40.806	2:33.872	1:38.649	80.8	28:04.073	17	1	5:09.031	1:43.911	1:33.100	1:52.020	283.9	1:17:57.184
7	5	3:32.718	34.437	1:20.931	1:37.350	320.7	31:36.791	18	1	4:03.477	38.152	1:32.800	1:52.525	286.1	1:22:00.661
8	5	3:31.957	33.850	1:20.659	1:37.448	317.9	35:08.748	19	1	4:02.567	37.961	1:33.061	1:51.545	285.4	1:26:03.228
9	5	3:31.245	33.653	1:20.214	1:37.378	322.6	38:39.993	20	1	<del>4:04.980</del>	39.172	<del>1:34.288</del>	1:51.520	280.9	1:30:08.208
10	5	3:39.470 B	33.722	1:20.530	1:45.218	322.6	42:19.463	21	1	5:26.831	42.084	1:53.079	2:51.668	173.1	1:35:35.039
11	1	5:18.619	2:12.847	1:25.517	1:40.255	315.1	47:38.082	22	1	7:15.650	1:02.470	3:01.268	3:11.912	125.1	1:42:50.689
12	1	3:31.421	34.438	1:21.003	1:35.980	320.7	51:09.503	23	1	6:52.285	55.247	2:47.621	3:09.417	114.9	1:49:42.974
13	1	3:31.125	33.175	1:19.921	1:38.029	322.6	54:40.628	24	1	5:13.020	59.077	2:12.693	2:01.250	122.2	1:54:55.994
14	1	3:30.153	33.788	1:21.025	<b>1:35.340</b>	322.6	58:10.781	25	1	7:43.679	40.939	2:50.531	4:12.209	250.5	2:02:39.673
15	1	<b>3:28.698</b>	33.205	<b>1:19.732</b>	1:35.761	321.7	1:01:39.479	26	1	6:31.586 B	1:28.085	2:49.222	2:14.279	87.7	2:09:11.259
16	1	3:32.775	33.362	1:22.526	1:36.887	320.7	1:05:12.254	27	2	5:24.354	1:58.635	1:34.542	1:51.177	278.8	2:14:35.613
17	1	4:38.639	33.572	2:26.307	1:38.760	320.7	1:09:50.893	28	2	4:02.490	37.550	1:35.331	1:49.609	280.2	2:18:38.103
18	1	3:33.445	33.734	1:20.237	1:39.474	322.6	1:13:24.338	29	2	5:04.089 B	37.628	1:33.227	2:53.234	280.9	2:23:42.192
19	1	3:32.281	33.980	1:20.782	1:37.519	317.9	1:16:56.619	30	2	5:22.903	1:54.477	1:36.462	1:51.964	277.3	2:29:05.095
20	1	3:30.757	33.506	1:19.990	1:37.261	321.7	1:20:27.376	31	2	<b>5:29.838 B</b>	37.122	1:32.280	3:20.436	282.4	2:34:34.933
21	1	3:39.885 B	34.001	1:21.277	1:44.607	333.5	1:24:07.261	32	2	16:07.675	...	1:33.711	1:53.102	283.1	2:50:42.608
22	1	5:40.058	2:41.333	1:21.169	1:37.556	324.5	1:29:47.319	33	2	4:00.029	37.968	1:32.446	1:49.615	286.9	2:54:42.637
23	1	5:38.064	41.142	2:00.559	2:56.363	177.4	1:35:25.383	34	2	3:58.198	<b>37.084</b>	1:32.175	1:48.939	283.1	2:58:40.835
24	1	7:17.622	1:04.429	3:00.807	3:12.386	126.4	1:42:43.005	35	2	<del>3:58.999</del>	37.124	<del>1:32.421</del>	<del>1:49.454</del>	281.7	3:02:39.834
25	1	6:52.859	56.862	2:46.152	3:09.845	122.4	1:49:35.864								
26	1	4:46.998	1:01.210	2:04.105	1:41.683	120.3	1:54:22.862								
27	1	8:12.140	34.471	3:23.786	4:13.883	135.4	2:02:35.002								
28	1	6:25.574	1:27.901	2:43.436	2:14.237	97.0									



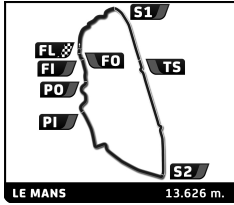
**FIA WEC**  
Official Test - 94<sup>o</sup> Edition des 24 Heures du Mans  
Free Practice 1 Test Day



**Sector Analysis**

Lap under Red Flag    Invalidated Lap    Personal Best    Session Best    Crossing the pit lane

Lap	D	Time	Sector 1	Sector 2	Sector 3	T. Spd	Elapsed	Lap	D	Time	Sector 1	Sector 2	Sector 3	T. Spd	Elapsed
16	1	3:46.035	36.160	1:26.845	1:43.030	310.6	1:22:55.939	<b>24 Nielsen Racing</b> Oreca 07 - Gibson LMP2 1. David HEINEMEIER HANS3. Jack DOOHAN 2. Edward PEARSON							
17	1	3:43.420	35.318	1:25.825	1:42.277	317.9	1:26:39.359	1	2	5:34.336	1:43.210	1:55.018	1:56.108	186.2	5:34.336
18	1	3:50.877	35.782	1:26.470	1:48.625	283.9	1:30:30.236	2	2	3:50.170	37.772	1:27.963	1:44.435	269.1	9:24.506
19	1	5:09.027	47.262	1:48.880	2:32.885	192.1	1:35:39.263	3	2	3:43.197	35.735	1:25.964	1:41.498	303.7	13:07.703
20	1	7:13.779	1:00.909	3:02.021	3:10.849	114.9	1:42:53.042	4	2	3:44.091	37.546	1:25.159	1:41.386	316.0	16:51.794
21	1	6:52.591	54.724	2:47.995	3:09.872	118.4	1:49:45.633	5	2	3:46.882 B	35.330	1:24.136	1:47.416	315.1	20:38.676
22	1	5:11.644	57.738	2:14.568	1:59.338	128.2	1:54:57.277	6	1	11:52.629	8:41.813	1:28.675	1:42.141	306.3	32:31.305
23	1	7:44.585	40.534	2:52.034	4:12.017	227.4	2:02:41.862	7	1	3:41.958	35.220	1:25.231	1:41.507	315.1	36:13.263
24	1	6:25.006	1:27.623	2:50.457	2:06.926	90.5	2:09:06.868	8	1	3:40.768	35.132	1:24.788	1:40.848	314.2	39:54.031
25	1	3:44.980	36.755	1:26.044	1:42.181	318.8	2:12:51.848	9	1	3:39.639	35.040	1:24.630	1:39.969	316.0	43:33.670
26	1	3:51.176 B	35.051	1:24.883	1:51.242	317.0	2:16:43.024	10	1	3:49.897 B	36.124	1:25.083	1:48.690	313.3	47:23.567
27	2	14:54.322	...	1:33.452	1:47.070	247.1	2:31:37.346	11	2	7:13.614	4:01.989	1:28.718	1:42.907	297.9	54:37.181
28	2	<b>6:25.313 B</b>	1:00.438	3:13.488	2:11.387	81.7	2:38:02.659	12	2	3:44.338	35.196	1:24.837	1:44.305	314.2	58:21.519
29	2	12:52.963	9:36.605	1:29.552	1:46.806	304.5	2:50:55.622	13	2	3:43.359	34.802	1:23.979	1:44.578	317.9	1:02:04.878
30	2	3:40.286	34.793	1:24.624	1:40.869	320.7	2:54:35.908	14	2	<b>3:39.219</b>	<b>34.467</b>	<b>1:23.786</b>	1:40.966	319.8	1:05:44.097
31	2	3:38.243	<b>34.359</b>	1:24.037	1:39.847	317.9	2:58:14.151	15	2	<b>4:52.702 B</b>	<b>34.726</b>	<b>2:30.365</b>	1:47.611	79.2	1:10:36.799
32	2	3:38.259	34.560	<b>1:23.859</b>	1:39.840	319.8	3:01:52.410	16	3	5:38.571	2:25.099	1:27.643	1:45.829	288.4	1:16:15.370
<b>23 Heart of Racing Team</b> Aston Martin Vantage AMR LMGT3 1. Gray NEWELL 3. Jonny ADAM LMGT3 2. Eduardo BARRICHELLO								17 3 3:41.883 35.078 1:25.439 1:41.366 317.0 1:19:57.253							
1	3	5:38.884	1:58.546	1:42.230	1:58.108	215.3	5:38.884	18	3	3:39.815	34.862	1:24.310	1:40.643	313.3	1:23:37.068
2	3	4:11.300 B	38.639	1:34.058	1:58.603	285.4	9:50.184	19	3	3:41.298	34.944	1:24.047	1:42.307	317.9	1:27:18.366
3	3	14:00.825	...	1:36.837	1:57.610	250.5	23:51.009	20	3	4:12.215 B	34.501	1:23.918	2:13.796	316.0	1:31:30.581
4	3	4:48.666	39.972	2:18.133	1:50.561	229.9	28:39.675	21	3	8:30.319	2:27.190	2:48.201	3:14.928	137.4	1:40:00.900
5	3	4:00.977	37.979	1:33.073	1:49.925	286.9	32:40.652	22	3	6:42.399	52.482	2:47.913	3:02.004	124.7	1:46:43.299
6	3	4:00.006	37.812	1:32.347	<b>1:49.847</b>	283.9	36:40.658	23	3	6:33.183	1:00.696	3:02.480	2:30.007	93.5	1:53:16.482
7	3	4:11.197 B	39.124	1:32.389	1:59.684	283.9	40:51.855	24	3	6:57.555	40.803	4:13.061	2:03.691	74.4	2:00:14.037
8	1	6:50.721	3:18.340	1:36.138	1:56.243	281.7	47:42.576	25	3	4:11.884	38.919	1:35.989	1:56.976	223.7	2:04:25.921
9	1	4:07.549	39.368	1:34.973	1:53.208	284.6	51:50.125	26	3	5:08.313	37.153	2:39.580	1:51.580	96.0	2:09:34.234
10	1	4:05.269	38.335	1:34.138	1:52.796	283.9	55:55.394	27	3	3:51.816 B	35.049	1:25.774	1:50.993	316.0	2:13:26.050
11	1	4:05.846	38.717	1:33.996	1:53.133	284.6	1:00:01.240	28	3	13:15.097	...	1:26.155	1:43.633	308.0	2:26:41.147
12	1	4:06.099	39.324	1:34.026	1:52.749	286.9	1:04:07.339	29	3	3:42.275	36.807	1:25.783	<b>1:39.685</b>	311.5	2:30:23.422
13	1	<del>5:06.849</del>	38.393	<del>1:34.479</del>	2:53.977	282.4	1:09:14.188	30	3	<b>5:31.167 B</b>	34.539	2:00.533	2:56.095	317.0	2:35:54.589
14	1	4:05.265	38.904	1:33.953	1:52.408	283.9	1:13:19.453	31	1	14:53.014	...	1:26.730	1:41.085	311.5	2:50:47.603
15	1	4:05.892	40.282	1:33.583	1:52.027	286.9	1:17:25.345	32	1	<del>3:41.425</del>	36.357	1:25.054	<del>1:40.914</del>	319.8	2:54:29.028
16	1	4:03.790	38.469	1:33.580	1:51.741	282.4	1:21:29.135	33	1	<del>3:39.644</del>	<del>34.517</del>	1:24.657	1:40.470	315.1	2:58:08.672
17	1	<del>4:11.459 B</del>	38.736	<del>1:34.002</del>	<del>1:58.721</del>	282.4	1:25:40.594	34	1	3:39.975	34.992	1:24.675	1:40.308	314.2	3:01:48.647
18	2	6:38.692	2:37.363	1:35.495	2:25.834	239.5	1:32:19.286	<b>25 Algarve Pro Racing</b> Oreca 07 - Gibson LMP2 P/A 1. Michael JENSEN 3. Jake HUGHES 2. Enzo TRULLI 4. Oliver CALDWELL							
19	2	7:32.808 B	1:05.043	3:04.924	3:22.841	115.2	1:39:52.094	1	4	4:29.271 B	1:00.531	1:34.968	1:53.772	260.7	4:29.271
20	1	9:57.418	4:03.012	2:43.479	3:10.927	126.4	1:49:49.512	2	4	6:48.984	3:32.952	1:31.058	1:44.974	271.1	11:18.255
21	1	5:10.944	56.386	2:15.437	1:59.121	118.6	1:55:00.456	3	4	3:45.297	35.834	1:26.731	1:42.732	313.3	15:03.552
22	1	7:45.371	40.282	2:51.386	4:13.703	222.3	2:02:45.827	4	4	3:45.297	35.969	1:26.381	1:42.947	314.2	18:48.849
23	1	6:28.406 B	1:26.704	2:50.864	2:10.838	74.9	2:09:14.233	5	4	3:49.452	37.981	1:29.687	1:41.784	210.7	22:38.301
24	2	5:37.661	2:10.177	1:35.676	1:51.808	280.9	2:14:51.894	6	4	5:00.999	36.038	2:42.335	1:42.626	79.8	27:39.300
25	2	4:01.937	38.423	1:33.659	1:49.855	281.7	2:18:53.831	7	4	3:41.467	34.828	1:25.698	<b>1:40.941</b>	320.7	31:20.767
26	2	5:00.813	37.696	1:32.005	2:51.112	284.6	2:23:54.644	8	4	<b>3:40.790</b>	<b>34.604</b>	1:24.961	1:41.225	319.8	35:01.557
27	2	<b>3:59.915</b>	37.331	1:31.989	1:50.595	283.1	2:27:54.559	9	4	3:42.218	35.152	1:24.700	1:42.366	317.9	38:43.775
28	2	<b>6:46.878 B</b>	<b>37.189</b>	<b>1:31.777</b>	4:37.912	286.1	2:34:41.437	10	4	3:46.585 B	34.721	<b>1:24.604</b>	1:47.260	315.1	42:30.360
29	1	16:22.570	...	1:35.844	1:52.541	282.4	2:51:04.007	11	1	7:44.695	4:22.630	1:30.694	1:51.371	308.9	50:15.055
30	1	4:01.900	37.956	1:33.089	1:50.855	289.1	2:55:05.907	12	1	3:53.127	36.939	1:28.450	1:47.738	309.7	54:08.182
31	1	4:00.791	38.142	1:32.371	1:50.278	289.1	2:59:06.698	13	1	3:50.546	36.481	1:27.951	1:46.114	308.9	57:58.728
32	1	4:02.592	38.990	1:32.592	1:51.010	289.1	3:03:09.290								



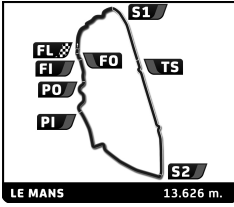
**FIA WEC**  
Official Test - 94<sup>e</sup> Edition des 24 Heures du Mans  
Free Practice 1 Test Day



Sector Analysis

Lap under Red Flag    Invalidated Lap    Personal Best    Session Best    B Crossing the pit lane

Lap	D	Time	Sector 1	Sector 2	Sector 3	T. Spd	Elapsed	Lap	D	Time	Sector 1	Sector 2	Sector 3	T. Spd	Elapsed							
14	1	3:52.093	36.347	1:27.887	1:47.859	310.6	1:01:50.821	6	3	4:01.531	37.868	1:32.936	1:50.727	284.6	36:01.646							
15	1	3:54.212	36.136	1:27.903	1:50.173	313.3	1:05:45.033	7	3	4:00.512	37.790	1:32.763	1:49.959	284.6	40:02.158							
16	1	5:00.364	37.214	2:35.652	1:47.498	81.0	1:10:45.397	8	3	4:06.475 B	38.305	1:32.473	1:55.697	284.6	44:08.633							
17	1	<del>3:54.042</del>	36.864	<del>1:28.652</del>	1:48.525	309.7	1:14:39.439	9	1	6:26.519	2:52.523	1:37.194	1:56.802	265.8	50:35.152							
18	1	4:00.295 B	36.695	1:28.613	1:54.987	313.3	1:18:39.734	10	1	4:10.599	40.202	1:35.272	1:55.125	282.4	54:45.751							
19	2	11:45.765	8:24.735	1:32.210	1:48.820	271.8	1:30:25.499	11	1	4:07.495	39.937	1:34.183	1:53.375	286.9	58:53.246							
20	2	5:11.303	48.424	1:51.067	2:31.812	224.6	1:35:36.802	12	1	4:07.607	39.142	1:34.626	1:53.839	282.4	1:03:00.853							
21	2	7:18.451 B	1:02.690	3:01.533	3:14.228	111.9	1:42:55.253	13	1	4:55.105 B	38.603	1:33.661	2:42.841	289.1	1:07:55.958							
22	2	9:19.622	3:13.085	2:56.088	3:10.449	114.2	1:52:14.875	14	2	7:26.260	3:56.174	1:36.251	1:53.835	279.5	1:15:22.218							
23	2	7:44.535	1:25.529	4:16.764	2:02.242	80.6	1:59:59.410	15	2	4:03.888	38.813	1:33.490	1:51.585	281.7	1:19:26.106							
24	2	4:11.839	39.685	1:37.290	1:54.864	251.1	2:04:11.249	16	2	4:01.000	38.071	1:32.626	1:50.303	284.6	1:23:27.106							
25	2	5:12.633	39.255	2:40.094	1:53.284	81.1	2:09:23.882	17	2	4:00.590	37.958	1:32.811	1:49.821	284.6	1:27:27.696							
26	2	3:52.285	37.332	1:27.800	1:47.153	308.0	2:13:16.167	18	2	4:48.243 B	37.630	1:32.315	2:38.298	287.6	1:32:15.939							
27	2	3:44.984	35.906	1:26.101	1:42.977	314.2	2:17:01.151	19	1	43:41.600	...	1:38.276	1:54.647	271.8	2:15:57.539							
28	2	3:42.525	35.030	1:25.744	1:41.751	311.5	2:20:43.676	20	1	4:07.338	38.970	1:34.054	1:54.314	286.1	2:20:04.877							
29	2	4:51.692	34.848	2:32.487	1:44.357	80.2	2:25:35.368	21	1	5:11.444	38.530	2:34.544	1:58.370	286.1	2:25:16.321							
30	2	3:51.480 B	36.476	1:26.159	1:48.845	313.3	2:29:26.848	22	1	4:02.936	38.085	1:33.159	1:51.692	283.1	2:29:19.257							
<b>26</b> Vector Sport 1. Ryan CULLEN 2. Vladislav LOMKO 3. Pietro FITTIPALDI Oreca 07 - Gibson LMP2								<b>28</b> IDEC SPORT 1. Paul LAFARGUE 2. Valerio RINICELLA 3. Job VAN UITERT Oreca 07 - Gibson LMP2														
1	3	5:05.095	1:30.229	1:40.629	1:54.237	207.5	5:05.095	1	2	4:35.033 B	56.410	1:39.084	1:59.539	210.7	4:35.033							
2	3	4:00.262 B	37.561	1:29.108	1:53.593	295.4	9:05.357	2	2	7:27.679	4:13.093	1:28.313	1:46.273	283.1	12:02.712							
3	3	12:00.663 B	8:43.506	1:27.285	1:49.872	300.3	21:06.020	3	2	3:46.669	36.824	1:26.137	1:43.708	303.7	15:49.381							
4	3	14:35.546	...	1:29.882	1:43.912	254.0	35:41.566	4	2	3:48.001 B	35.197	1:25.150	1:47.654	317.9	19:37.382							
5	3	3:39.981	35.062	1:24.412	1:40.507	319.8	39:21.547	5	2	15:04.497	...	1:29.179	1:45.728	273.2	34:41.879							
6	3	<b>3:38.003</b>	<b>34.495</b>	1:23.817	1:39.691	319.8	42:59.550	6	2	3:45.594	36.390	1:27.134	1:42.070	305.4	38:27.473							
7	3	4:57.564 B	34.663	<b>1:23.664</b>	2:59.237	317.0	47:57.114	7	2	3:47.587 B	35.403	1:24.753	1:47.431	311.5	42:15.060							
8	2	7:30.883	4:09.677	1:32.241	1:48.965	285.4	55:27.997	8	2	16:19.671	...	1:34.832	1:44.352	250.5	58:34.731							
9	2	3:45.955	35.453	1:26.833	1:43.669	317.9	59:13.952	9	2	3:46.744	36.031	1:25.440	1:45.273	310.6	1:02:21.475							
10	2	3:44.497	34.888	1:24.927	1:44.682	319.8	1:02:58.449	10	2	3:39.678	34.631	1:24.134	1:40.913	314.2	1:06:01.153							
11	2	3:48.168	34.741	1:25.720	1:47.707	317.9	1:06:46.617	11	2	4:50.175	40.714	2:24.109	1:45.352	161.5	1:10:51.328							
12	2	4:35.345 B	1:20.681	1:26.052	1:48.612	317.0	1:11:21.962	12	2	<del>3:40.768</del>	35.209	1:24.736	<del>1:40.823</del>	313.3	1:14:32.096							
13	1	5:18.671	2:08.410	1:26.785	1:43.476	283.9	1:16:40.633	13	2	<del>3:46.164</del>	34.725	<del>1:23.929</del>	1:47.510	314.2	1:18:18.260							
14	1	<del>3:42.372</del>	<del>35.298</del>	<del>1:25.025</del>	1:42.039	322.6	1:20:23.005	14	2	3:45.781 B	34.594	1:23.873	1:47.314	315.1	1:22:04.041							
15	1	<del>3:45.036</del>	<del>35.472</del>	<del>1:25.065</del>	1:44.499	319.8	1:24:08.041	15	1	17:57.908	...	2:47.645	3:14.982	131.5	1:40:01.949							
16	1	3:41.035	35.109	1:24.632	1:41.294	318.8	1:27:49.076	16	1	6:41.822	52.128	2:47.895	3:01.799	125.0	1:46:43.771							
17	1	<del>4:31.292 B</del>	<del>34.696</del>	1:24.578	2:32.018	321.7	1:32:20.368	17	1	6:33.313	1:00.778	3:02.690	2:29.845	97.1	1:53:17.084							
18	3	43:24.950	...	1:30.253	1:43.911	287.6	2:15:45.318	18	1	6:57.568	40.663	4:13.447	2:03.458	75.3	2:00:14.652							
19	3	<del>3:41.234</del>	<del>35.440</del>	1:25.244	1:40.550	314.2	2:19:26.552	19	1	4:11.631	39.166	1:35.850	1:56.615	257.6	2:04:26.283							
20	3	<del>4:50.168 B</del>	<del>34.578</del>	1:23.664	2:51.926	319.8	2:24:16.720	20	1	5:08.286	37.908	2:39.159	1:51.219	85.7	2:09:34.569							
21	3	<b>11:07.481 B</b>	6:13.919	1:25.306	3:28.256	317.9	2:35:24.201	21	1	3:48.672	36.403	1:25.947	1:46.322	317.0	2:13:23.241							
22	2	15:27.899	...	1:29.232	1:44.696	302.8	2:50:52.100	22	1	<del>3:46.070</del>	<del>35.705</del>	1:27.014	1:43.351	315.1	2:17:09.311							
23	2	3:39.668	34.822	1:24.619	1:40.227	319.8	2:54:31.768	23	1	3:42.332	35.330	1:25.458	1:41.544	315.1	2:20:51.643							
24	2	<del>3:41.280</del>	34.498	1:23.821	<del>1:42.961</del>	318.8	2:58:13.048	24	1	4:47.532	35.577	2:28.851	1:43.104	80.8	2:25:39.175							
25	2	3:38.431	34.547	1:24.209	<b>1:39.675</b>	317.9	3:01:51.479	25	1	3:43.040	35.041	1:26.634	1:41.365	316.0	2:29:22.215							
<b>27</b> Heart of Racing Team 1. Ian JAMES 2. Zacharie ROBICHON 3. Mattia DRUDI Aston Martin Vantage AMR LMGTS3 LMGTS3								26								1	5:22.794 B	35.209	1:25.466	3:22.119	316.0	2:34:45.009
1	3	5:37.050	1:57.220	1:41.931	1:57.899	218.8	5:37.050	27	3	15:46.073	...	1:29.718	1:45.836	286.9	2:50:31.082							
2	3	4:03.824	38.349	1:34.032	1:51.443	262.0	9:40.874	28	3	3:38.993	35.034	1:24.027	1:39.932	318.8	2:54:10.075							
3	3	4:11.782 B	37.931	1:34.995	1:58.856	286.1	13:52.656															
4	3	14:05.505	9:26.014	2:47.603	1:51.888	80.6	27:58.161															
5	3	4:01.954	37.911	1:33.132	1:50.911	254.0	32:00.115															



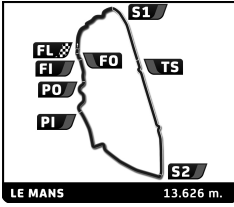
**FIA WEC**  
Official Test - 94<sup>o</sup> Edition des 24 Heures du Mans  
Free Practice 1 Test Day



**Sector Analysis**

Lap under Red Flag											Invalidated Lap	Personal Best	Session Best	B Crossing the pit lane	
Lap	D	Time	Sector 1	Sector 2	Sector 3	T. Spd	Elapsed	Lap	D	Time	Sector 1	Sector 2	Sector 3	T. Spd	Elapsed
29	3	<b>3:38.158</b>	<b>34.584</b>	<b>1:23.676</b>	<b>1:39.898</b>	318.8	2:57:48.233	11	3	5:07.058 <b>B</b>	35.824	1:24.559	3:06.675	318.8	54:11.563
30	3	3:39.912	34.739	1:23.938	1:41.235	317.9	3:01:28.145	12	1	17:37.659	...	1:35.225	1:47.807	257.0	1:11:49.222
<b>29</b>		<b>Forestier Racing by Panis</b>					Oreca 07 - Gibson								
		1. Louis ROUSSET					3. Olivier GRAY								
		2. Esteban MASSON					4. Sami MEGUETOUNIF								
1	4	5:08.633	1:32.437	1:40.984	1:55.212	232.8	5:08.633	13	1	3:43.228	35.595	1:24.957	1:42.676	314.2	1:15:32.450
2	4	3:52.056	37.141	1:28.452	1:46.463	271.8	9:00.689	14	1	3:38.847	34.474	1:24.170	1:40.203	317.0	1:19:11.297
3	4	3:47.460	36.270	1:26.865	1:44.325	284.6	12:48.149	15	1	3:40.844	35.049	1:25.047	1:40.748	316.0	1:22:52.141
4	4	3:44.907	35.267	1:26.163	1:43.477	313.3	16:33.056	16	1	3:40.484	36.510	1:24.063	1:39.911	320.7	1:26:32.625
5	4	5:23.437 <b>B</b>	35.036	1:25.636	3:22.765	314.2	21:56.493	17	1	3:37.789	34.665	1:23.310	1:39.814	318.8	1:30:10.414
6	3	13:28.317	...	1:32.492	1:45.999	247.7	35:24.810	18	1	5:29.403 <b>B</b>	43.179	1:51.467	2:54.757	170.1	1:35:39.817
7	3	3:43.138	34.910	1:25.358	1:42.870	309.7	39:07.948	19	1	39:58.491	...	1:29.672	1:44.653	261.3	2:15:38.308
8	3	3:39.304	34.676	1:24.267	1:40.361	313.3	42:47.252	20	1	3:43.577	35.332	1:24.891	1:43.354	316.0	2:19:21.885
9	3	3:39.017	34.504	1:24.049	1:40.464	314.2	46:26.269	21	1	4:53.121 <b>B</b>	34.674	<b>1:23.238</b>	2:55.209	319.8	2:24:15.006
10	3	3:48.088 <b>B</b>	35.792	1:25.771	1:46.525	311.5	50:14.357	22	2	<b>11:29.837</b> <b>B</b>	6:34.487	1:50.339	3:05.011	313.3	2:35:44.843
11	3	6:15.496	3:08.295	1:24.287	1:42.914	312.4	56:29.853	23	2	14:48.632	...	1:28.708	1:43.557	273.9	2:50:33.475
12	3	3:42.312	34.496	1:25.271	1:42.545	312.4	1:00:12.165	24	2	3:39.668	35.085	1:24.689	1:39.894	317.9	2:54:13.143
13	3	3:40.383	34.484	1:25.903	1:39.996	279.5	1:03:52.548	25	2	3:41.563	<b>34.460</b>	1:23.649	1:43.454	321.7	2:57:54.706
14	3	4:39.618	34.579	1:24.359	2:40.680	317.9	1:08:32.166	26	2	<b>3:37.440</b>	34.568	1:23.554	<b>1:39.318</b>	321.7	3:01:32.146
15	3	3:41.691	36.140	1:23.942	1:41.609	313.3	1:12:13.857	<b>32</b>		<b>Team WRT</b>		3. Augusto FARFUS		BMW M4 LMGT3 Evo	
16	3	<del>3:41.089</del>	<del>34.936</del>	1:25.231	1:40.922	316.0	1:15:54.946			1. Darren LEUNG		2. Sean GELAE		LMGT3	
17	3	3:45.125 <b>B</b>	34.532	1:23.665	1:46.928	316.0	1:19:40.071	1	3	4:34.894	59.763	1:40.480	1:54.651	220.1	4:34.894
18	1	8:57.225	5:42.172	1:28.708	1:46.345	304.5	1:28:37.296	2	3	4:03.131	38.025	1:33.635	1:51.471	288.4	8:38.025
19	1	4:01.097	36.298	1:34.354	1:50.445	315.1	1:32:38.393	3	3	4:00.891	38.198	1:32.463	1:50.230	287.6	12:38.916
20	1	7:15.097	52.512	3:05.170	3:17.415	93.2	1:39:53.490	4	3	3:59.945	37.330	1:32.565	1:50.050	286.1	16:38.861
21	1	6:45.588	55.645	2:47.565	3:02.378	130.4	1:46:39.078	5	3	4:06.795 <b>B</b>	37.760	1:32.196	1:56.839	288.4	20:45.656
22	1	6:32.566	1:00.347	3:01.582	2:30.637	87.2	1:53:11.644	6	3	8:07.693	4:30.017	1:46.110	1:51.566	273.2	28:53.349
23	1	6:55.731	40.850	4:13.034	2:01.847	66.5	2:00:07.375	7	3	3:58.550	37.717	<b>1:31.145</b>	1:49.688	292.3	32:51.899
24	1	4:13.571	39.967	1:37.970	1:55.634	260.1	2:04:20.946	8	3	4:04.235 <b>B</b>	37.361	1:31.403	1:55.471	287.6	36:56.134
25	1	5:10.486	38.920	2:38.129	1:53.437	106.0	2:09:31.432	9	1	7:26.054	3:49.818	1:40.384	1:55.852	264.5	44:22.188
26	1	3:48.044	35.956	1:26.306	1:45.782	317.9	2:13:19.476	10	1	4:03.921	38.708	1:34.207	1:51.006	283.1	48:26.109
27	1	3:43.828	35.396	1:24.997	1:43.435	317.0	2:17:03.304	11	1	4:04.526	38.919	1:33.851	1:51.756	284.6	52:30.635
28	1	3:41.878	35.437	1:25.413	1:41.028	316.0	2:20:45.182	12	1	4:02.104	38.022	1:32.768	1:51.314	284.6	56:32.739
29	1	4:48.092	34.963	2:30.176	1:42.953	79.0	2:25:33.274	13	1	4:01.812	38.146	1:32.728	1:50.938	286.1	1:00:34.551
30	1	3:51.573 <b>B</b>	36.708	1:25.686	1:49.179	311.5	2:29:24.847	14	1	4:08.274 <b>B</b>	38.381	1:32.543	1:57.350	286.1	1:04:42.825
31	2	<b>7:47.000</b> <b>B</b>	2:24.869	3:10.869	2:11.262	80.8	2:37:11.847	15	2	14:25.657	...	1:33.201	1:50.947	283.9	1:19:08.482
32	2	13:27.886	...	1:26.138	1:44.691	300.3	2:50:39.733	16	2	6:36.147 <b>B</b>	37.266	1:32.158	4:26.723	288.4	1:25:44.629
33	2	3:42.749	35.004	1:24.807	1:42.938	317.9	2:54:22.482	17	2	6:32.897 <b>B</b>	2:17.482	1:36.265	2:39.150	284.6	1:32:17.526
34	2	3:38.890	34.600	1:24.880	1:39.410	319.8	2:58:01.372	18	2	7:46.810	1:46.983	2:44.204	3:15.623	125.8	1:40:04.336
35	2	<b>3:36.928</b>	<b>34.449</b>	<b>1:23.355</b>	<b>1:39.124</b>	315.1	3:01:38.300	19	2	6:40.555	50.645	2:48.542	3:01.368	144.0	1:46:44.891
<b>30</b>		<b>Duqueine Team</b>					Oreca 07 - Gibson								
		1. Doriane PIN					3. Richard VERSCHOOR								
		2. Julien ANDLAUER					LMP2								
1	3	5:30.325 <b>B</b>	1:49.498	1:39.378	2:01.449	207.1	5:30.325	20	2	6:33.337	1:00.465	3:02.550	2:30.322	83.2	1:53:18.228
2	3	12:40.454	9:28.324	1:27.974	1:44.156	307.1	18:10.779	21	2	6:57.316	40.753	4:13.052	2:03.511	72.1	2:00:15.544
3	3	3:42.380	35.705	1:25.467	1:41.208	313.3	21:53.159	22	2	4:12.448	39.538	1:35.045	1:57.865	275.9	2:04:27.992
4	3	5:03.391	38.655	2:40.834	1:43.902	80.7	26:56.550	23	2	<del>5:09.977</del>	37.826	<del>2:38.789</del>	1:53.362	104.6	2:09:37.969
5	3	3:43.368	35.568	1:25.456	1:42.344	316.0	30:39.918	24	2	<b>3:57.851</b>	37.264	1:31.601	<b>1:48.986</b>	289.1	2:13:35.820
6	3	3:39.808	35.013	1:24.671	1:40.124	314.2	34:19.726	25	2	4:00.041	<b>37.204</b>	1:31.344	1:51.493	289.9	2:17:35.861
7	3	3:39.524	34.985	1:24.651	1:39.888	315.1	37:59.250	26	2	4:09.042 <b>B</b>	40.228	1:32.612	1:56.202	287.6	2:21:44.903
8	3	3:42.892	36.761	1:25.105	1:41.026	315.1	41:42.142	27	1	6:15.855	2:38.867	1:39.546	1:57.442	253.4	2:28:00.758
9	3	3:40.987	34.876	1:24.305	1:41.806	316.0	45:23.129	28	1	<b>4:01.888</b>	39.111	1:32.795	1:49.982	283.1	2:32:02.646
10	3	3:41.376	34.900	1:24.175	1:42.301	320.7	49:04.505	29	1	<b>6:15.678</b> <b>B</b>	1:22.380	2:34.815	2:18.483	186.2	2:38:18.324
								30	1	12:54.178	9:25.292	1:34.456	1:54.430	289.9	2:51:12.502
								31	1	<del>3:59.950</del>	37.907	<del>1:32.010</del>	1:50.033	289.9	2:55:12.452
								32	1	3:59.622	37.644	1:32.038	1:49.940	289.1	2:59:12.074
								33	1	4:04.699	38.188	1:33.175	1:53.336	289.9	3:03:16.773





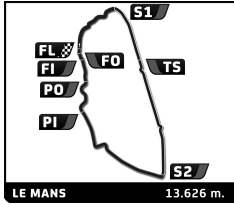
**FIA WEC**  
Official Test - 94<sup>e</sup> Edition des 24 Heures du Mans  
Free Practice 1 Test Day



**Sector Analysis**

Lap under Red Flag											Invalidated Lap											Personal Best											Session Best											B Crossing the pit lane										
Lap	D	Time	Sector 1	Sector 2	Sector 3	T. Spd	Elapsed	Lap	D	Time	Sector 1	Sector 2	Sector 3	T. Spd	Elapsed	Lap	D	Time	Sector 1	Sector 2	Sector 3	T. Spd	Elapsed	Lap	D	Time	Sector 1	Sector 2	Sector 3	T. Spd	Elapsed	Lap	D	Time	Sector 1	Sector 2	Sector 3	T. Spd	Elapsed															
5	3	3:36.022	35.257	1:22.309	1:38.456	335.6	19:22.826	30	3	4:46.833	34.901	2:28.952	1:42.980	312.4	2:25:03.791																																							
6	3	3:42.404	B	33.392	1:21.316	1:47.696	297.9	23:05.230	31	3	5:03.267	B	34.613	1:24.845	3:03.809	314.2	2:30:07.058																																					
7	3	29:26.221	...	1:22.371	1:37.567	330.5	52:31.451	32	3	21:04.389	...	1:30.760	1:43.270	296.2	2:51:11.447																																							
8	3	3:29.563	33.189	1:19.562	1:36.812	337.6	56:01.014	33	3	3:45.111	35.857	1:28.384	1:40.870	317.0	2:54:56.558																																							
9	3	3:29.390	33.522	1:19.926	1:35.942	339.7	59:30.404	34	3	3:38.570	34.463	1:24.050	1:40.057	316.0	2:58:35.128																																							
10	3	3:38.981	34.849	1:20.192	1:43.940	339.7	1:03:09.385	35	3	3:37.751	34.237	1:24.089	1:39.425	315.1	3:02:12.879																																							
11	3	3:42.747	B	34.339	1:21.703	1:46.705	339.7	1:06:52.132	<b>38</b> Cadillac Hertz Team Jota Cadillac V-Series.R											1.Sébastien BOURDAIS 3.Jack AITKEN HYPERCAR																																		
12	2	5:30.163	2:24.533	1:25.660	1:39.970	292.3	1:12:22.295	2.Earl BAMBER 4.Will STEVENS											1 2 4:37.514 B 1:18.134 1:25.945 1:53.435 258.2 4:37.514																																			
13	2	3:33.872	33.899	1:21.770	1:38.203	332.5	1:15:56.167	2 2 11:11.247 8:06.473 1:22.544 1:42.230 317.9 15:48.761											3 2 3:29.564 33.653 1:20.251 1:35.660 322.6 19:18.325																																			
14	2	3:31.031	33.675	1:20.307	1:37.049	338.7	1:19:27.198	4 2 3:33.666 33.521 1:21.830 1:38.315 254.6 22:51.991											5 2 4:47.676 35.806 2:35.918 1:35.952 80.7 27:39.667																																			
15	2	3:30.325	33.564	1:20.158	1:36.603	337.6	1:22:57.523	6 2 3:28.825 33.093 1:19.515 1:36.217 330.5 31:08.492											7 2 3:33.677 33.135 1:19.581 1:40.961 325.5 34:42.169																																			
16	2	3:37.796	B	34.005	1:20.637	1:43.154	339.7	1:26:55.319	8 2 3:33.891 B 32.990 1:19.304 1:41.597 325.5 38:16.060											9 2 10:41.183 7:42.607 1:20.556 1:38.020 327.5 48:57.243																																		
17	2	48:30.507	...	1:22.376	1:37.104	330.5	2:15:05.826	10 2 3:29.111 33.678 1:19.464 1:35.969 326.5 52:26.354											11 2 3:28.903 32.921 1:19.968 1:36.014 325.5 55:55.257																																			
18	2	3:34.537	33.537	1:22.677	1:38.323	330.5	2:18:40.363	12 2 3:30.534 33.012 1:21.039 1:36.483 327.5 59:25.791											13 2 3:28.557 33.087 1:18.932 1:36.538 329.5 1:02:54.348																																			
19	2	4:44.728	B	33.327	1:21.988	2:49.413	335.6	2:23:25.091	14 2 3:34.542 B 32.956 1:19.172 1:42.414 326.5 1:06:28.890											15 3 3:34.932 33.912 1:21.250 1:39.770 327.5 1:20:11.069																																		
20	1	8:18.256	5:14.116	1:22.816	1:41.324	336.6	2:31:43.347	16 3 3:37.834 B 33.446 1:19.650 1:44.738 330.5 1:27:20.204											17 3 3:31.304 34.179 1:20.556 1:36.566 330.5 1:23:42.370																																			
21	1	6:20.564	B	55.691	3:13.065	2:11.808	80.2	2:38:03.911	18 3 3:37.834 B 33.446 1:19.650 1:44.738 330.5 1:27:20.204											19 3 5:15.521 1:53.122 1:33.651 1:48.748 322.6 1:32:35.725																																		
22	1	14:20.625	...	1:24.185	1:40.240	322.6	2:52:24.536	20 3 7:21.065 B 54.144 3:05.026 3:21.895 95.0 1:39:56.790											21 3 10:00.589 4:14.006 2:35.988 3:10.595 131.9 1:49:57.379																																			
23	1	3:30.393	33.847	1:19.796	1:36.750	338.7	2:55:54.929	22 3 5:16.977 53.979 2:20.415 2:02.583 156.0 1:55:14.356											23 3 7:43.892 41.132 2:48.287 4:14.473 214.9 2:02:58.248																																			
24	1	3:33.053	33.844	1:21.388	1:37.821	337.6	2:59:27.982	24 3 6:16.597 1:21.735 2:57.507 1:57.355 81.4 2:09:14.845											25 3 3:34.459 35.385 1:21.440 1:37.634 330.5 2:12:49.304																																			
25	1	3:32.908	34.342	1:19.910	1:38.656	339.7	3:03:00.890	26 3 3:28.872 33.542 1:19.225 1:36.105 329.5 2:16:18.176											27 3 3:30.771 33.418 1:19.356 1:37.997 329.5 2:19:48.947																																			
<b>37</b> CLX Motorsport Oreca 07 - Gibson LMP2											<b>43</b> Inter Europol Competition Oreca 07 - Gibson LMP2																																											
1.Adrien CLOSMENIL 3.Theodor JENSEN											1.Jakub SMIECHOWSKI 3.Nicholas YELLOLY																																											
2.Ian AGUILERA											2.Tom DILLMANN																																											
1	1	5:06.749	1:35.519	1:36.974	1:54.256	241.1	5:06.749	1	2	5:28.941	B	1:48.218	1:39.478	2:01.245	190.1	5:28.941																																						
2	1	3:52.636	37.460	1:28.383	1:46.793	307.1	8:59.385	2	2	9:25.646	B	6:07.415	1:27.764	1:50.467	298.7	14:54.587																																						
3	1	3:46.544	37.034	1:26.558	1:42.952	308.0	12:45.929	3	2	4:56.061	1:45.170	1:28.413	1:42.478	308.0	19:50.648																																							
4	1	3:42.536	35.381	1:25.328	1:41.827	317.9	16:28.465	4	2	3:40.570	34.857	1:25.827	1:39.886	269.1	23:31.218																																							
5	1	3:42.161	35.213	1:25.352	1:41.596	318.8	20:10.626	5	2	4:45.882	36.192	2:28.397	1:41.293	87.5	28:17.100																																							
6	1	3:49.817	35.189	1:31.161	1:43.467	169.1	24:00.443	6	2	3:39.429	34.540	1:24.542	1:40.347	319.8	31:56.529																																							
7	1	4:26.445	36.759	2:08.622	1:41.064	265.8	28:26.888	7	2	3:39.815	35.022	1:24.783	1:40.010	318.8	35:36.344																																							
8	1	3:42.064	35.042	1:24.577	1:42.445	321.7	32:08.952																																															
9	1	3:40.733	35.023	1:25.305	1:40.405	305.4	35:49.685																																															
10	1	3:46.980	B	34.793	1:24.798	1:47.389	316.0	39:36.665																																														
11	2	7:39.384	4:24.132	1:28.970	1:46.282	311.5	47:16.049																																															
12	2	3:46.164	35.627	1:27.353	1:43.184	317.9	51:02.213																																															
13	2	3:44.679	35.330	1:26.183	1:43.166	316.0	54:46.892																																															
14	2	3:45.295	36.486	1:25.397	1:43.412	324.5	58:32.187																																															
15	2	3:44.163	36.548	1:25.701	1:41.914	314.2	1:02:16.350																																															
16	2	3:41.734	34.882	1:25.219	1:41.633	314.2	1:05:58.084																																															
17	2	4:49.032	37.837	2:29.095	1:42.100	81.2	1:10:47.116																																															
18	2	3:43.054	35.548	1:25.289	1:42.217	312.4	1:14:30.170																																															
19	2	3:40.753	35.035	1:24.797	1:40.921	315.1	1:18:10.923																																															
20	2	3:51.174	B	34.688	1:24.859	1:51.627	315.1	1:22:02.097																																														
21	3	9:23.253	6:01.218	1:28.198	1:53.837	297.0	1:31:25.350																																															
22	3	6:33.261	B	1:03.495	2:16.620	3:13.146	234.3	1:37:58.611																																														
23	3	8:47.158	2:59.622	2:46.356	3:01.180	155.5	1:46:45.769																																															
24	3	6:33.025	1:00.288	3:02.809	2:29.928	95.0	1:53:18.794																																															
25	3	9:15.169	40.833	4:17.802	4:16.534	85.5	2:02:33.963																																															
26	3	6:25.863	1:28.157	2:43.072	2:14.634	77.1	2:08:59.826																																															
27	3	3:48.145	37.054	1:27.114	1:43.977	315.1	2:12:47.971																																															
28	3	3:43.154	35.667	1:25.586	1:41.901	316.0	2:16:31.125																																															
29	3	3:45.833	35.083	1:25.137	1:45.613	316.0	2:20:16.958																																															





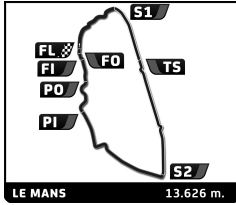
**FIA WEC**  
Official Test - 94<sup>o</sup> Edition des 24 Heures du Mans  
Free Practice 1 Test Day



**Sector Analysis**

Lap under Red Flag    Invalidated Lap    Personal Best    Session Best    Crossing the pit lane

Lap	D	Time	Sector 1	Sector 2	Sector 3	T. Spd	Elapsed	Lap	D	Time	Sector 1	Sector 2	Sector 3	T. Spd	Elapsed
<b>51</b> <b>Ferrari AF Corse</b> <span style="float:right">Ferrari 499P</span>															
1. Alessandro PIER GUIDI    3. Antonio GIOVINAZZI    HYPERCAR															
2. James CALADO															
1	1	4:20.491 B	1:04.697	1:29.339	1:46.455	204.4	4:20.491								
2	1	11:11.934	8:08.044	1:24.932	1:38.958	299.5	15:32.425								
3	1	3:31.944	34.008	1:20.972	1:36.964	337.6	19:04.369								
4	1	3:46.202 B	34.140	1:24.039	1:48.023	291.5	22:50.571								
5	1	22:10.066	...	1:23.094	1:38.735	319.8	45:00.637								
6	1	3:34.613	36.002	1:22.080	1:36.531	334.5	48:35.250								
7	1	3:35.523	36.178	1:20.844	1:38.501	338.7	52:10.773								
8	1	3:30.453	33.856	1:20.124	1:36.473	337.6	55:41.226								
9	1	3:31.835	33.563	1:20.385	1:37.887	337.6	59:13.061								
10	1	3:36.129 B	33.319	1:20.247	1:42.563	340.8	1:02:49.190								
11	3	7:03.717	2:48.136	2:28.448	1:47.133	286.9	1:09:52.907								
12	3	3:37.678	34.440	1:22.948	1:40.290	334.5	1:13:30.585								
13	3	3:34.381	34.339	1:21.196	1:38.846	336.6	1:17:04.966								
14	3	3:34.451	34.230	1:20.770	1:39.451	335.6	1:20:39.417								
15	3	3:31.831	33.620	1:20.516	1:37.695	335.6	1:24:11.248								
16	3	3:34.831	34.019	1:21.058	1:39.754	337.6	1:27:46.079								
17	3	4:28.038 B	33.417	1:20.202	2:34.419	335.6	1:32:14.117								
18	3	14:32.831	8:47.785	2:45.925	2:59.121	139.7	1:46:46.948								
19	3	6:33.017	1:00.670	3:02.708	2:29.639	88.9	1:53:19.965								
20	3	6:56.196	41.673	4:11.448	2:03.075	100.3	2:00:16.161								
21	3	4:12.726	39.615	1:35.539	1:57.572	288.4	2:04:28.887								
22	3	5:15.235 B	37.469	2:39.551	1:58.215	111.2	2:09:44.122								
23	3	5:47.780	2:44.937	1:23.533	1:39.310	307.1	2:15:31.902								
24	3	3:33.362	34.089	1:21.376	1:37.897	333.5	2:19:05.264								
25	3	4:30.687	33.310	1:19.937	2:37.440	335.6	2:23:35.951								
26	3	3:29.592	<b>33.049</b>	<b>1:19.868</b>	1:36.675	332.5	2:27:05.543								
27	3	3:37.033 B	33.389	1:19.869	1:43.775	337.6	2:30:42.576								
28	2	19:25.268	...	1:24.911	1:38.343	269.8	2:50:07.844								
29	2	<del>3:32.109</del>	33.633	1:21.006	<del>1:37.470</del>	333.5	2:53:39.953								
30	2	3:29.140	33.316	1:19.992	1:35.832	335.6	2:57:09.093								
31	2	<b>3:28.774</b>	33.138	1:20.159	<b>1:35.477</b>	335.6	3:00:37.867								
<b>54</b> <b>Vista AF Corse</b> <span style="float:right">Ferrari 296 LMGT3 Evo</span>															
1. Thomas FLOHR    3. Davide RIGON    LMGT3															
2. Francesco CASTELLACCI															
1	3	5:05.929 B	1:18.573	1:42.290	2:05.066	204.0	5:05.929								
2	3	5:55.362	2:26.320	1:34.319	1:54.723	276.6	11:01.291								
3	3	4:00.306	37.605	1:32.650	1:50.051	283.9	15:01.597								
4	3	3:59.479	37.646	1:32.063	1:49.770	284.6	19:01.076								
5	3	4:08.363 B	37.711	1:34.147	1:56.505	246.5	23:09.439								
6	3	6:47.161	3:24.799	1:32.544	1:49.818	282.4	29:56.600								
7	3	<b>3:58.243</b>	37.317	<b>1:31.827</b>	1:49.099	287.6	33:54.843								
8	3	6:26.730 B	37.574	1:31.988	4:17.168	277.3	40:21.573								
9	3	5:19.812	1:54.435	1:34.074	1:51.303	283.9	45:41.385								
10	3	3:58.841	37.481	1:32.193	1:49.167	283.9	49:40.226								
11	3	3:58.246	37.277	1:31.992	<b>1:48.977</b>	284.6	53:38.472								
12	3	4:05.044 B	<b>37.200</b>	1:32.579	1:55.265	283.1	57:43.516								
13	1	6:33.514	2:57.809	1:37.504	1:58.201	279.5	1:04:17.030								
14	1	<del>5:07.938</del>	39.142	<del>1:34.206</del>	2:54.590	286.9	1:09:24.968								
15	1	4:07.392	38.517	1:33.722	1:55.153	286.9	1:13:32.360								
16	1	4:06.123	39.382	1:34.959	1:51.782	287.6	1:17:38.483								
17	1	4:03.549	38.198	1:33.437	1:51.914	281.7	1:21:42.032								
18	1	4:01.882	38.290	1:32.845	1:50.747	284.6	1:25:43.914								
19	1	4:01.747	38.054	1:32.652	1:51.041	286.9	1:29:45.661								
20	1	5:40.320	43.552	2:00.500	2:56.268	168.8	1:35:25.981								
21	1	7:18.104	1:04.396	3:00.964	3:12.744	116.5	1:42:44.085								
22	1	6:53.326	56.258	2:46.598	3:10.470	122.2	1:49:37.411								
23	1	5:01.209	1:00.271	2:07.538	1:53.400	112.0	1:54:38.620								
24	1	5:51.430	38.519	3:03.531	2:09.380	190.7	2:00:30.050								
25	1	4:25.550 B	39.675	1:40.353	2:05.522	239.5	2:04:55.600								
26	1	9:37.722	6:07.132	1:36.004	1:54.586	281.7	2:14:33.322								
27	1	5:37.833 B	38.165	2:53.774	2:05.894	241.1	2:20:11.155								
28	2	30:49.403	...	1:36.602	1:52.284	267.1	2:51:00.558								
29	2	<del>4:02.107</del>	37.840	<del>1:33.447</del>	1:50.820	283.1	2:55:02.665								
30	2	4:00.345	37.528	1:32.969	1:49.848	280.2	2:59:03.010								
31	2	<del>4:01.248</del>	<del>37.495</del>	1:33.004	<del>1:50.749</del>	283.9	3:03:04.258								
<b>57</b> <b>Kessel Racing</b> <span style="float:right">Ferrari 296 LMGT3 Evo</span>															
1. Takeshi KIMURA    3. Daniel SERRA    LMGT3															
2. Conrad LAURSEN															
1	3	5:33.699	1:55.366	1:40.642	1:57.691	226.0	5:33.699								
2	3	4:01.736	39.010	1:32.880	1:49.846	285.4	9:35.435								
3	3	3:59.348	<b>37.292</b>	1:32.120	1:49.936	285.4	13:34.783								
4	3	3:58.632	37.612	1:31.782	1:49.238	286.1	17:33.415								
5	3	4:07.372 B	37.573	1:33.503	1:56.296	277.3	21:40.787								
6	3	7:17.402	3:29.555	1:52.198	1:55.649	258.2	28:58.189								
7	3	4:03.273	40.477	1:31.982	1:50.814	286.1	33:01.462								
8	3	4:07.518	37.498	1:33.146	1:56.874	285.4	37:08.980								
9	3	<b>3:58.439</b>	37.518	<b>1:31.748</b>	<b>1:49.173</b>	284.6	41:07.419								
10	3	4:04.290 B	37.340	1:32.060	1:54.890	284.6	45:11.709								
11	1	5:38.220	2:05.212	1:37.326	1:55.682	283.1	50:49.929								
12	1	4:08.114	39.430	1:34.964	1:53.720	283.1	54:58.043								
13	1	4:04.432	38.112	1:33.932	1:52.388	288.4	59:02.475								
14	1	4:04.854	38.360	1:33.846	1:52.648	286.9	1:03:07.329								
15	1	4:59.547	38.901	1:34.188	2:46.458	284.6	1:08:06.876								
16	1	4:06.339	39.036	1:34.544	1:52.759	283.1	1:12:13.215								



**FIA WEC**  
Official Test - 94<sup>e</sup> Edition des 24 Heures du Mans  
Free Practice 1 Test Day



Sector Analysis

Lap under Red Flag    Invalidated Lap    Personal Best    Session Best    B Crossing the pit lane

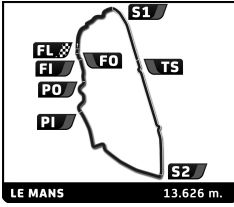
Lap	D	Time	Sector 1	Sector 2	Sector 3	T. Spd	Elapsed
17	1	4:04.097	38.138	1:33.527	1:52.432	285.4	1:16:17.312
18	1	4:03.134	37.982	1:33.760	1:51.392	283.9	1:20:20.446
19	1	4:17.354	39.953	1:36.073	2:01.328	284.6	1:24:37.800
20	2	5:44.419	2:16.757	1:33.434	1:54.228	286.1	1:30:22.219
21	2	5:13.694	50.262	1:51.071	2:32.361	224.2	1:35:35.913
22	2	7:15.655	1:02.482	3:01.285	3:11.888	124.7	1:42:51.568
23	2	6:52.214	55.003	2:47.931	3:09.280	113.4	1:49:43.782
24	2	5:12.775	58.888	2:13.038	2:00.849	125.3	1:54:56.557
25	2	7:44.222	40.924	2:51.312	4:11.986	219.6	2:02:40.779
26	2	6:25.268	1:27.773	2:50.220	2:07.275	91.6	2:09:06.047
27	2	4:00.468	38.207	1:32.154	1:50.107	286.9	2:13:06.515
28	2	4:05.829	38.365	1:32.553	1:54.911	284.6	2:17:12.344
29	2	3:59.843	37.488	1:32.204	1:50.151	283.9	2:21:12.187
30	2	5:06.333	1:00.817	2:09.021	1:56.495	251.7	2:26:18.520
31	2	5:43.173	2:20.161	1:32.898	1:50.114	283.9	2:32:01.693
32	2	6:08.952	1:22.164	2:33.320	2:13.468	189.1	2:38:10.645
33	1	13:21.024	9:50.311	1:38.842	1:51.871	263.2	2:51:31.669
34	1	4:01.553	37.707	1:32.899	1:50.947	287.6	2:55:33.222
35	1	4:02.330	37.541	1:33.281	1:51.508	286.1	2:59:35.552
36	1	4:03.256	37.769	1:33.851	1:51.636	284.6	3:03:38.808

58		Garage 59		McLaren 720S LMGT3 Evo			
		1. Alexander WEST	3. Benjamin GOETHE	LMGT3			
		2. Finn GEHRSTZ	4. Antares AU				
1	2	5:44.499	2:06.005	1:36.934	2:01.560	269.8	5:44.499
2	2	3:58.980	37.328	1:32.268	1:49.384	286.1	9:43.479
3	2	3:58.638	37.616	1:31.876	1:49.146	286.9	13:42.117
4	2	3:59.851	37.512	1:32.087	1:50.252	285.4	17:41.968
5	2	3:58.531	37.444	1:31.787	1:49.300	286.9	21:40.499
6	2	5:15.844	40.176	2:45.029	1:50.639	80.5	26:56.343
7	2	3:57.766	37.439	1:31.720	1:48.607	288.4	30:54.109
8	2	4:05.172	37.221	1:31.872	1:56.079	286.1	34:59.281
9	1	8:03.047	4:30.953	1:35.718	1:56.376	282.4	43:02.328
10	1	4:06.995	38.869	1:34.123	1:54.003	283.9	47:09.323
11	1	4:05.087	38.478	1:33.447	1:53.162	283.9	51:14.410
12	1	4:03.544	38.356	1:33.080	1:52.108	286.1	55:17.954
13	1	4:06.072	38.768	1:33.805	1:53.499	286.1	59:24.026
14	1	4:13.247	38.674	1:33.731	2:00.842	284.6	1:03:37.273
15	3	7:11.005	2:39.772	2:36.777	1:54.456	80.8	1:10:48.278
16	3	4:03.021	38.524	1:33.230	1:51.267	283.9	1:14:51.299
17	3	4:00.179	37.923	1:32.189	1:50.067	288.4	1:18:51.478
18	3	4:00.589	37.822	1:32.318	1:50.449	282.4	1:22:52.067
19	3	4:00.692	38.454	1:32.472	1:49.766	275.9	1:26:52.759
20	3	3:59.024	37.652	1:32.197	1:49.175	283.1	1:30:51.783
21	3	7:01.819	47.891	2:59.336	3:14.592	117.8	1:37:53.602
22	3	7:05.403	1:14.429	2:44.379	3:06.595	110.5	1:44:59.005
23	3	7:08.899	59.458	2:56.403	3:13.038	120.5	1:52:07.904
24	3	7:41.199	1:26.161	4:15.954	1:59.084	79.6	1:59:49.103
25	3	4:09.962	40.030	1:38.073	1:51.859	265.8	2:03:59.065
26	3	5:25.889	38.604	2:41.649	2:05.636	94.6	2:09:24.954
27	1	6:31.277	2:52.389	1:40.471	1:58.417	236.9	2:15:56.231
28	1	4:08.354	39.371	1:34.369	1:54.614	282.4	2:20:04.585
29	1	5:05.306	38.233	2:34.291	1:52.782	283.9	2:25:09.891
30	1	4:04.758	38.332	1:33.193	1:53.233	285.4	2:29:14.649

Lap	D	Time	Sector 1	Sector 2	Sector 3	T. Spd	Elapsed
31	1	7:37.752	38.323	1:33.852	5:25.577	283.1	2:36:52.401
32	1	14:46.654	...	1:34.525	1:53.723	288.4	2:51:39.055
33	1	4:05.740	39.131	1:32.823	1:53.786	289.9	2:55:44.795
34	1	4:04.787	39.145	1:33.588	1:52.054	290.7	2:59:49.582
35	1	4:03.878	38.385	1:33.445	1:52.048	284.6	3:03:53.460

59		Racing Spirit Of Lemman		Aston Martin Vantage AMR LMGT3			
		1. Clément MATEU	3. Valentin HASSE CLOT	LMGT3			
		2. Marius FOSSARD					
1	3	7:12.545	2:38.966	2:07.715	2:25.864	160.1	7:12.545
2	3	15:10.689	...	1:53.451	2:13.673	183.3	22:23.234
3	3	10:39.863	6:35.868	1:55.873	2:08.122	190.4	33:03.097
4	3	4:25.490	41.113	1:36.445	2:07.932	265.8	37:28.587
5	3	10:38.349	6:57.976	1:46.240	1:54.133	209.5	48:06.936
6	3	3:59.372	37.843	1:32.475	1:49.054	284.6	52:06.308
7	3	3:57.412	37.528	1:31.545	1:48.339	289.1	56:03.720
8	3	3:57.634	37.160	1:31.529	1:48.945	285.4	1:00:01.354
9	3	5:39.473	37.499	1:31.613	3:30.361	285.4	1:05:40.827
10	2	6:22.953	2:50.533	1:38.688	1:53.732	241.1	1:12:03.780
11	2	4:01.677	38.324	1:32.812	1:50.541	282.4	1:16:05.457
12	2	4:01.487	37.833	1:32.967	1:50.687	282.4	1:20:06.944
13	2	4:02.061	37.712	1:32.410	1:51.939	289.9	1:24:09.005
14	2	4:05.138	38.094	1:36.537	1:50.507	287.6	1:28:14.143
15	2	4:17.200	37.816	1:33.754	2:05.630	285.4	1:32:31.343
16	2	7:24.186	56.498	3:05.045	3:22.643	109.4	1:39:55.529
17	1	9:55.723	4:03.196	2:41.722	3:10.805	133.7	1:49:51.252
18	1	5:11.658	56.623	2:51.491	1:59.544	129.4	1:55:02.910
19	1	7:45.014	39.683	2:51.646	4:13.685	234.3	2:02:47.924
20	1	6:23.261	1:26.522	2:50.980	2:05.759	74.5	2:09:11.185
21	1	4:19.985	39.274	1:36.168	2:04.543	286.9	2:13:31.170
22	1	6:57.897	3:27.409	1:36.042	1:54.446	282.4	2:20:29.067
23	1	5:09.738	38.970	2:35.618	1:55.150	79.9	2:25:38.805
24	1	4:05.017	38.316	1:33.824	1:52.877	283.9	2:29:43.822
25	1	5:49.998	37.960	1:33.184	3:38.854	286.1	2:35:33.820
26	1	15:49.027	...	1:35.314	1:52.699	286.1	2:51:22.847
27	1	4:02.937	38.263	1:33.128	1:51.546	284.6	2:55:25.784
28	1	4:03.469	38.032	1:33.722	1:51.715	284.6	2:59:29.253
29	1	4:02.650	38.129	1:33.058	1:51.463	283.9	3:03:31.903

61		Iron Lynx		Mercedes-AMG LMGT3			
		1. Martin BERRY	3. Maxime MARTIN	LMGT3			
		2. Rui ANDRADE					
1	3	4:51.607	1:02.079	1:50.911	1:58.617	221.0	4:51.607
2	3	4:06.392	38.822	1:35.820	1:51.750	274.5	8:57.999
3	3	4:04.517	38.186	1:34.179	1:52.152	275.9	13:02.516
4	3	4:09.362	38.355	1:33.803	1:57.204	275.9	17:11.878
5	3	9:27.436	4:49.345	2:46.462	1:51.629	80.7	26:39.314
6	3	4:01.853	37.628	1:33.886	1:50.339	275.9	30:41.167
7	3	4:02.017	37.604	1:33.648	1:50.765	275.2	34:43.184
8	3	4:07.522	37.737	1:33.360	1:56.425	278.8	38:50.706
9	1	7:40.836	4:03.346	1:38.831	1:58.659	268.4	46:31.542
10	1	4:09.959	40.657	1:35.534	1:53.768	282.4	50:41.501
11	1	4:05.229	39.233	1:34.086	1:51.910	283.1	54:46.730
12	1	4:10.418	39.346	1:34.343	1:56.729	286.9	58:57.148
13	1	4:06.441	38.443	1:32.881	1:55.117	284.6	1:03:03.589



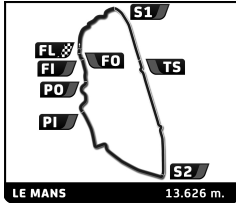
**FIA WEC**  
Official Test - 94<sup>o</sup> Edition des 24 Heures du Mans  
Free Practice 1 Test Day



Sector Analysis

Lap under Red Flag    Invalidated Lap    Personal Best    Session Best    Crossing the pit lane

Lap	D	Time	Sector 1	Sector 2	Sector 3	T. Spd	Elapsed	Lap	D	Time	Sector 1	Sector 2	Sector 3	T. Spd	Elapsed
14	1	4:50.091	38.923	1:32.732	2:38.436	286.1	1:07:53.680	30	1	4:01.385	37.970	1:32.169	1:51.246	289.1	2:55:50.356
15	1	4:15.744	46.058	1:33.188	1:56.498	283.9	1:12:09.424	31	1	4:01.690	38.051	1:32.033	1:51.606	289.9	2:59:52.046
16	1	4:02.387	38.751	1:32.109	1:50.527	285.4	1:16:11.811	32	1	4:02.018	38.552	1:32.402	1:51.064	289.1	3:03:54.064
17	1	4:02.560	38.147	1:32.320	1:52.093	287.6	1:20:14.371	<b>69</b> Team WRT 1. Anthony MCINTOSH    3. Daniel HARPER    BMW M4 LMGT3 Evo 2. Parker THOMPSON    LMGT3							
18	1	4:01.387	38.271	1:32.226	1:50.890	289.9	1:24:15.758	1	2	4:34.044	54.039	1:39.010	2:00.995	234.3	4:34.044
19	1	4:07.655	38.273	1:32.399	1:56.983	287.6	1:28:23.413	2	2	7:29.639	3:58.990	1:36.814	1:53.835	252.3	12:03.683
20	2	9:31.132	3:22.713	2:53.447	3:14.972	106.2	1:37:54.545	3	2	4:01.953	38.936	1:32.748	1:50.269	286.9	16:05.636
21	2	7:05.419	1:14.883	2:44.017	3:06.519	116.5	1:44:59.964	4	2	3:59.318	37.714	1:32.231	1:49.373	285.4	20:04.954
22	2	7:08.585	59.045	2:56.716	3:12.824	120.3	1:52:08.549	5	2	4:10.507	37.789	1:42.038	1:50.680	138.7	24:15.461
23	2	7:42.186	1:26.261	4:16.286	1:59.639	77.5	1:59:50.735	6	2	4:31.755	41.134	2:00.838	1:49.783	263.9	28:47.216
24	2	4:12.359	39.299	1:38.966	1:54.094	236.3	2:04:03.094	7	2	3:59.158	37.939	1:32.039	1:49.180	283.9	32:46.374
25	2	5:15.362	37.763	2:39.631	1:57.968	91.7	2:09:18.456	8	2	3:59.170	37.585	1:32.118	1:49.467	283.1	36:45.544
26	2	4:04.604	37.657	1:32.276	1:54.671	289.1	2:13:23.060	9	2	4:00.260	37.659	1:32.032	1:50.569	289.1	40:45.804
27	2	4:00.560	37.580	1:32.627	1:50.353	284.6	2:17:23.620	10	2	3:58.845	37.601	1:32.115	1:49.129	285.4	44:44.649
28	2	3:59.225	37.515	1:32.277	1:49.433	283.9	2:21:22.845	11	2	4:32.940	38.124	1:58.629	1:56.187	116.2	49:17.589
29	2	5:04.233	1:11.885	1:55.171	1:57.177	269.8	2:26:27.078	12	3	10:09.715	6:35.129	1:37.242	1:57.344	269.1	59:27.304
30	2	8:54.831	3:45.945	1:34.544	3:34.342	285.4	2:35:21.909	13	3	4:04.425	39.224	1:33.242	1:51.959	286.9	1:03:31.729
31	2	16:24.778	...	1:33.929	1:51.071	284.6	2:51:46.687	14	3	4:59.491	38.104	1:32.707	2:48.680	284.6	1:08:31.220
32	2	4:01.073	37.422	1:31.364	1:52.287	289.1	2:55:47.760	15	3	4:02.424	38.044	1:33.299	1:51.081	285.4	1:12:33.644
33	2	4:07.923	37.438	1:37.298	1:53.187	286.9	2:59:55.683	16	3	4:00.621	37.532	1:31.944	1:51.145	284.6	1:16:34.265
34	2	4:00.050	37.388	1:31.091	1:51.571	290.7	3:03:55.733	17	3	4:00.100	38.289	1:31.843	1:49.968	288.4	1:20:34.365
<b>62</b> Team Qatar by Iron Lynx    Mercedes-AMG LMGT3 1. Abdulla AL-KHELIFI    3. Giuliano ALESI    LMGT3 2. Julian HANSES								18	3	3:59.145	37.575	1:31.313	1:50.257	289.9	1:24:33.510
1	2	5:58.965	2:09.317	1:52.929	1:56.719	221.4	5:58.965	19	3	3:59.141	37.530	1:31.943	1:49.668	285.4	1:28:32.651
2	2	4:05.105	38.327	1:34.531	1:52.247	276.6	10:04.070	20	3	4:22.123	37.873	1:43.241	2:01.009	284.6	1:32:54.774
3	2	4:03.130	37.948	1:33.756	1:51.426	278.1	14:07.200	21	3	7:04.647	40.894	3:02.813	3:20.940	100.5	1:39:59.421
4	2	4:02.645	37.922	1:33.414	1:51.309	277.3	18:09.845	22	1	9:55.684	4:10.713	2:34.008	3:10.963	125.1	1:49:55.105
5	2	4:04.271	38.718	1:33.575	1:51.978	278.8	22:14.116	23	1	5:17.046	55.054	2:18.787	2:03.205	126.6	1:55:12.151
6	2	5:17.910	40.292	2:46.106	1:51.512	80.7	27:32.026	24	1	7:42.404	41.530	2:45.818	4:15.056	249.4	2:02:54.555
7	2	4:00.717	37.798	1:32.798	1:50.121	284.6	31:32.743	25	1	6:28.136	1:23.208	2:55.950	2:08.978	67.0	2:09:22.691
8	2	4:08.548	37.633	1:33.045	1:57.870	280.9	35:41.291	26	1	6:25.691	2:58.720	1:34.629	1:52.342	280.2	2:15:48.382
9	1	6:36.340	2:57.828	1:36.843	2:01.669	274.5	42:17.631	27	1	4:06.264	38.589	1:35.135	1:52.540	283.1	2:19:54.646
10	1	5:39.333	2:10.917	1:33.967	1:54.449	284.6	47:56.964	28	1	5:18.083	38.344	2:34.528	2:05.211	284.6	2:25:12.729
11	1	4:07.571	40.800	1:33.810	1:52.961	282.4	52:04.535	29	1	5:38.476	2:04.414	1:36.466	1:57.596	229.9	2:30:51.205
12	1	4:05.584	38.263	1:33.999	1:53.322	289.1	56:10.119	30	1	5:46.040	37.895	3:05.146	2:02.999	285.4	2:36:37.245
13	1	4:03.558	38.154	1:33.074	1:52.330	283.9	1:00:13.677	31	1	14:09.198	...	1:35.905	1:54.200	257.0	2:50:46.443
14	1	4:01.458	37.798	1:32.642	1:51.018	285.4	1:04:15.135	32	1	4:04.219	39.501	1:33.113	1:51.605	286.9	2:54:50.662
15	1	5:03.871	38.419	1:32.710	2:52.742	285.4	1:09:19.006	33	1	4:01.743	38.074	1:32.745	1:50.924	285.4	2:58:52.405
16	1	6:02.027	38.650	1:35.103	3:48.274	280.9	1:15:21.033	34	1	4:01.899	38.231	1:32.859	1:50.809	286.1	3:02:54.304
17	3	8:45.384	5:16.601	1:35.864	1:52.919	278.8	1:24:06.417	<b>74</b> Kessel Racing    Ferrari 296 LMGT3 Evo 1. Dustin BLATTNER    3. Dennis MARSCHALL    LMGT3 2. Lorenzo PATRESE							
18	3	4:04.559	38.410	1:33.097	1:52.052	286.9	1:28:10.976	1	3	5:31.957	1:53.246	1:41.179	1:57.532	246.5	5:31.957
19	3	4:19.421	38.103	1:34.627	2:06.691	282.4	1:32:30.397	2	3	4:01.337	37.862	1:33.187	1:50.288	284.6	9:33.294
20	3	7:21.473	56.619	3:04.442	3:20.412	109.5	1:39:51.870	3	3	3:59.503	37.449	1:32.324	1:49.730	283.9	13:32.797
21	3	6:45.684	55.434	2:47.666	3:02.584	132.1	1:46:37.554	4	3	4:01.755	37.629	1:34.277	1:49.849	283.1	17:34.552
22	3	6:33.753	1:01.341	3:01.344	2:31.068	92.4	1:53:11.307	5	3	4:00.865	37.551	1:33.196	1:50.118	283.1	21:35.417
23	3	6:55.632	40.766	4:12.419	2:02.447	70.4	2:00:06.939	6	3	5:13.932	39.561	2:44.728	1:49.643	80.2	26:49.349
24	3	4:13.696	39.886	1:37.899	1:55.911	260.1	2:04:20.635	7	3	4:00.223	37.712	1:33.113	1:49.398	282.4	30:49.572
25	3	5:10.417	38.824	2:38.002	1:53.591	104.2	2:09:31.052	8	3	4:09.025	37.841	1:32.657	1:58.527	283.9	34:58.597
26	3	4:01.712	37.831	1:32.962	1:50.919	289.1	2:13:32.764	9	1	5:49.563	2:14.835	1:36.707	1:58.021	279.5	40:48.160
27	3	4:00.346	37.736	1:31.950	1:50.660	288.4	2:17:33.110	10	1	4:08.885	39.603	1:34.781	1:54.501	283.1	44:57.045
28	3	6:40.537	37.737	2:23.810	3:38.990	142.1	2:24:13.647								
29	1	27:35.324	...	1:34.416	1:51.534	287.6	2:51:48.971								



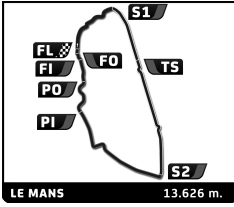
**FIA WEC**  
Official Test - 94<sup>o</sup> Edition des 24 Heures du Mans  
Free Practice 1 Test Day



**Sector Analysis**

Lap under Red Flag    Invalidated Lap    Personal Best    Session Best    Crossing the pit lane

Lap	D	Time	Sector 1	Sector 2	Sector 3	T. Spd	Elapsed	Lap	D	Time	Sector 1	Sector 2	Sector 3	T. Spd	Elapsed
11	1	4:15.996	B 38.925	1:34.636	2:02.435	289.1	49:13.041	25	1	4:09.744	B 38.257	1:32.726	1:58.761	283.1	2:17:15.886
12	1	5:43.965	2:10.081	1:38.270	1:55.614	271.1	54:57.006	26	3	14:03.760	...	1:34.520	1:50.913	281.7	2:31:19.646
13	1	4:04.043	38.232	1:34.048	1:51.763	282.4	59:01.049	27	3	6:39.682	B 1:03.642	3:23.237	2:12.803	81.1	2:37:59.328
14	1	4:02.783	38.236	1:33.894	1:51.653	283.1	1:03:04.832	28	3	13:18.617	9:54.225	1:33.067	1:51.325	284.6	2:51:17.945
15	1	4:53.256	38.383	1:33.523	2:41.350	285.4	1:07:58.088	29	3	3:59.359	37.731	1:31.951	1:49.677	286.9	2:55:17.304
16	1	4:07.716	42.488	1:33.355	1:51.873	283.1	1:12:05.804	30	3	3:58.272	37.422	1:31.881	1:48.969	285.4	2:59:15.576
17	1	4:02.342	37.996	1:33.396	1:50.950	283.1	1:16:08.146	31	3	3:59.193	37.547	1:31.686	1:49.960	289.1	3:03:14.769
18	1	4:02.927	38.160	1:33.556	1:51.211	282.4	1:20:11.073	<b>78 Akkodis ASP Team</b> Lexus RC F LMGT3							
19	1	4:11.247	B 38.127	1:33.817	1:59.303	283.1	1:24:22.320	1.Tom VAN ROMPUY 3.Jack HAWKSWORTH LMGT3							
20	2	5:35.668	2:08.806	1:34.371	1:52.491	253.4	1:29:57.988	2.Hadrien DAVID							
21	2	5:32.549	41.091	1:59.898	2:51.560	187.1	1:35:30.537	1	3	6:19.180	2:48.567	1:38.304	1:52.309	250.5	6:19.180
22	2	7:18.077	1:03.754	3:01.581	3:12.742	106.6	1:42:48.614	2	3	3:59.448	37.453	1:32.582	1:49.413	282.4	10:18.628
23	2	6:52.305	55.455	2:46.991	3:09.859	114.3	1:49:40.919	3	3	3:59.184	37.379	1:32.358	1:49.447	282.4	14:17.812
24	2	5:01.089	59.723	2:08.953	1:52.413	122.8	1:54:42.008	4	3	3:58.223	37.384	1:31.964	1:48.875	283.1	18:16.035
25	2	7:55.957	37.866	3:05.352	4:12.739	207.1	2:02:37.965	5	3	4:08.384	B 37.276	1:32.425	1:58.683	284.6	22:24.419
26	2	6:24.699	1:27.677	2:44.959	2:12.063	74.8	2:09:02.664	6	2	7:21.071	3:53.235	1:35.247	1:52.589	278.8	29:45.490
27	2	3:58.898	37.326	1:32.183	1:49.389	282.4	2:13:01.562	7	2	4:00.481	37.791	1:32.707	1:49.983	280.9	33:45.971
28	2	3:58.934	37.461	1:32.345	1:49.128	280.9	2:17:00.496	8	2	3:59.348	37.564	1:32.045	1:49.739	281.7	37:45.319
29	2	4:06.417	B 37.801	1:32.505	1:56.111	283.9	2:21:06.913	9	2	3:59.410	37.657	1:32.014	1:49.739	284.6	41:44.729
30	3	5:53.595	2:30.116	1:33.376	1:50.103	279.5	2:27:00.508	10	2	3:58.701	37.731	1:31.479	1:49.491	288.4	45:43.430
31	3	4:00.459	37.991	1:32.842	1:49.626	284.6	2:31:00.967	11	2	3:58.616	37.620	1:31.558	1:49.438	286.1	49:42.046
32	3	6:07.533	B 37.662	3:15.752	2:14.119	172.0	2:37:08.500	12	2	3:59.113	37.713	1:31.882	1:49.518	285.4	53:41.159
33	1	14:27.223	...	1:35.020	1:52.285	282.4	2:51:35.723	13	2	4:00.223	37.780	1:31.993	1:50.450	276.6	57:41.382
34	1	4:01.518	38.099	1:32.979	1:50.440	283.9	2:55:37.241	14	2	3:59.305	37.646	1:32.024	1:49.635	278.8	1:01:40.687
35	1	4:02.856	38.231	1:33.755	1:50.870	282.4	2:59:40.097	15	2	4:09.461	B 38.331	1:32.750	1:58.380	283.9	1:05:50.148
36	1	4:01.430	38.492	1:32.582	1:50.356	286.1	3:03:41.527	16	1	7:38.845	4:07.297	1:36.150	1:55.398	281.7	1:13:28.993
<b>77 Proton Competition</b> Ford Mustang LMGT3															
1.Eric POWELL 3.Sebastian PRIAULX LMGT3															
2.Ben TUCK															
1	2	6:19.793	2:43.856	1:40.034	1:55.903	235.8	6:19.793	17	1	4:05.526	38.897	1:34.088	1:52.541	286.1	1:17:34.519
2	2	4:15.286	B 38.811	1:33.953	2:02.522	286.1	10:35.079	18	1	4:04.257	38.457	1:32.508	1:52.292	280.9	1:21:38.776
3	2	8:15.894	4:44.790	1:35.788	1:55.316	264.5	18:50.973	19	1	4:03.303	38.223	1:33.482	1:51.598	280.9	1:25:42.079
4	2	4:13.552	B 38.483	1:35.740	1:59.329	230.3	23:04.525	20	1	4:03.250	38.302	1:33.118	1:51.830	282.4	1:29:45.329
5	2	10:20.580	6:56.116	1:33.838	1:50.626	282.4	33:25.105	21	1	5:48.321	B 42.363	2:00.155	3:05.803	186.2	1:35:33.650
6	2	4:00.535	37.818	1:32.515	1:50.202	283.1	37:25.640	22	1	11:33.707	B 3:40.581	2:45.444	5:07.682	104.6	1:47:07.357
7	2	3:59.498	37.703	1:32.361	1:49.434	283.1	41:25.138	23	1	8:07.429	3:49.409	2:15.692	2:02.328	154.9	1:55:14.786
8	2	3:58.886	37.452	1:31.932	1:49.502	286.1	45:24.024	24	1	7:44.260	4:12.243	2:48.812	4:14.205	204.0	2:02:59.046
9	2	3:59.732	37.586	1:32.395	1:49.751	285.4	49:23.756	25	1	6:25.376	B 1:22.142	2:56.753	2:06.481	98.7	2:09:24.422
10	2	4:00.642	38.299	1:33.095	1:49.248	283.9	53:24.398	26	3	6:02.903	2:39.656	1:33.570	1:49.677	281.7	2:15:27.325
11	2	4:00.435	37.616	1:33.425	1:49.394	283.1	57:24.833	27	3	3:59.937	37.474	1:32.519	1:49.944	284.6	2:19:27.262
12	2	5:57.048	B 38.505	1:32.113	3:46.430	285.4	1:03:21.881	28	3	5:09.351	B 37.296	1:40.768	2:51.287	283.1	2:24:36.613
13	1	10:08.942	6:33.932	1:36.369	1:58.641	283.1									



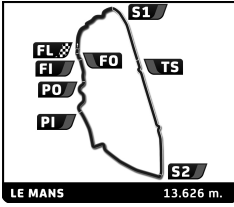
**FIA WEC**  
Official Test - 94<sup>o</sup> Edition des 24 Heures du Mans  
Free Practice 1 Test Day



Sector Analysis

Lap under Red Flag    Invalidated Lap    Personal Best    Session Best    Crossing the pit lane

Lap	D	Time	Sector 1	Sector 2	Sector 3	T. Spd	Elapsed	Lap	D	Time	Sector 1	Sector 2	Sector 3	T. Spd	Elapsed
7	1	17:59.534	...	1:40.570	2:03.287	280.2	45:05.940	25	1	13:21.571	...	1:22.748	1:40.050	335.6	2:50:31.379
8	1	4:15.868	40.609	1:36.978	1:58.281	283.9	49:21.808	26	1	3:31.723	34.070	1:20.461	1:37.192	341.9	2:54:03.102
9	1	4:12.919	40.472	1:35.875	1:56.572	283.1	53:34.727	27	1	<del>3:29.682</del>	<del>33.606</del>	1:20.091	1:35.985	332.5	2:57:32.784
10	1	4:10.718	39.604	1:35.764	1:55.350	277.3	57:45.445	28	1	<b>3:28.896</b>	33.233	1:19.783	1:35.880	336.6	3:01:01.680
11	1	4:11.456	39.878	1:36.032	1:55.546	280.2	1:01:56.901	<b>87 Akkodis ASP Team</b> Lexus RC F LMGT3							
12	1	4:09.728	39.120	1:35.527	1:55.081	286.1	1:06:06.629	1.Petru UMBRĂRESCU 3.José Maria LÓPEZ LMGT3							
13	1	5:11.649	57.126	2:18.071	1:56.452	233.3	1:11:18.278	2.Clemens SCHMID							
14	1	4:19.935	<b>B</b> 40.618	1:35.001	2:04.316	283.9	1:15:38.213	1	3	6:41.058	3:02.307	1:40.372	1:58.379	248.2	6:41.058
15	3	5:39.630	2:10.426	1:36.595	1:52.609	280.9	1:21:17.843	2	3	4:00.261	37.951	1:32.770	1:49.540	280.9	10:41.319
16	3	<del>4:00.535</del>	<del>37.598</del>	1:32.810	<del>1:50.127</del>	280.9	1:25:18.378	3	3	4:04.990	<b>B</b> <b>36.892</b>	1:32.134	1:55.964	282.4	14:46.309
17	3	<b>3:58.810</b>	37.606	1:32.242	<b>1:48.962</b>	281.7	1:29:17.188	4	1	34:22.407	...	1:41.814	1:54.523	230.3	49:08.716
18	3	6:10.408	<b>B</b> 38.190	2:13.427	3:18.791	161.3	1:35:27.596	5	1	4:06.691	39.639	1:35.265	1:51.787	254.0	53:15.407
19	1	9:44.064	<b>B</b> 3:48.038	2:45.204	3:10.822	111.2	1:45:11.660	6	1	4:05.788	38.516	1:33.891	1:53.381	281.7	57:21.195
20	1	8:19.221	2:45.751	2:59.664	2:33.806	122.0	1:53:30.881	7	1	4:01.666	37.784	1:33.321	1:50.561	280.9	1:01:22.861
21	1	6:55.555	41.278	4:05.610	2:08.667	97.1	2:00:26.436	8	1	<del>4:01.068</del>	37.755	<del>1:32.888</del>	1:50.425	281.7	1:05:23.929
22	1	4:14.904	40.228	1:39.159	1:55.517	205.9	2:04:41.340	9	1	5:00.249	37.803	2:31.657	1:50.789	282.4	1:10:24.178
23	1	5:08.896	38.953	2:35.384	1:54.559	101.7	2:09:50.236	10	1	4:08.466	<b>B</b> 37.627	1:33.340	1:57.499	281.7	1:14:32.644
24	1	4:06.694	38.493	1:34.632	1:53.569	283.1	2:13:56.930	11	2	5:51.916	2:27.726	1:33.337	1:50.853	281.7	1:20:24.560
25	1	4:06.542	39.317	1:34.274	1:52.951	282.4	2:18:03.472	12	2	<del>4:01.877</del>	<del>37.626</del>	<del>1:33.315</del>	1:50.936	279.5	1:24:26.437
26	1	4:52.915	38.616	1:34.332	2:39.967	283.9	2:22:56.387	13	2	3:59.353	37.639	1:32.103	1:49.611	282.4	1:28:25.790
27	1	4:14.713	45.067	1:35.520	1:54.126	278.8	2:27:11.100	14	2	4:06.364	37.257	1:34.959	1:54.148	280.9	1:32:32.154
28	1	4:12.105	<b>B</b> 38.436	1:34.529	1:59.140	281.7	2:31:23.205	15	2	7:20.508	56.675	3:05.092	3:18.741	100.0	1:39:52.662
29	3	20:07.700	...	1:36.444	1:51.732	273.9	2:51:30.905	16	2	6:45.943	<b>B</b> 55.763	2:47.324	3:02.856	131.3	1:46:38.605
30	3	<del>3:58.703</del>	37.443	1:32.220	<del>1:49.040</del>	283.9	2:55:29.608	17	2	28:03.344	...	1:36.157	1:53.663	275.9	2:14:41.949
31	3	4:02.432	37.333	1:31.809	1:53.290	287.6	2:59:32.040	18	2	<del>4:01.469</del>	<del>37.567</del>	1:33.954	1:49.948	279.5	2:18:43.418
32	3	<del>4:00.277</del>	<b>B</b> <b>37.256</b>	<b>1:31.729</b>	<del>1:51.292</del>	285.4	3:03:32.317	19	2	4:59.780	<b>B</b> 37.117	<b>1:31.684</b>	1:50.979	282.4	2:23:43.198
<b>83 AF Corse</b> Ferrari 499P							<b>3.Philip HANSON</b> HYPERCAR								
1.Yifei YE															
2.Robert KUBICA															
1	2	4:23.413	<b>B</b> 1:07.644	1:27.325	1:48.444	269.1	4:23.413	20	1	6:22.764	2:51.813	1:38.397	1:52.554	240.0	2:30:05.962
2	2	10:46.786	7:37.356	1:24.578	1:44.852	305.4	15:10.199	21	1	<b>5:36.309</b>	<b>B</b> 37.201	1:49.676	3:09.432	280.9	2:35:42.271
3	2	3:32.299	33.728	1:20.977	1:37.594	298.7	18:42.498	22	3	16:24.290	...	1:36.040	1:50.793	275.9	2:52:06.561
4	2	3:31.887	33.300	1:21.501	1:37.086	329.5	22:14.385	23	3	<b>3:57.421</b>	36.919	1:31.907	<b>1:48.595</b>	283.9	2:56:03.982
5	2	5:00.710	<b>B</b> 35.133	2:39.633	1:45.944	80.7	27:15.095	24	3	4:28.661	<b>B</b> 40.840	1:33.557	2:14.264	248.8	3:00:32.643
6	2	5:20.293	2:16.542	1:24.707	1:39.044	329.5	32:35.388	<b>88 Proton Competition</b> Ford Mustang LMGT3							
7	2	3:31.072	33.124	1:20.286	1:37.662	334.5	36:06.460	1.Stefano GATTUSO 3.Logan SARGEANT LMGT3							
8	2	3:29.383	33.727	1:20.397	<b>1:35.259</b>	336.6	39:35.843	2.Giammarco LEVORATO							
9	2	3:36.853	<b>B</b> 33.239	1:19.874	1:43.740	334.5	43:12.696	1	3	5:30.196	1:50.212	1:43.309	1:56.675	207.1	5:30.196
10	3	5:03.722	2:01.117	1:22.616	1:39.989	328.5	48:16.418	2	3	4:08.993	<b>B</b> 38.675	1:33.414	1:56.904	284.6	9:39.189
11	3	3:33.979	35.746	1:20.615	1:37.618	336.6	51:50.397	3	3	9:48.058	6:21.332	1:35.022	1:51.704	280.9	19:27.247
12	3	3:30.184	33.551	1:20.530	1:36.103	339.7	55:20.581	4	3	4:09.512	<b>B</b> 37.942	1:34.892	1:56.678	278.8	23:36.759
13	3	3:40.072	<b>B</b> 34.237	1:21.129	1:44.706	334.5	59:00.653	5	3	13:21.746	9:57.557	1:33.381	1:50.808	283.9	36:58.505
14	3	<del>4:25.958</del>	9:26.136	1:21.903	<del>1:37.919</del>	333.5	1:11:26.611	6	3	3:59.968	37.720	1:32.291	1:49.957	286.9	40:58.473
15	3	<del>3:30.652</del>	<del>33.758</del>	1:20.497	1:36.397	336.6	1:14:57.263	7	3	3:59.828	37.810	1:31.939	1:50.079	286.9	44:58.301
16	3	<del>3:29.699</del>	<del>33.280</del>	<del>1:20.166</del>	<del>1:36.253</del>	333.5	1:18:26.962	8	3	4:00.557	37.931	1:31.929	1:50.697	293.0	48:58.858
17	3	3:32.264	33.461	1:20.219	1:38.584	338.7	1:21:59.226	9	3	3:58.369	37.498	<b>1:31.574</b>	1:49.297	289.1	52:57.227
18	3	3:31.647	33.098	<b>1:19.774</b>	1:38.775	339.7	1:25:30.873	10	3	4:04.386	37.396	1:31.946	1:55.044	287.6	57:01.613
19	3	3:31.141	33.288	1:20.118	1:37.735	333.5	1:29:02.014	11	3	4:00.084	37.512	1:32.134	1:50.438	284.6	1:01:01.697
20	3	5:23.151	<b>B</b> <b>33.003</b>	1:24.680	3:25.468	332.5	1:34:25.165	12	3	4:03.946	<b>B</b> 37.560	1:31.578	1:54.808	289.1	1:05:05.643
21	1	40:22.291	<b>B</b> ...	1:35.173	1:51.044	301.2	2:14:47.456	13	2	7:34.710	3:59.311	1:41.401	1:53.998	266.5	1:12:40.353
22	1	10:28.205	<b>B</b> 6:13.941	2:25.681	1:48.583	305.4	2:25:15.661	14	2	4:00.697	37.713	1:32.527	1:50.457	286.9	1:16:41.050
23	1	4:46.475	<b>B</b> 1:37.733	1:22.459	1:46.283	316.0	2:30:02.136	15	2	4:00.772	37.478	1:32.414	1:50.880	286.9	1:20:41.822
24	1	<b>7:07.672</b>	<b>B</b> 1:48.002	3:04.918	2:14.752	81.0	2:37:09.808	16	2	3:59.908	37.886	1:32.000	1:50.022	287.6	1:24:41.730
								17	2	3:59.914	37.435	1:32.833	1:49.646	286.9	1:28:41.644
								18	2	<del>4:14.836</del>	37.425	<del>1:39.213</del>	1:58.198	287.6	1:32:56.480
								19	2	7:04.195	<b>B</b> 40.508	3:03.811	3:19.876	111.7	1:40:00.675



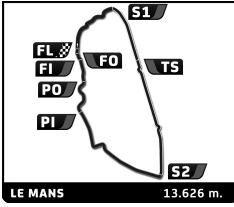
**FIA WEC**  
Official Test - 94<sup>o</sup> Edition des 24 Heures du Mans  
Free Practice 1 Test Day



**Sector Analysis**

Lap under Red Flag							Invalidated Lap		Personal Best		Session Best		B Crossing the pit lane		
Lap	D	Time	Sector 1	Sector 2	Sector 3	T. Spd	Elapsed	Lap	D	Time	Sector 1	Sector 2	Sector 3	T. Spd	Elapsed
20	1	12:15.322	6:08.579	2:55.803	3:10.940	105.7	1:52:15.997	3	2	43:31.554	...	1:35.076	1:51.769	275.2	52:55.478
21	1	7:44.184	1:25.655	4:16.203	2:02.326	82.8	2:00:00.181	4	2	4:00.011	37.447	1:33.212	1:49.352	275.9	56:55.489
22	1	4:11.841	39.612	1:36.981	1:55.248	250.5	2:04:12.022	5	2	4:05.756	37.328	1:33.037	1:55.391	278.1	1:01:01.245
23	1	5:12.894	38.957	2:40.063	1:53.874	76.9	2:09:24.916	6	1	7:10.062	2:45.449	1:35.729	2:48.884	281.7	1:08:11.307
24	1	4:02.858	38.728	1:32.579	1:51.551	294.6	2:13:27.774	7	1	4:05.860	39.021	1:34.387	1:52.452	278.1	1:12:17.167
25	1	4:11.760	38.206	1:33.202	2:00.352	288.4	2:17:39.534	8	1	4:02.804	38.058	1:33.156	1:51.590	282.4	1:16:19.971
26	1	4:07.171	B 37.613	1:31.957	1:57.601	290.7	2:21:46.705	9	1	4:02.494	37.802	1:33.899	1:50.793	279.5	1:20:22.465
27	1	5:57.941	2:33.821	1:33.222	1:50.898	281.7	2:27:44.646	10	1	4:10.564	B 38.278	1:33.442	1:58.844	280.2	1:24:33.029
28	1	4:00.427	37.794	1:32.144	1:50.489	285.4	2:31:45.073	11	1	5:08.074	1:41.417	1:34.576	1:52.081	279.5	1:29:41.103
29	1	<b>6:21.620</b>	B 1:02.289	3:05.998	2:13.333	80.8	2:38:06.693	12	1	5:51.595	B 39.812	1:59.178	3:12.605	194.1	1:35:32.698
30	3	<del>4:02.410</del>	...	1:34.924	<del>1:50.936</del>	283.1	2:52:10.103	13	1	9:40.226	B 3:53.411	2:37.468	3:09.347	146.9	1:45:12.924
31	3	<b>3:58.184</b>	37.411	1:31.776	<b>1:48.997</b>	286.1	2:56:08.287	14	3	8:16.052	2:43.344	2:59.454	2:33.254	113.6	1:53:28.976
32	3	<del>3:59.474</del>	<b>37.254</b>	1:31.976	<del>1:50.244</del>	286.1	3:00:07.761	15	3	6:55.598	42.061	4:04.866	2:08.671	104.9	2:00:24.574
<b>91</b> <b>Manthey DK Engineering</b> Porsche 911 GT3 R LMGT3							<b>93</b> <b>Peugeot Totalenergies</b> Peugeot 9X8 HYPERCAR								
1. James COTTINGHAM 3. Ayhançan GÜVEN LMGT3							1. Paul DI RESTA 3. Nick CASSIDY								
2. Timur BOGUSLAVSKIY							2. Stoffel VANDORNE								
1	3	5:18.251	1:42.317	1:40.422	1:55.512	223.2	5:18.251	1	3	5:08.930	1:45.698	1:34.710	1:48.522	232.8	5:08.930
2	3	4:02.996	38.403	1:33.663	1:50.930	277.3	9:21.247	2	3	3:38.785	35.784	1:22.835	1:40.166		8:47.715
3	3	4:01.465	37.744	1:33.345	1:50.376	280.2	13:22.712	3	3	3:32.443	33.868	1:20.556	1:38.019	336.6	12:20.158
4	3	4:05.658	B 37.475	1:32.695	1:55.488	277.3	17:28.370	4	3	3:31.896	33.858	1:20.587	1:37.451	310.6	15:52.054
5	3	11:30.215	8:04.794	1:35.531	1:49.890	275.9	28:58.585	5	3	3:33.156	33.837	1:21.014	1:38.305	317.9	19:25.210
6	3	6:20.968	B 40.419	1:32.298	4:08.251	283.9	35:19.553	6	3	3:46.758	B 33.782	1:25.032	1:47.944	263.2	23:11.968
7	1	5:37.892	2:08.356	1:35.382	1:54.154	280.2	40:57.445	7	1	5:21.535	1:58.965	1:41.345	1:41.225	258.2	28:33.503
8	1	4:06.777	38.586	1:33.779	1:54.412	275.2	45:04.222	8	1	3:29.402	33.426	1:19.974	<b>1:36.002</b>	339.7	32:02.905
9	1	4:05.035	38.824	1:33.873	1:52.338	283.1	49:09.257	9	1	3:33.754	35.603	1:20.845	1:37.306	335.6	35:36.659
10	1	4:05.043	39.521	1:33.105	1:52.417	283.1	53:14.300	10	1	3:30.768	33.289	1:19.749	1:37.730	332.5	39:07.427
11	1	4:11.303	B 38.491	1:34.066	1:58.746	278.1	57:25.603	11	1	3:36.985	B 33.356	1:19.796	1:43.833	316.0	42:44.412
12	2	5:33.829	2:04.131	1:35.718	1:53.980	276.6	1:02:59.432	12	1	9:36.700	6:36.386	1:20.151	1:40.163	340.8	52:21.112
13	2	4:39.688	37.867	1:33.955	2:27.866	283.9	1:07:39.120	13	1	<b>3:29.271</b>	<b>33.081</b>	<b>1:19.657</b>	1:36.533	339.7	55:50.383
14	2	4:18.603	54.456	1:33.442	1:50.705	282.4	1:11:57.723	14	1	3:32.035	33.403	1:20.717	1:37.915	322.6	59:22.418
15	2	4:02.147	37.818	1:33.059	1:51.270	278.8	1:15:59.870	15	1	<del>3:29.685</del>	33.184	1:19.667	<del>1:36.834</del>		1:02:52.103
16	2	<del>4:01.001</del>	37.524	1:33.125	<del>1:50.352</del>	278.8	1:20:00.871	16	1	<del>3:36.127</del>	B 33.412	1:20.055	1:42.660	314.2	1:06:28.230
17	2	4:00.554	37.447	1:32.676	1:50.431	281.7	1:24:01.425	17	3	5:49.408	2:41.666	1:27.126	1:40.616	271.1	1:12:17.638
18	2	4:05.914	B 37.314	1:32.405	1:56.195	279.5	1:28:07.339	18	3	<del>3:32.599</del>	<del>33.998</del>	1:21.816	<del>1:37.785</del>	332.5	1:15:51.237
19	3	9:48.013	B 3:51.937	2:41.802	3:14.274	121.3	1:37:55.352	19	3	<del>3:31.752</del>	<del>33.510</del>	1:20.888	1:37.354		1:19:22.989
20	3	8:51.657	B 3:04.942	2:46.112	3:00.603	139.6	1:46:47.009	20	3	3:30.516	33.246	1:20.458	1:36.812		1:22:53.505
21	1	8:28.487	4:11.252	2:17.748	1:59.487	144.8	1:55:15.496	21	3	3:33.441	34.891	1:21.142	1:37.408		1:26:26.946
22	1	7:46.837	B 41.092	2:49.473	4:16.272	205.9	2:03:02.333	22	3	3:41.399	B 33.759	1:20.829	1:46.811	322.6	1:30:08.345
23	1	11:41.052	8:06.978	1:38.071	1:56.003	249.9	2:14:43.385	23	3	23:14.772	...	3:01.508	2:29.333	106.0	1:53:23.117
24	1	<del>4:04.822</del>	38.427	1:34.525	<del>1:51.870</del>	278.8	2:18:48.207	24	3	6:55.511	41.090	4:10.762	2:03.659	101.0	2:00:18.628
25	1	4:56.676	38.083	1:33.444	2:45.149	279.5	2:23:44.883	25	3	4:11.681	38.607	1:37.158	1:55.916	220.1	2:04:30.309
26	1	4:03.435	38.159	1:33.967	1:51.309	278.8	2:27:48.318								
27	1	4:01.250	37.759	1:32.323	1:51.168	286.9	2:31:49.568								
28	1	<b>6:19.757</b>	B 1:03.580	3:02.133	2:14.044	81.0	2:38:09.325								
29	2	12:57.136	9:34.640	1:32.771	1:49.725	289.1	2:51:06.461								
30	2	3:59.826	<b>37.204</b>	1:32.366	1:50.256	286.9	2:55:06.287								
31	2	<b>3:57.614</b>	37.231	<b>1:31.656</b>	<b>1:48.727</b>	283.9	2:59:03.901								
32	2	3:58.601	37.270	1:31.912	1:49.419	289.9	3:03:02.502								
<b>92</b> <b>The Bend Manthey</b> Porsche 911 GT3 R LMGT3															
1. Yasser SHAHIN 3. Richard LIETZ LMGT3															
2. Riccardo PERA															
1	2	5:00.886	1:26.048	1:39.602	1:55.236	248.8	5:00.886								
2	2	4:23.038	B 37.874	1:34.028	2:11.136	278.1	9:23.924								





**FIA WEC**  
Official Test - 94<sup>o</sup> Edition des 24 Heures du Mans  
Free Practice 1 Test Day



**Sector Analysis**

Lap under Red Flag    Invalidated Lap    Personal Best    Session Best    B Crossing the pit lane

Lap	D	Time	Sector 1	Sector 2	Sector 3	T. Spd	Elapsed
21	2	4:41.567 <b>B</b>	54.264	2:05.190	1:42.113	283.9	2:25:51.991
22	3	4:46.646	1:46.269	1:21.724	1:38.653	305.4	2:30:38.637
23	3	<b>5:40.392 B</b>	33.406	2:10.477	2:56.509	330.5	2:36:19.029
24	3	<del>4:04.351</del>	...	1:22.313	<del>1:39.589</del>	315.1	2:50:23.380
25	3	3:28.203	33.117	1:19.612	1:35.474	330.5	2:53:51.583
26	3	<b>3:27.011</b>	<b>32.944</b>	<b>1:19.060</b>	<b>1:35.007</b>	339.7	2:57:18.594
27	3	3:31.116	32.972	1:19.122	1:39.022	334.5	3:00:49.710

**150** **Richard Mille AF Corse** Ferrari 296 LMGT3 Evo  
 1. Custodio TOLEDO 3. Riccardo AGOSTINI  
 2. Lilou WADOUX LMGT3

1	3	5:58.158 <b>B</b>	2:08.245	1:44.305	2:05.608	211.9	5:58.158
2	3	8:26.626	4:58.789	1:35.983	1:51.854	279.5	14:24.784
3	3	4:01.021	37.730	1:32.851	1:50.440	282.4	18:25.805
4	3	4:00.204	37.508	1:33.692	<b>1:49.004</b>	284.6	22:26.009
5	3	5:19.669 <b>B</b>	38.712	2:45.276	1:55.681	80.2	27:45.678
6	2	22:44.862	...	1:35.122	1:51.778	283.1	50:30.540
7	2	4:00.830	38.036	1:33.077	1:49.717	281.7	54:31.370
8	2	3:59.977	38.146	1:32.355	1:49.476	283.9	58:31.347
9	2	4:06.360 <b>B</b>	38.037	1:32.433	1:55.890	284.6	1:02:37.707
10	1	15:18.474	...	1:36.635	1:55.128	280.9	1:17:56.181
11	1	4:06.709	38.499	1:34.485	1:53.725	283.9	1:22:02.890
12	1	4:03.904	38.016	1:33.561	1:52.327	285.4	1:26:06.794
13	1	4:05.000	38.679	1:34.074	1:52.247	286.1	1:30:11.794
14	1	5:31.398 <b>B</b>	1:00.021	1:50.278	2:41.099	211.5	1:35:43.192
15	1	9:23.663	3:39.519	2:39.769	3:04.375	114.3	1:45:06.855
16	1	7:04.543	54.765	2:57.310	3:12.468	113.1	1:52:11.398
17	1	7:44.800	1:26.385	4:16.078	2:02.337	83.3	1:59:56.198
18	1	<del>4:12.026</del>	40.247	<del>1:35.983</del>	1:55.796	275.9	2:04:08.224
19	1	5:13.651	38.977	2:38.572	1:56.102	77.0	2:09:21.875
20	1	<del>4:16.474 B</del>	39.396	<del>1:36.630</del>	2:00.448	282.4	2:13:38.349
21	1	5:31.323	1:55.240	1:39.194	1:56.889	276.6	2:19:09.672
22	1	5:05.868	38.229	1:33.893	2:53.746	282.4	2:24:15.540
23	1	4:03.906	38.321	1:33.786	1:51.799	282.4	2:28:19.446
24	1	<b>4:32.480 B</b>	40.203	1:34.341	2:17.936	283.9	2:32:51.926
25	3	18:18.059	...	1:32.729	1:49.982	284.6	2:51:09.985
26	3	<del>3:59.057</del>	37.486	1:32.297	<del>1:49.274</del>	285.4	2:55:09.042
27	3	<b>3:57.957</b>	<b>37.093</b>	<b>1:31.463</b>	1:49.401	286.9	2:59:06.999
28	3	3:58.951	37.866	1:31.832	1:49.253	285.4	3:03:05.950

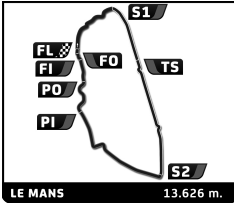
**183** **AF Corse** Oreca 07 - Gibson  
 1. François PERRODO 3. Ben BARNICOAT  
 2. Matthieu VAXIVIERE LMP2 P/A

1	2	5:01.470 <b>B</b>	1:15.227	1:41.063	2:05.180	217.0	5:01.470
2	2	6:21.360 <b>B</b>	2:54.742	1:31.944	1:54.674	260.7	11:22.830
3	2	6:41.923	3:28.494	1:28.562	1:44.867	255.2	18:04.753
4	2	3:52.782 <b>B</b>	35.531	1:26.296	1:50.955	310.6	21:57.535
5	2	7:38.909	4:26.431	1:28.934	1:43.544	295.4	29:36.444
6	2	3:39.003	34.581	1:24.001	1:40.421	319.8	33:15.447
7	2	3:39.999	34.304	1:24.137	1:41.558	319.8	36:55.446
8	2	3:39.364	34.438	1:25.059	1:39.867	320.7	40:34.810
9	2	3:36.282	34.165	1:23.360	1:38.757	319.8	44:11.092
10	2	3:38.279	34.240	1:23.656	1:40.383	321.7	47:49.371
11	2	3:44.518	38.286	1:24.748	1:41.484	321.7	51:33.889
12	2	<b>3:35.526</b>	<b>33.983</b>	<b>1:23.355</b>	<b>1:38.188</b>	321.7	55:09.415

13	2	3:59.600 <b>B</b>	36.280	1:29.703	1:53.617	260.1	59:09.015
14	1	16:04.311	...	1:29.573	1:45.460	301.2	1:15:13.326
15	1	3:48.437	36.245	1:27.359	1:44.833	316.0	1:19:01.763
16	1	<del>3:50.058</del>	<del>37.414</del>	1:27.271	1:45.373	315.1	1:22:51.821
17	1	3:47.077	36.344	1:27.252	1:43.481	303.7	1:26:38.898
18	1	3:52.090	36.013	1:26.436	1:49.641	316.0	1:30:30.988
19	1	5:14.259 <b>B</b>	47.282	1:50.157	2:36.820	178.8	1:35:45.247
20	1	9:24.688	3:52.936	2:28.498	3:03.254	164.2	1:45:09.935
21	1	7:05.847 <b>B</b>	54.230	2:57.882	3:13.735	107.0	1:52:15.782
22	1	23:02.908	...	1:29.679	1:46.322	308.9	2:15:18.690
23	1	3:49.015	36.336	1:29.022	1:43.657	313.3	2:19:07.705
24	1	4:52.272 <b>B</b>	35.770	1:25.709	2:50.793	317.0	2:23:59.977
25	3	5:24.801	2:10.413	1:30.116	1:44.272	284.6	2:29:24.778
26	3	<b>5:21.801 B</b>	34.939	1:25.781	3:21.081	317.0	2:34:46.579
27	3	15:42.944	...	1:28.501	1:42.482	266.5	2:50:29.523
28	3	3:39.093	34.969	1:24.458	1:39.666	322.6	2:54:08.616
29	3	<del>3:39.260</del>	34.606	1:24.191	<del>1:40.463</del>	322.6	2:57:47.876
30	3	<del>3:38.061</del>	<del>34.569</del>	1:24.194	1:39.298	320.7	3:01:25.937

**222** **United Autosports** Oreca 07 - Gibson  
 1. Daniel SCHNEIDER 3. Oliver JARVIS  
 2. Benjamin HANLEY LMP2 P/A

1	3	5:08.579 <b>B</b>	1:32.984	1:36.560	1:59.035	241.6	5:08.579
2	3	7:49.400	4:35.922	1:28.440	1:45.038	301.2	12:57.979
3	3	3:41.866	35.366	1:25.048	1:41.452	316.0	16:39.845
4	3	3:44.088	37.124	1:26.130	1:40.834	315.1	20:23.933
5	3	3:53.553 <b>B</b>	34.883	1:30.324	1:48.346	317.0	24:17.486
6	3	8:33.829	5:19.444	1:29.140	1:45.245	275.9	32:51.315
7	3	3:40.155	35.201	1:24.928	1:40.026	317.9	36:31.470
8	3	<b>3:38.301</b>	34.502	1:24.177	<b>1:39.622</b>	317.0	40:09.771
9	3	3:41.386	35.372	1:26.080	1:39.934	317.9	43:51.157
10	3	3:51.425	35.685	1:26.788	1:48.952	314.2	47:42.582
11	3	3:45.413 <b>B</b>	34.623	<b>1:24.052</b>	1:46.738	320.7	51:27.995
12	1	9:37.212	6:18.884	1:30.286	1:48.042	284.6	1:01:05.207
13	1	3:49.427	36.879	1:27.176	1:45.372	316.0	1:04:54.634
14	1	<del>4:46.607</del>	36.716	2:13.562	<del>1:56.329</del>	313.3	1:09:41.241
15	1	3:50.453	36.879	1:27.312	1:46.262	313.3	1:13:31.694
16	1	3:49.035	37.000	1:26.743	1:45.292	315.1	1:17:20.729
17	1	<del>3:47.216</del>	35.790	<del>1:27.179</del>	1:44.247	316.0	1:21:07.945
18	1	3:45.318	35.699	1:25.975	1:43.644	314.2	1:24:53.263
19	1	<del>3:45.431</del>	35.648	<del>1:26.000</del>	1:43.783	316.0	1:28:38.694
20	1	4:00.773	36.274	1:33.670	1:50.829	321.7	1:32:39.467
21	1	7:15.988	52.361	3:05.336	3:18.291	99.1	1:39:55.455
22	1	6:44.960	54.699	2:47.623	3:02.638	138.1	1:46:40.415
23	1	6:32.693	59.995	3:01.437	2:31.261	92.3	1:53:13.108
24	1	7:04.229 <b>B</b>	39.985	4:13.477	2:10.767	74.4	2:00:17.337
25	2	13:52.519	...	1:28.099	1:42.536	289.9	2:14:09.856
26	2	3:40.866	35.249	1:24.962	1:40.655	315.1	2:17:50.722
27	2	3:41.828	34.686	1:24.281	1:42.861	317.9	2:21:32.550
28	2	4:39.568	1:26.556	1:31.279	1:41.733	312.4	2:26:12.118
29	2	3:41.039	<b>34.490</b>	1:25.083	1:41.466	304.5	2:29:53.157
30	2	<b>5:29.628 B</b>	35.372	1:24.639	3:29.617	314.2	2:35:22.785
31	1	<del>4:16.896</del>	...	<del>1:34.228</del>	1:57.330	244.9	2:51:39.681
32	1	3:52.570	37.238	1:28.668	1:46.664	310.6	2:55:32.251



**FIA WEC**  
Official Test - 94<sup>o</sup> Edition des 24 Heures du Mans  
Free Practice 1 Test Day



**Sector Analysis**

Lap under Red Flag    Invalidated Lap    Personal Best    Session Best    B Crossing the pit lane

Lap	D	Time	Sector 1	Sector 2	Sector 3	T. Spd	Elapsed	Lap	D	Time	Sector 1	Sector 2	Sector 3	T. Spd	Elapsed
33	1	3:45.417	35.888	1:26.328	1:43.201	317.9	2:59:17.668								
34	1	3:46.162	35.975	1:26.145	1:44.042	317.0	3:03:03.830								
<b>343</b>	<b>Inter Europol Competition</b>							Oreca 07 - Gibson							
	1. Bijoy GARG							3. Nico MÜLLER							
	2. Reshad DE GÉRUS							LMP2							
1	1	5:31.670 <b>B</b>	1:54.587	1:38.507	1:58.576	214.4	5:31.670								
2	1	6:16.602	3:03.836	1:28.242	1:44.524	255.8	11:48.272								
3	1	3:46.337	37.840	1:25.891	1:42.606	303.7	15:34.609								
4	1	3:41.641	35.210	1:24.902	1:41.529	324.5	19:16.250								
5	1	3:45.055	34.864	1:26.843	1:43.348	248.2	23:01.305								
6	1	5:01.187	36.873	2:40.889	1:43.425	79.9	28:02.492								
7	1	3:45.849	35.743	1:25.884	1:44.222	292.3	31:48.341								
8	1	3:42.028	35.917	1:24.908	1:41.203	319.8	35:30.369								
9	1	3:48.831 <b>B</b>	34.772	1:24.237	1:49.822	321.7	39:19.200								
10	2	9:41.842	6:21.724	1:32.550	1:47.568	275.2	49:01.042								
11	2	3:40.712	35.636	1:24.909	1:40.167	319.8	52:41.754								
12	2	3:37.728	34.499	1:23.988	1:39.241	321.7	56:19.482								
13	2	3:40.494	34.617	1:23.818	1:42.059	322.6	59:59.976								
14	2	3:41.649	35.932	1:24.422	1:41.295	321.7	1:03:41.625								
15	2	<del>4:45.404</del>	<del>35.756</del>	1:24.582	2:45.066	320.7	1:08:27.029								
16	2	3:42.805	35.685	1:24.638	1:42.482	321.7	1:12:09.834								
17	2	<del>3:38.504</del>	34.578	1:23.575	<del>1:40.351</del>	320.7	1:15:48.338								
18	2	3:41.737	35.990	1:24.322	1:41.425	313.3	1:19:30.075								
19	2	<b>3:37.625</b>	34.598	1:23.886	<b>1:39.141</b>	320.7	1:23:07.700								
20	2	<del>3:43.750</del> <b>B</b>	<del>34.288</del>	<b>1:23.339</b>	1:46.123	320.7	1:26:51.450								
21	1	13:08.155	7:04.886	2:48.621	3:14.648	132.1	1:39:59.605								
22	1	6:42.828	52.841	2:47.980	3:02.007	123.3	1:46:42.433								
23	1	6:33.294	1:00.491	3:02.802	2:30.001	95.8	1:53:15.727								
24	1	6:57.266	40.912	4:12.911	2:03.443	76.6	2:00:12.993								
25	1	4:11.888	39.212	1:35.906	1:56.770	233.8	2:04:24.881								
26	1	5:16.745 <b>B</b>	37.467	2:39.280	1:59.998	108.0	2:09:41.626								
27	1	4:48.084	1:34.389	1:30.358	1:43.337	267.8	2:14:29.710								
28	1	3:39.355	35.047	1:24.486	1:39.822	316.0	2:18:09.065								
29	1	3:52.152	34.454	1:24.018	1:53.680	316.0	2:22:01.217								
30	1	4:19.150	1:12.281	1:25.381	1:41.488	316.0	2:26:20.367								
31	1	<del>3:39.012</del>	<del>34.500</del>	1:25.173	1:39.339	322.6	2:29:59.379								
32	1	<b>5:38.024</b> <b>B</b>	<b>34.250</b>	1:23.773	3:40.001	319.8	2:35:37.403								
33	3	15:12.618	...	1:28.522	1:43.079	320.7	2:50:50.021								
34	3	3:40.583	35.583	1:24.860	1:40.140	318.8	2:54:30.604								
35	3	3:40.062	34.506	1:23.426	1:42.130	320.7	2:58:10.666								
36	3	3:39.481	34.613	1:24.325	1:40.543	322.6	3:01:50.147								