

FIA WEC 94^e Edition des 24 Heures de Qualifying LMP2-LMGT3

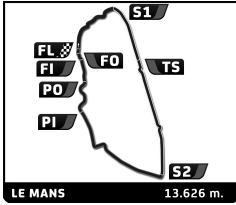


Section Analysis

■ Personal Best ■ Session Best B Crossing the pit lane

Lap	D	Time	Elapsed	SCL2	Z4	IP1	Z12	SCLC	A7-1	IP2	A8-1	SCLB	PORIN	POROUT	SCL1	FORDOUT	FL
2		TF Sport		1.Prince Jefri IBRAHIM			2.Lorcan HANAFIN			3.Ben GREEN			Corvette Z06 LMGT3.R				
1	1	4:32.346	4:32.346	23.489	15.939	20.917	42.797	5.937	30.179	19.823	7.405	42.240	20.288	19.689	12.552	7.128	3.963
			Elapsed	23.489	39.428	1:00.345	1:43.142	1:49.079	2:19.258	2:39.081	2:46.486	3:28.726	3:49.014	4:08.703	4:21.255	4:28.383	4:32.346
2	1	4:03.304	8:35.650	9.599	11.168	17.163	38.420	5.538	29.302	19.553	7.067	41.926	20.332	19.837	12.410	6.983	4.006
			Elapsed	9.599	20.767	37.930	1:16.350	1:21.888	1:51.190	2:10.743	2:17.810	2:59.736	3:20.068	3:39.905	3:52.315	3:59.298	4:03.304
3	1	4:07.595	12:43.245	9.628	11.043	17.104	42.450	5.581	29.754	19.377	7.095	41.700	20.019	20.670	12.453	6.813	3.908
			Elapsed	9.628	20.671	37.775	1:20.225	1:25.806	1:55.560	2:14.937	2:22.032	3:03.732	3:23.751	3:44.421	3:56.874	4:03.687	4:07.595
4	1	4:00.862	16:44.107	9.597	11.154	17.107	38.263	5.546	29.356	19.524	7.004	41.533	19.923	18.802	12.342	6.710	4.001
			Elapsed	9.597	20.751	37.858	1:16.121	1:21.667	1:51.023	2:10.547	2:17.551	2:59.084	3:19.007	3:37.809	3:50.151	3:56.861	4:00.862
5	1	4:00.191	20:44.298	9.706	10.946	16.887	37.961	5.555	29.357	19.602	7.034	41.576	19.973	18.799	12.310	6.595	3.890
			Elapsed	9.706	20.652	37.539	1:15.500	1:21.055	1:50.412	2:10.014	2:17.048	2:58.624	3:18.597	3:37.396	3:49.706	3:56.301	4:00.191
6	1	4:00.148	24:44.446	9.734	10.770	16.879	37.990	5.608	29.258	19.572	6.988	41.748	20.039	18.503	12.215	6.721	4.123
			Elapsed	9.734	20.504	37.383	1:15.373	1:20.981	1:50.239	2:09.811	2:16.799	2:58.547	3:18.586	3:37.089	3:49.304	3:56.025	4:00.148
7	1	4:00.516	28:44.962	9.711	11.060	16.913	38.277	5.604	29.383	19.621	7.009	41.670	19.940	18.501	12.266	6.598	3.963
			Elapsed	9.711	20.771	37.684	1:15.961	1:21.565	1:50.948	2:10.569	2:17.578	2:59.248	3:19.188	3:37.689	3:49.955	3:56.553	4:00.516
8	1	3:59.592	32:44.554	9.640	10.778	16.899	37.948	5.573	29.266	19.518	7.155	41.497	19.850	18.447	12.249	6.761	4.011
			Elapsed	9.640	20.418	37.317	1:15.265	1:20.838	1:50.104	2:09.622	2:16.777	2:58.274	3:18.124	3:36.571	3:48.820	3:55.581	3:59.592
3		DKR Engineering		1.John FARANO			2.Sebastian ALVAREZ			3.Renger VAN DER ZANDE			Oreca 07 - Gibson				
1	1	5:07.547	5:07.547	46.902	17.933	23.864	45.771	5.756	32.482	20.715	7.741	42.261	18.956	19.918	13.306	7.948	3.994
			Elapsed	46.902	1:04.835	1:28.699	2:14.470	2:20.226	2:52.708	3:13.423	3:21.164	4:03.425	4:22.381	4:42.299	4:55.605	5:03.553	5:07.547
2	1	3:52.375	8:59.922	9.045	11.597	16.884	36.576	5.266	28.165	18.428	7.012	39.926	18.488	18.280	12.072	6.726	3.910
			Elapsed	9.045	20.642	37.526	1:14.102	1:19.368	1:47.533	2:05.961	2:12.973	2:52.899	3:11.387	3:29.667	3:41.739	3:48.465	3:52.375
3	1	3:51.188	12:51.110	9.059	11.310	16.626	36.031	5.172	28.088	18.343	7.058	39.459	18.631	18.323	12.179	7.067	3.842
			Elapsed	9.059	20.369	36.995	1:13.026	1:18.198	1:46.286	2:04.629	2:11.687	2:51.146	3:09.777	3:28.100	3:40.279	3:47.346	3:51.188
4	1	3:49.281	16:40.391	8.912	10.552	16.443	35.473	5.169	27.431	18.223	6.780	39.349	18.526	18.689	12.641	7.327	3.766
			Elapsed	8.912	19.464	35.907	1:11.380	1:16.549	1:43.980	2:02.203	2:08.983	2:48.332	3:06.858	3:25.547	3:38.188	3:45.515	3:49.281
5	1	3:45.858	20:26.249	8.962	10.759	16.163	35.135	5.163	27.577	18.129	6.726	39.748	18.518	16.976	11.559	6.695	3.748
			Elapsed	8.962	19.721	35.884	1:11.019	1:16.182	1:43.759	2:01.888	2:08.614	2:48.362	3:06.880	3:23.856	3:35.415	3:42.110	3:45.858
6	1	3:47.072	24:13.321	8.929	11.086	16.234	35.931	5.253	27.436	18.300	6.774	39.553	18.523	16.855	11.427	6.974	3.797
			Elapsed	8.929	20.015	36.249	1:12.180	1:17.433	1:44.869	2:03.169	2:09.943	2:49.496	3:08.019	3:24.874	3:36.301	3:43.275	3:47.072
7	1	3:44.390	27:57.711	8.956	10.562	16.187	35.330	5.133	27.306	18.170	6.846	39.352	18.414	16.512	11.275	6.541	3.806
			Elapsed	8.956	19.518	35.705	1:11.035	1:16.168	1:43.474	2:01.644	2:08.490	2:47.842	3:06.256	3:22.768	3:34.043	3:40.584	3:44.390
8	1	3:43.551	31:41.262	8.892	10.654	16.055	35.228	5.097	27.035	18.096	6.703	39.118	18.318	16.485	11.451	6.589	3.830
			Elapsed	8.892	19.546	35.601	1:10.829	1:15.926	1:42.961	2:01.057	2:07.760	2:46.878	3:05.196	3:21.681	3:33.132	3:39.721	3:43.551





FIA WEC 94^e Edition des 24 Heures d Qualifying LMP2-LMGT3

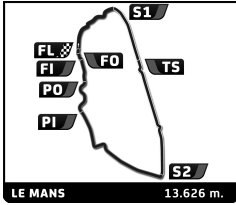


Section Analysis

■ Personal Best ■ Session Best B Crossing the pit lane

Lap	D	Time	Elapsed	SCL2	Z4	IP1	Z12	SCLC	A7-1	IP2	A8-1	SCLB	PORIN	POROUT	SCL1	FORDOUT	FL
4	Crowdstrike Racing by APR			1.George KURTZ			2.Alexander QUINN			3.Laurin HEINRICH			Oreca 07 - Gibson				
1	1	4:03.807	4:03.807	15.317	15.021	20.391	37.946	5.231	28.116	18.463	7.224	39.357	18.383	16.713	11.396	6.564	3.685
			Elapsed	15.317	30.338	50.729	1:28.675	1:33.906	2:02.022	2:20.485	2:27.709	3:07.066	3:25.449	3:42.162	3:53.558	4:00.122	4:03.807
2	1	3:41.166	7:44.973	8.839	10.676	15.627	34.795	5.077	26.934	17.994	6.823	38.614	18.180	16.046	11.168	6.580	3.813
			Elapsed	8.839	19.515	35.142	1:09.937	1:15.014	1:41.948	1:59.942	2:06.765	2:45.379	3:03.559	3:19.605	3:30.773	3:37.353	3:41.166
3	1	3:41.778	11:26.751	8.861	11.013	16.010	35.142	5.058	27.007	18.000	6.725	38.859	18.182	16.040	11.043	6.149	3.689
			Elapsed	8.861	19.874	35.884	1:11.026	1:16.084	1:43.091	2:01.091	2:07.816	2:46.675	3:04.857	3:20.897	3:31.940	3:38.089	3:41.778
4	1	3:39.613	15:06.364	8.791	10.466	15.387	34.833	5.057	26.770	17.903	6.687	38.606	18.170	15.855	11.062	6.346	3.680
			Elapsed	8.791	19.257	34.644	1:09.477	1:14.534	1:41.304	1:59.207	2:05.894	2:44.500	3:02.670	3:18.525	3:29.587	3:35.933	3:39.613
5	1	3:39.369	18:45.733	8.807	10.278	15.381	34.544	5.060	26.892	18.149	6.602	38.729	18.146	15.799	10.956	6.328	3.698
			Elapsed	8.807	19.085	34.466	1:09.010	1:14.070	1:40.962	1:59.111	2:05.713	2:44.442	3:02.588	3:18.387	3:29.343	3:35.671	3:39.369
6	1	3:52.466 B	22:38.199	8.838	10.787	16.200	34.758	5.063	26.939	17.994	6.744	38.863	18.544	18.129	12.049		
			Elapsed	8.838	19.625	35.825	1:10.583	1:15.646	1:42.585	2:00.579	2:07.323	2:46.186	3:04.730	3:22.859	3:34.908		3:52.466
7	1	4:15.671	26:53.870	28.996	12.549	16.237	35.422	5.067	27.863	18.107	6.837	43.050	20.068	18.105	12.847	6.856	3.667
			Elapsed	28.996	41.545	57.782	1:33.204	1:38.271	2:06.134	2:24.241	2:31.078	3:14.128	3:34.196	3:52.301	4:05.148	4:12.004	4:15.671
8	1	3:40.085	30:33.955	8.777	10.476	15.488	34.665	5.078	27.010	17.972	6.723	38.758	18.048	15.989	11.141	6.237	3.723
			Elapsed	8.777	19.253	34.741	1:09.406	1:14.484	1:41.494	1:59.466	2:06.189	2:44.947	3:02.995	3:18.984	3:30.125	3:36.362	3:40.085
9	Proton Competition			1.Jonas RIED			2.Kakunoshin OHTA			3.Harry KING			Oreca 07 - Gibson				
1	1	4:52.384	4:52.384	49.586	17.070	23.014	40.304	5.301	29.294	19.182	7.201	41.183	18.524	17.855	13.402	6.779	3.689
			Elapsed	49.586	1:06.656	1:29.670	2:09.974	2:15.275	2:44.569	3:03.751	3:10.952	3:52.135	4:10.659	4:28.514	4:41.916	4:48.695	4:52.384
2	1	3:45.661	8:38.045	8.819	11.152	15.687	36.316	5.169	27.161	18.440	6.691	38.902	18.256	17.667	11.321	6.445	3.635
			Elapsed	8.819	19.971	35.658	1:11.974	1:17.143	1:44.304	2:02.744	2:09.435	2:48.337	3:06.593	3:24.260	3:35.581	3:42.026	3:45.661
3	1	3:44.483	12:22.528	8.748	10.518	15.835	35.494	5.068	26.851	18.042	6.610	38.548	18.323	18.270	11.861	6.699	3.616
			Elapsed	8.748	19.266	35.101	1:10.595	1:15.663	1:42.514	2:00.556	2:07.166	2:45.714	3:04.037	3:22.307	3:34.168	3:40.867	3:44.483
4	1	3:38.329	16:00.857	8.712	10.633	15.295	34.415	5.058	26.623	18.039	6.581	38.390	17.999	15.726	10.918	6.317	3.623
			Elapsed	8.712	19.345	34.640	1:09.055	1:14.113	1:40.736	1:58.775	2:05.356	2:43.746	3:01.745	3:17.471	3:28.389	3:34.706	3:38.329
5	1	3:45.399 B	19:46.256	8.762	10.510	15.224	33.828	5.060	26.716	18.095	6.728	38.571	18.057	15.707	11.290		
			Elapsed	8.762	19.272	34.496	1:08.324	1:13.384	1:40.100	1:58.195	2:04.923	2:43.494	3:01.551	3:17.258	3:28.548		3:45.399
6	1	4:40.166	24:26.422	52.188	14.370	18.598	37.970	5.292	28.575	18.953	7.048	40.770	18.269	16.397	11.270	6.817	3.649
			Elapsed	52.188	1:06.558	1:25.156	2:03.126	2:08.418	2:36.993	2:55.946	3:02.994	3:43.764	4:02.033	4:18.430	4:29.700	4:36.517	4:40.166
7	1	3:40.799	28:07.221	8.768	10.858	15.622	35.167	5.057	27.099	18.260	6.723	38.807	18.058	15.618	10.884	6.262	3.616
			Elapsed	8.768	19.626	35.248	1:10.415	1:15.472	1:42.571	2:00.831	2:07.554	2:46.361	3:04.419	3:20.037	3:30.921	3:37.183	3:40.799
8	1	3:38.088	31:45.309	8.729	10.368	14.884	33.976	5.056	26.662	17.954	6.636	38.251	17.962	16.815	10.873	6.231	3.691
			Elapsed	8.729	19.097	33.981	1:07.957	1:13.013	1:39.675	1:57.629	2:04.265	2:42.516	3:00.478	3:17.293	3:28.166	3:34.397	3:38.088





FIA WEC 94^e Edition des 24 Heures d Qualifying LMP2-LMGT3

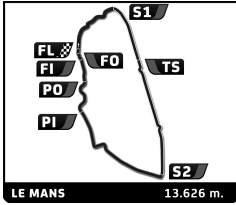


Section Analysis

■ Personal Best ■ Session Best B Crossing the pit lane

Lap	D	Time	Elapsed	SCL2	Z4	IP1	Z12	SCLC	A7-1	IP2	A8-1	SCLB	PORIN	POROUT	SCL1	FORDOUT	FL
10	Garage 59			1.Antares AU			2.Thomas FLEMING			3.Marvin KIRCHHÖFER			McLaren 720S LMGT3 Evo				
1	1	4:40.234	4:40.234	29.845	14.963	20.379	41.125	5.640	30.113	19.495	7.595	42.548	22.761	20.207	14.111	7.583	3.869
			Elapsed	29.845	44.808	1:05.187	1:46.312	1:51.952	2:22.065	2:41.560	2:49.155	3:31.703	3:54.464	4:14.671	4:28.782	4:36.365	4:40.234
2	1	3:59.832	8:40.066	9.566	11.142	16.979	37.991	5.512	29.262	19.458	6.931	41.744	19.848	18.593	12.342	6.652	3.812
			Elapsed	9.566	20.708	37.687	1:15.678	1:21.190	1:50.452	2:09.910	2:16.841	2:58.585	3:18.433	3:37.026	3:49.368	3:56.020	3:59.832
3	1	4:05.178	12:45.244	9.519	11.881	16.966	38.103	5.493	29.432	19.494	7.155	42.554	20.540	19.285	14.186	6.748	3.822
			Elapsed	9.519	21.400	38.366	1:16.469	1:21.962	1:51.394	2:10.888	2:18.043	3:00.597	3:21.137	3:40.422	3:54.608	4:01.356	4:05.178
4	1	4:05.685 B	16:50.929	9.560	10.942	16.848	37.688	5.531	29.014	19.387	6.983	41.561	19.920	18.931	12.415		
			Elapsed	9.560	20.502	37.350	1:15.038	1:20.569	1:49.583	2:08.970	2:15.953	2:57.514	3:17.434	3:36.365	3:48.780		4:05.685
5	1	4:50.476	21:41.405	49.263	14.055	19.150	40.416	5.606	30.788	19.857	7.089	42.674	19.940	18.733	12.381	6.730	3.794
			Elapsed	49.263	1:03.318	1:22.468	2:02.884	2:08.490	2:39.278	2:59.135	3:06.224	3:48.898	4:08.838	4:27.571	4:39.952	4:46.682	4:50.476
6	1	3:57.662	25:39.067	9.574	10.905	16.687	37.593	5.493	29.229	19.394	6.979	41.441	19.784	18.121	12.105	6.553	3.804
			Elapsed	9.574	20.479	37.166	1:14.759	1:20.252	1:49.481	2:08.875	2:15.854	2:57.295	3:17.079	3:35.200	3:47.305	3:53.858	3:57.662
7	1	3:58.385	29:37.452	9.539	11.008	16.726	37.677	5.507	29.165	19.454	6.921	41.441	19.714	18.269	12.107	6.890	3.967
			Elapsed	9.539	20.547	37.273	1:14.950	1:20.457	1:49.622	2:09.076	2:15.997	2:57.438	3:17.152	3:35.421	3:47.528	3:54.418	3:58.385
8	1	3:58.046	33:35.498	9.623	10.852	16.669	37.854	5.514	29.041	19.348	6.884	41.611	19.755	18.409	12.128	6.527	3.831
			Elapsed	9.623	20.475	37.144	1:14.998	1:20.512	1:49.553	2:08.901	2:15.785	2:57.396	3:17.151	3:35.560	3:47.688	3:54.215	3:58.046
13	13 Autosport			1.Orey FIDANI			2.Lars KERN			3.Matthew BELL			Corvette Z06 LMGT3.R				
1	1	5:21.741	5:21.741	1:01.956	15.607	21.649	43.511	5.955	37.826	20.401	7.658	43.183	20.004	19.648	12.882	7.467	3.994
			Elapsed	1:01.956	1:17.563	1:39.212	2:22.723	2:28.678	3:06.504	3:26.905	3:34.563	4:17.746	4:37.750	4:57.398	5:10.280	5:17.747	5:21.741
2	1	4:00.327	9:22.068	9.566	11.191	17.073	37.760	5.583	29.287	19.406	7.057	41.434	19.892	18.920	12.399	6.768	3.991
			Elapsed	9.566	20.757	37.830	1:15.590	1:21.173	1:50.460	2:09.866	2:16.923	2:58.357	3:18.249	3:37.169	3:49.568	3:56.336	4:00.327
3	1	4:00.258	13:22.326	9.594	11.045	17.010	37.761	5.591	29.342	19.451	6.995	41.538	19.896	18.965	12.274	6.793	4.003
			Elapsed	9.594	20.639	37.649	1:15.410	1:21.001	1:50.343	2:09.794	2:16.789	2:58.327	3:18.223	3:37.188	3:49.462	3:56.255	4:00.258
4	1	4:01.022	17:23.348	9.606	11.148	17.350	38.095	5.549	29.306	19.460	7.040	41.463	19.873	18.918	12.462	6.759	3.993
			Elapsed	9.606	20.754	38.104	1:16.199	1:21.748	1:51.054	2:10.514	2:17.554	2:59.017	3:18.890	3:37.808	3:50.270	3:57.029	4:01.022
5	1	4:01.210	21:24.558	9.616	11.129	17.300	37.790	5.521	29.527	19.736	7.250	41.408	19.948	18.837	12.445	6.719	3.984
			Elapsed	9.616	20.745	38.045	1:15.835	1:21.356	1:50.883	2:10.619	2:17.869	2:59.277	3:19.225	3:38.062	3:50.507	3:57.226	4:01.210
6	1	4:02.293	25:26.851	9.633	11.461	17.174	37.888	5.584	29.492	19.383	7.127	42.358	19.863	19.037	12.420	6.923	3.950
			Elapsed	9.633	21.094	38.268	1:16.156	1:21.740	1:51.232	2:10.615	2:17.742	3:00.100	3:19.963	3:39.000	3:51.420	3:58.343	4:02.293
7	1	4:00.555	29:27.406	9.557	11.229	17.130	37.782	5.522	29.299	19.327	7.218	41.538	20.005	18.827	12.340	6.833	3.948
			Elapsed	9.557	20.786	37.916	1:15.698	1:21.220	1:50.519	2:09.846	2:17.064	2:58.602	3:18.607	3:37.434	3:49.774	3:56.607	4:00.555
8	1	4:01.533	33:28.939	9.576	11.426	17.428	38.822	5.528	28.953	19.453	7.300	41.381	19.785	18.979	12.240	6.709	3.953
			Elapsed	9.576	21.002	38.430	1:17.252	1:22.780	1:51.733	2:11.186	2:18.486	2:59.867	3:19.652	3:38.631	3:50.871	3:57.580	4:01.533





FIA WEC 94^e Edition des 24 Heures d Qualifying LMP2-LMGT3



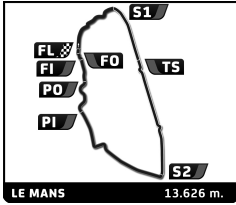
Section Analysis

■ Personal Best ■ Session Best B Crossing the pit lane

Lap	D	Time	Elapsed	SCL2	Z4	IP1	Z12	SCLC	A7-1	IP2	A8-1	SCLB	PORIN	POROUT	SCL1	FORDOUT	FL
14		TDS Racing		1.Tobias LUTKE			2.Mathias BÉCHE			3.Kévin ESTRE			Oreca 07 - Gibson				
1	1	4:59.394	4:59.394	54.572	15.771	20.944	43.710	5.676	29.389	19.000	7.618	41.146	19.176	17.892	12.893	7.768	3.839
			Elapsed	54.572	1:10.343	1:31.287	2:14.997	2:20.673	2:50.062	3:09.062	3:16.680	3:57.826	4:17.002	4:34.894	4:47.787	4:55.555	4:59.394
2	1	3:45.308	8:44.702	8.883	11.092	15.650	34.983	5.079	27.018	18.269	6.817	38.883	18.171	17.270	12.491	6.772	3.930
			Elapsed	8.883	19.975	35.625	1:10.608	1:15.687	1:42.705	2:00.974	2:07.791	2:46.674	3:04.845	3:22.115	3:34.606	3:41.378	3:45.308
3	1	3:47.640	12:32.342	8.898	11.741	16.444	35.525	5.147	27.692	18.240	6.921	38.760	18.134	16.856	11.660	7.454	4.168
			Elapsed	8.898	20.639	37.083	1:12.608	1:17.755	1:45.447	2:03.687	2:10.608	2:49.368	3:07.502	3:24.358	3:36.018	3:43.472	3:47.640
4	1	3:40.264	16:12.606	8.963	10.413	15.483	34.712	5.144	26.829	18.038	6.751	39.007	18.042	15.820	11.113	6.312	3.637
			Elapsed	8.963	19.376	34.859	1:09.571	1:14.715	1:41.544	1:59.582	2:06.333	2:45.340	3:03.382	3:19.202	3:30.315	3:36.627	3:40.264
5	1	3:38.613	19:51.219	8.806	10.344	15.304	34.204	5.073	26.713	18.025	6.733	38.544	18.118	15.660	11.002	6.371	3.716
			Elapsed	8.806	19.150	34.454	1:08.658	1:13.731	1:40.444	1:58.469	2:05.202	2:43.746	3:01.864	3:17.524	3:28.526	3:34.897	3:38.613
6	1	3:52.167	23:43.386	8.849	10.416	15.375	36.269	5.679	27.536	17.972	6.733	40.527	21.269	19.311	11.757	6.693	3.781
			Elapsed	8.849	19.265	34.640	1:10.909	1:16.588	1:44.124	2:02.096	2:08.829	2:49.356	3:10.625	3:29.936	3:41.693	3:48.386	3:52.167
7	1	3:48.864 B	27:32.250	8.861	10.747	15.825	35.025	5.082	27.035	17.878	6.722	38.944	18.232	16.596	11.191		
			Elapsed	8.861	19.608	35.433	1:10.458	1:15.540	1:42.575	2:00.453	2:07.175	2:46.119	3:04.351	3:20.947	3:32.138		3:48.864

Lap	D	Time	Elapsed	SCL2	Z4	IP1	Z12	SCLC	A7-1	IP2	A8-1	SCLB	PORIN	POROUT	SCL1	FORDOUT	FL
21		Vista AF Corse		1.François HÉRIAU			2.Simon MANN			3.Alessio ROVERA			Ferrari 296 LMGT3 Evo				
1	1	4:27.142	4:27.142	21.637	15.269	21.165	40.060	5.610	30.060	20.249	7.263	43.371	19.812	19.197	12.486	7.175	3.788
			Elapsed	21.637	36.906	58.071	1:38.131	1:43.741	2:13.801	2:34.050	2:41.313	3:24.684	3:44.496	4:03.693	4:16.179	4:23.354	4:27.142
2	1	3:59.335	8:26.477	9.516	11.251	16.967	37.488	5.487	29.253	19.630	6.991	41.778	19.687	18.596	12.223	6.641	3.827
			Elapsed	9.516	20.767	37.734	1:15.222	1:20.709	1:49.962	2:09.592	2:16.583	2:58.361	3:18.048	3:36.644	3:48.867	3:55.508	3:59.335
3	1	3:57.881	12:24.358	9.496	10.906	16.676	37.316	5.466	28.978	19.338	6.874	41.053	19.783	19.208	12.252	6.717	3.818
			Elapsed	9.496	20.402	37.078	1:14.394	1:19.860	1:48.838	2:08.176	2:15.050	2:56.103	3:15.886	3:35.094	3:47.346	3:54.063	3:57.881
4	1	4:04.857 B	16:29.215	9.500	10.943	16.667	37.471	5.493	29.146	19.705	7.017	41.111	19.774	18.914	12.309		4:04.857
			Elapsed	9.500	20.443	37.110	1:14.581	1:20.074	1:49.220	2:08.925	2:15.942	2:57.053	3:16.827	3:35.741	3:48.050		4:04.857
5	1	4:45.409	21:14.624	45.998	14.521	19.117	39.606	5.573	30.205	19.684	6.972	42.002	19.874	18.745	12.382	6.903	3.827
			Elapsed	45.998	1:00.519	1:19.636	1:59.242	2:04.815	2:35.020	2:54.704	3:01.676	3:43.678	4:03.552	4:22.297	4:34.679	4:41.582	4:45.409
6	1	3:57.137	25:11.761	9.581	10.802	16.565	37.642	5.512	29.117	19.466	6.811	41.215	19.782	18.160	12.025	6.627	3.832
			Elapsed	9.581	20.383	36.948	1:14.590	1:20.102	1:49.219	2:08.685	2:15.496	2:56.711	3:16.493	3:34.653	3:46.678	3:53.305	3:57.137
7	1	3:56.962	29:08.723	9.566	10.863	16.632	37.489	5.475	29.086	19.411	6.764	41.143	19.719	18.189	12.184	6.602	3.839
			Elapsed	9.566	20.429	37.061	1:14.550	1:20.025	1:49.111	2:08.522	2:15.286	2:56.429	3:16.148	3:34.337	3:46.521	3:53.123	3:56.962
8	1	4:03.989 B	33:12.712	9.555	10.852	16.551	37.532	5.522	29.210	19.442	6.780	41.311	19.841	18.601	12.146		
			Elapsed	9.555	20.407	36.958	1:14.490	1:20.012	1:49.222	2:08.664	2:15.444	2:56.755	3:16.596	3:35.197	3:47.343		4:03.989





FIA WEC

94^e Edition des 24 Heures d'Endurance

Qualifying LMP2-LMGT3



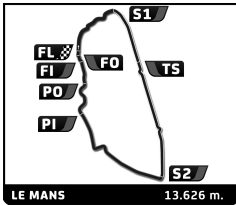
Section Analysis

■ Personal Best
 ■ Session Best
 ■ Crossing the pit lane

Lap	D	Time	Elapsed	SCL2	Z4	IP1	Z12	SCLC	A7-1	IP2	A8-1	SCLB	PORIN	POROUT	SCL1	FORDOUT	FL
22		United Autosports		1. Rasmus LINDH			2. Grégoire SAUCY			3. Mikkel JENSEN			Oreca 07 - Gibson				
1	1	7:27.701	7:27.701	3:28.976	15.916	18.945	38.773	5.392	28.818	18.854	6.986	41.580	19.064	17.714	15.715	7.130	3.838
			Elapsed	3:28.976	3:44.892	4:03.837	4:42.610	4:48.002	5:16.820	5:35.674	5:42.660	6:24.240	6:43.304	7:01.018	7:16.733	7:23.863	7:27.701
2	1	3:39.329	11:07.030	8.918	10.588	15.583	34.712	5.105	26.815	18.126	6.654	38.389	18.111	15.725	10.753	6.148	3.702
			Elapsed	8.918	19.506	35.089	1:09.801	1:14.906	1:41.721	1:59.847	2:06.501	2:44.890	3:03.001	3:18.726	3:29.479	3:35.627	3:39.329
3	1	3:37.564	14:44.594	8.847	10.256	15.189	34.272	5.092	26.659	18.029	6.597	38.670	18.032	15.572	10.611	6.024	3.714
			Elapsed	8.847	19.103	34.292	1:08.564	1:13.656	1:40.315	1:58.344	2:04.941	2:43.611	3:01.643	3:17.215	3:27.826	3:33.850	3:37.564
4	1	3:45.748 B	18:30.342	8.853	10.271	15.245	34.148	5.109	26.804	18.168	6.627	38.338	18.087	15.677	11.214		3:45.748
			Elapsed	8.853	19.124	34.369	1:08.517	1:13.626	1:40.430	1:58.598	2:05.225	2:43.563	3:01.650	3:17.327	3:28.541		3:45.748
5	1	5:03.915	23:34.257	1:13.360	14.727	18.373	38.242	5.226	28.461	18.724	7.185	40.029	18.259	17.843	12.868	6.892	3.726
			Elapsed	1:13.360	1:28.087	1:46.460	2:24.702	2:29.928	2:58.389	3:17.113	3:24.298	4:04.327	4:22.586	4:40.429	4:53.297	5:00.189	5:03.915
6	1	3:38.907	27:13.164	8.847	10.322	15.157	34.533	5.309	27.017	18.125	6.811	38.327	17.987	15.719	10.917	6.168	3.668
			Elapsed	8.847	19.169	34.326	1:08.859	1:14.168	1:41.185	1:59.310	2:06.121	2:44.448	3:02.435	3:18.154	3:29.071	3:35.239	3:38.907
7	1	3:37.570	30:50.734	8.812	10.143	14.968	34.235	5.125	26.880	18.053	6.647	38.243	18.077	15.734	10.786	6.094	3.773
			Elapsed	8.812	18.955	33.923	1:08.158	1:13.283	1:40.163	1:58.216	2:04.863	2:43.106	3:01.183	3:16.917	3:27.703	3:33.797	3:37.570

Lap	D	Time	Elapsed	SCL2	Z4	IP1	Z12	SCLC	A7-1	IP2	A8-1	SCLB	PORIN	POROUT	SCL1	FORDOUT	FL
23		Heart of Racing Team		1. Gray NEWELL			2. Eduardo BARRICHELLO			3. Jonny ADAM			Aston Martin Vantage AMR LMGT3				
1	1	5:20.879	5:20.879	59.438	16.084	20.801	45.433	6.024	37.363	20.327	7.439	43.852	20.040	19.930	13.023	7.225	3.900
			Elapsed	59.438	1:15.522	1:36.323	2:21.756	2:27.780	3:05.143	3:25.470	3:32.909	4:16.761	4:36.801	4:56.731	5:09.754	5:16.979	5:20.879
2	1	3:57.850	9:18.729	9.582	10.967	16.743	37.470	5.534	29.185	19.414	7.008	41.010	19.728	18.490	12.210	6.589	3.920
			Elapsed	9.582	20.549	37.292	1:14.762	1:20.296	1:49.481	2:08.895	2:15.903	2:56.913	3:16.641	3:35.131	3:47.341	3:53.930	3:57.850
3	1	3:57.353	13:16.082	9.580	10.741	16.680	37.532	5.560	29.237	19.494	6.957	40.980	19.826	18.305	12.152	6.383	3.926
			Elapsed	9.580	20.321	37.001	1:14.533	1:20.093	1:49.330	2:08.824	2:15.781	2:56.761	3:16.587	3:34.892	3:47.044	3:53.427	3:57.353
4	1	4:04.995 B	17:21.077	9.596	10.785	16.746	37.696	5.553	29.312	19.448	7.109	41.315	19.912	18.632	12.128		4:04.995
			Elapsed	9.596	20.381	37.127	1:14.823	1:20.376	1:49.688	2:09.136	2:16.245	2:57.560	3:17.472	3:36.104	3:48.232		4:04.995
5	1	5:03.160	22:24.237	1:00.494	13.963	18.791	39.971	5.555	30.434	19.847	7.127	42.512	21.437	19.686	12.565	6.852	3.926
			Elapsed	1:00.494	1:14.457	1:33.248	2:13.219	2:18.774	2:49.208	3:09.055	3:16.182	3:58.694	4:20.131	4:39.817	4:52.382	4:59.234	5:03.160
6	1	3:55.975	26:20.212	9.597	10.739	16.481	37.287	5.508	28.947	19.298	6.829	40.847	19.704	18.237	12.122	6.410	3.969
			Elapsed	9.597	20.336	36.817	1:14.104	1:19.612	1:48.559	2:07.857	2:14.686	2:55.533	3:15.237	3:33.474	3:45.596	3:52.006	3:55.975
7	1	4:04.340 B	30:24.552	9.591	10.937	16.704	37.422	5.455	28.975	19.321	6.895	40.930	19.847	18.940	12.569		4:04.340
			Elapsed	9.591	20.528	37.232	1:14.654	1:20.109	1:49.084	2:08.405	2:15.300	2:56.230	3:16.077	3:35.017	3:47.586		4:04.340





FIA WEC 94^e Edition des 24 Heures d Qualifying LMP2-LMGT3



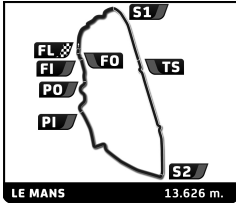
Section Analysis

■ Personal Best ■ Session Best B Crossing the pit lane

Lap	D	Time	Elapsed	SCL2	Z4	IP1	Z12	SCLC	A7-1	IP2	A8-1	SCLB	PORIN	POROUT	SCL1	FORDOUT	FL
24		Nielsen Racing		1. David HEINEMEIER HANSSON			2. Edward PEARSON			3. Jack DOOHAN			Oreca 07 - Gibson				
1	1	7:34.621	7:34.621	3:47.019	15.108	18.943	38.123	5.275	27.934	18.487	6.813	39.645	18.385	16.391	11.619	7.202	3.677
			Elapsed	3:47.019	4:02.127	4:21.070	4:59.193	5:04.468	5:32.402	5:50.889	5:57.702	6:37.347	6:55.732	7:12.123	7:23.742	7:30.944	7:34.621
2	1	3:38.796	11:13.417	8.814	10.608	15.424	34.701	5.111	26.846	18.018	6.548	38.268	18.072	15.694	10.727	6.250	3.715
			Elapsed	8.814	19.422	34.846	1:09.547	1:14.658	1:41.504	1:59.522	2:06.070	2:44.338	3:02.410	3:18.104	3:28.831	3:35.081	3:38.796
3	1	3:38.551	14:51.968	8.814	10.616	15.344	34.378	5.071	26.524	17.853	6.474	38.163	18.050	15.781	10.912	6.851	3.720
			Elapsed	8.814	19.430	34.774	1:09.152	1:14.223	1:40.747	1:58.600	2:05.074	2:43.237	3:01.287	3:17.068	3:27.980	3:34.831	3:38.551
4	1	3:37.665	18:29.633	8.829	10.367	15.575	34.443	5.114	26.636	17.895	6.491	38.050	17.995	15.586	10.749	6.185	3.750
			Elapsed	8.829	19.196	34.771	1:09.214	1:14.328	1:40.964	1:58.859	2:05.350	2:43.400	3:01.395	3:16.981	3:27.730	3:33.915	3:37.665
5	1	3:58.558 B	22:28.191	8.850	11.158	18.161	38.539	5.056	26.565	17.749	6.471	38.211	18.070	17.659	13.074		3:58.558
			Elapsed	8.850	20.008	38.169	1:16.708	1:21.764	1:48.329	2:06.078	2:12.549	2:50.760	3:08.830	3:26.489	3:39.563		3:58.558
6	1	4:27.352	26:55.543	31.432	12.627	15.536	34.502	5.078	26.531	18.056	6.667	38.220	29.462	23.434	15.189	6.966	3.652
			Elapsed	31.432	44.059	59.595	1:34.097	1:39.175	2:05.706	2:23.762	2:30.429	3:08.649	3:38.111	4:01.545	4:16.734	4:23.700	4:27.352
7	1	3:46.724	30:42.267	8.761	10.336	15.273	34.283	5.107	26.643	17.816	6.557	38.746	18.068	16.143	15.794	8.290	4.907
			Elapsed	8.761	19.097	34.370	1:08.653	1:13.760	1:40.403	1:58.219	2:04.776	2:43.522	3:01.590	3:17.733	3:33.527	3:41.817	3:46.724

Lap	D	Time	Elapsed	SCL2	Z4	IP1	Z12	SCLC	A7-1	IP2	A8-1	SCLB	PORIN	POROUT	SCL1	FORDOUT	FL
25		Algarve Pro Racing		1. Michael JENSEN			2. Enzo TRULLI			3. Jake HUGHES			Oreca 07 - Gibson				
1	1	4:15.241	4:15.241	17.936	15.838	19.727	39.873	5.377	29.380	19.195	7.794	40.889	18.732	17.679	11.758	7.273	3.790
			Elapsed	17.936	33.774	53.501	1:33.374	1:38.751	2:08.131	2:27.326	2:35.120	3:16.009	3:34.741	3:52.420	4:04.178	4:11.451	4:15.241
2	1	3:45.606	8:00.847	8.925	10.863	16.148	35.995	5.144	27.449	18.234	7.004	39.239	18.373	16.609	11.284	6.509	3.830
			Elapsed	8.925	19.788	35.936	1:11.931	1:17.075	1:44.524	2:02.758	2:09.762	2:49.001	3:07.374	3:23.983	3:35.267	3:41.776	3:45.606
3	1	3:44.390	11:45.237	8.927	10.439	15.871	35.993	5.157	27.221	18.255	6.937	39.114	18.314	16.528	11.248	6.601	3.785
			Elapsed	8.927	19.366	35.237	1:11.230	1:16.387	1:43.608	2:01.863	2:08.800	2:47.914	3:06.228	3:22.756	3:34.004	3:40.605	3:44.390
4	1	3:42.739	15:27.976	8.885	10.455	15.765	35.276	5.074	27.169	18.150	6.843	38.928	18.233	16.380	11.264	6.537	3.780
			Elapsed	8.885	19.340	35.105	1:10.381	1:15.455	1:42.624	2:00.774	2:07.617	2:46.545	3:04.778	3:21.158	3:32.422	3:38.959	3:42.739
5	1	3:44.921	19:12.897	8.876	10.718	15.812	35.946	5.126	27.310	18.324	6.990	39.156	18.236	16.727	11.206	6.738	3.756
			Elapsed	8.876	19.594	35.406	1:11.352	1:16.478	1:43.788	2:02.112	2:09.102	2:48.258	3:06.494	3:23.221	3:34.427	3:41.165	3:44.921
6	1	3:50.593 B	23:03.490	8.882	10.574	16.080	35.097	5.091	27.087	18.012	6.822	38.973	18.334	16.845	11.577		3:50.593
			Elapsed	8.882	19.456	35.536	1:10.633	1:15.724	1:42.811	2:00.823	2:07.645	2:46.618	3:04.952	3:21.797	3:33.374		3:50.593
7	1	4:04.288	27:07.778	29.121	11.915	15.903	35.071	5.112	27.533	18.094	6.722	38.628	18.272	16.243	11.249	6.628	3.797
			Elapsed	29.121	41.036	56.939	1:32.010	1:37.122	2:04.655	2:22.749	2:29.471	3:08.099	3:26.371	3:42.614	3:53.863	4:00.491	4:04.288
8	1	3:42.154	30:49.932	8.855	10.687	15.778	34.922	5.169	27.226	18.012	6.818	38.756	18.173	16.274	11.133	6.449	3.902
			Elapsed	8.855	19.542	35.320	1:10.242	1:15.411	1:42.637	2:00.649	2:07.467	2:46.223	3:04.396	3:20.670	3:31.803	3:38.252	3:42.154





FIA WEC

94^e Edition des 24 Heures d'Endurance

Qualifying LMP2-LMGT3

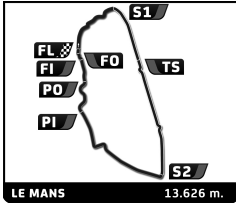


Section Analysis

■ Personal Best
 ■ Session Best
 ■ Crossing the pit lane

Lap	D	Time	Elapsed	SCL2	Z4	IP1	Z12	SCLC	A7-1	IP2	A8-1	SCLB	PORIN	POROUT	SCL1	FORDOUT	FL	
26		Vector Sport		1. Ryan CULLEN			2. Vladislav LOMKO			3. Pietro FITTIPALDI			Oreca 07 - Gibson					
1	1	4:34.046	4:34.046	39.724	14.937	20.288	39.470	5.495	28.354	18.593	7.215	39.952	19.125	18.391	11.653	7.144	3.705	
			Elapsed	39.724	54.661	1:14.949	1:54.419	1:59.914	2:28.268	2:46.861	2:54.076	3:34.028	3:53.153	4:11.544	4:23.197	4:30.341	4:34.046	
2	1	3:48.823	8:22.869	8.855	11.677	16.343	35.541	5.162	27.190	18.449	6.948	39.602	18.232	16.234	13.530	7.367	3.693	
			Elapsed	8.855	20.532	36.875	1:12.416	1:17.578	1:44.768	2:03.217	2:10.165	2:49.767	3:07.999	3:24.233	3:37.763	3:45.130	3:48.823	
3	1	3:36.555	11:59.424	8.804	10.372	15.233	34.115	5.078	26.619	17.839	6.582	38.011	18.073	15.434	10.723	6.013	3.659	
			Elapsed	8.804	19.176	34.409	1:08.524	1:13.602	1:40.221	1:58.060	2:04.642	2:42.653	3:00.726	3:16.160	3:26.883	3:32.896	3:36.555	
4	1	3:36.305	15:35.729	8.783	10.117	15.246	34.179	5.098	26.546	17.790	6.648	38.129	18.015	15.320	10.687	6.114	3.633	
			Elapsed	8.783	18.900	34.146	1:08.325	1:13.423	1:39.969	1:57.759	2:04.407	2:42.536	3:00.551	3:15.871	3:26.558	3:32.672	3:36.305	
5	1	3:47.892 B	19:23.621	8.783	10.215	15.596	34.396	5.084	27.000	17.923	6.741	38.894	18.167	16.246	11.461		3:47.892	
			Elapsed	8.783	18.998	34.594	1:08.990	1:14.074	1:41.074	1:58.997	2:05.738	2:44.632	3:02.799	3:19.045	3:30.506			3:47.892
6	1	4:30.444	23:54.065	47.903	13.926	18.639	37.033	5.176	27.754	18.057	6.924	39.336	18.207	16.414	11.118	6.264	3.693	
			Elapsed	47.903	1:01.829	1:20.468	1:57.501	2:02.677	2:30.431	2:48.488	2:55.412	3:34.748	3:52.955	4:09.369	4:20.487	4:26.751	4:30.444	
7	1	3:40.097	27:34.162	8.795	10.123	15.206	34.265	5.095	26.585	17.829	6.625	39.202	18.051	16.201	11.079	7.386	3.655	
			Elapsed	8.795	18.918	34.124	1:08.389	1:13.484	1:40.069	1:57.898	2:04.523	2:43.725	3:01.776	3:17.977	3:29.056	3:36.442	3:40.097	
8	1	3:46.175 B	31:20.337	8.770	10.139	15.187	34.410	5.150	26.666	17.806	6.644	38.132	17.939	15.666	11.388			
			Elapsed	8.770	18.909	34.096	1:08.506	1:13.656	1:40.322	1:58.128	2:04.772	2:42.904	3:00.843	3:16.509	3:27.897			3:46.175
27		Heart of Racing Team		1. Ian JAMES			2. Zacharie ROBICHON			3. Mattia DRUDI			Aston Martin Vantage AMR LMGT3					
1	1	5:09.004	5:09.004	55.600	15.015	21.063	41.282	5.736	30.394	20.206	7.725	42.020	20.016	21.701	17.008	7.248	3.990	
			Elapsed	55.600	1:10.615	1:31.678	2:12.960	2:18.696	2:49.090	3:09.296	3:17.021	3:59.041	4:19.057	4:40.758	4:57.766	5:05.014	5:09.004	
2	1	3:57.880	9:06.884	9.618	11.013	16.939	37.442	5.553	29.310	19.221	6.939	41.156	19.799	18.417	12.046	6.429	3.998	
			Elapsed	9.618	20.631	37.570	1:15.012	1:20.565	1:49.875	2:09.096	2:16.035	2:57.191	3:16.990	3:35.407	3:47.453	3:53.882	3:57.880	
3	1	3:57.040	13:03.924	9.615	10.981	16.836	37.387	5.539	28.938	19.246	6.901	41.093	19.772	18.341	12.105	6.416	3.870	
			Elapsed	9.615	20.596	37.432	1:14.819	1:20.358	1:49.296	2:08.542	2:15.443	2:56.536	3:16.308	3:34.649	3:46.754	3:53.170	3:57.040	
4	1	4:06.769 B	17:10.693	9.538	11.118	17.214	38.178	5.592	29.105	19.304	6.951	41.311	19.835	19.204	12.398		4:06.769	
			Elapsed	9.538	20.656	37.870	1:16.048	1:21.640	1:50.745	2:10.049	2:17.000	2:58.311	3:18.146	3:37.350	3:49.748			4:06.769
5	1	5:08.603	22:19.296	1:03.610	16.636	20.799	40.253	5.601	30.303	19.857	7.207	41.917	19.902	18.880	12.790	6.889	3.959	
			Elapsed	1:03.610	1:20.246	1:41.045	2:21.298	2:26.899	2:57.202	3:17.059	3:24.266	4:06.183	4:26.085	4:44.965	4:57.755	5:04.644	5:08.603	
6	1	3:56.688	26:15.984	9.615	10.807	16.814	37.198	5.509	28.837	19.193	6.882	41.156	19.732	18.420	12.110	6.501	3.914	
			Elapsed	9.615	20.422	37.236	1:14.434	1:19.943	1:48.780	2:07.973	2:14.855	2:56.011	3:15.743	3:34.163	3:46.273	3:52.774	3:56.688	
7	1	4:01.508	30:17.492	9.547	10.723	16.778	37.438	5.506	28.825	19.169	6.916	41.158	19.798	20.860	13.318	7.320	4.152	
			Elapsed	9.547	20.270	37.048	1:14.486	1:19.992	1:48.817	2:07.986	2:14.902	2:56.060	3:15.858	3:36.718	3:50.036	3:57.356	4:01.508	





FIA WEC

94^e Edition des 24 Heures d'Endurance

Qualifying LMP2-LMGT3

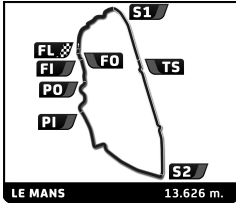


Section Analysis

■ Personal Best
 ■ Session Best
 ■ Crossing the pit lane

Lap	D	Time	Elapsed	SCL2	Z4	IP1	Z12	SCLC	A7-1	IP2	A8-1	SCLB	PORIN	POROUT	SCL1	FORDOUT	FL
28		IDEC SPORT		1. Paul LAFARGUE			2. Valerio RINICELLA			3. Job VAN UITERT			Oreca 07 - Gibson				
1	1	4:12.556	4:12.556	14.513	15.478	20.483	38.986	5.313	28.068	18.811	7.270	43.231	19.934	17.253	12.568	6.918	3.730
			Elapsed	14.513	29.991	50.474	1:29.460	1:34.773	2:02.841	2:21.652	2:28.922	3:12.153	3:32.087	3:49.340	4:01.908	4:08.826	4:12.556
2	1	3:40.814	7:53.370	8.881	10.637	15.589	35.039	5.109	26.872	18.060	6.711	38.806	18.173	15.819	11.149	6.253	3.716
			Elapsed	8.881	19.518	35.107	1:10.146	1:15.255	1:42.127	2:00.187	2:06.898	2:45.704	3:03.877	3:19.696	3:30.845	3:37.098	3:40.814
3	1	3:38.535	11:31.905	8.867	10.450	15.395	34.490	5.122	26.814	17.927	6.528	38.527	18.092	15.580	10.925	6.162	3.656
			Elapsed	8.867	19.317	34.712	1:09.202	1:14.324	1:41.138	1:59.065	2:05.593	2:44.120	3:02.212	3:17.792	3:28.717	3:34.879	3:38.535
4	1	3:37.725	15:09.630	8.835	10.256	15.291	34.281	5.084	26.544	17.946	6.558	38.473	18.066	15.630	10.890	6.033	3.838
			Elapsed	8.835	19.091	34.382	1:08.663	1:13.747	1:40.291	1:58.237	2:04.795	2:43.268	3:01.334	3:16.964	3:27.854	3:33.887	3:37.725
5	1	3:48.534 B	18:58.164	8.922	10.397	15.447	35.369	5.424	27.154	17.992	6.708	38.624	18.079	15.920	11.836		3:48.534
			Elapsed	8.922	19.319	34.766	1:10.135	1:15.559	1:42.713	2:00.705	2:07.413	2:46.037	3:04.116	3:20.036	3:31.872		
6	1	4:39.794	23:37.958	48.949	13.816	19.169	36.918	5.190	27.787	18.266	6.921	39.902	23.398	16.689	12.722	6.298	3.769
			Elapsed	48.949	1:02.765	1:21.934	1:58.852	2:04.042	2:31.829	2:50.095	2:57.016	3:36.918	4:00.316	4:17.005	4:29.727	4:36.025	4:39.794
7	1	3:44.229	27:22.187	8.853	10.254	15.271	34.472	5.094	26.673	17.861	6.581	38.288	18.015	15.473	11.669	12.082	3.643
			Elapsed	8.853	19.107	34.378	1:08.850	1:13.944	1:40.617	1:58.478	2:05.059	2:43.347	3:01.362	3:16.835	3:28.504	3:40.586	3:44.229
8	1	3:50.918 B	31:13.105	8.811	10.340	15.246	34.199	5.101	26.567	17.763	6.562	39.487	18.320	17.662	13.016		3:50.918
			Elapsed	8.811	19.151	34.397	1:08.596	1:13.697	1:40.264	1:58.027	2:04.589	2:44.076	3:02.396	3:20.058	3:33.074		
29		Forestier Racing by Paris		1. Louis ROUSSET			2. Esteban MASSON			3. Oliver GRAY			Oreca 07 - Gibson				
1	1	4:28.575	4:28.575	35.592	15.528	19.753	38.512	5.344	28.798	18.828	7.044	40.498	18.450	17.263	11.889	7.418	3.658
			Elapsed	35.592	51.120	1:10.873	1:49.385	1:54.729	2:23.527	2:42.355	2:49.399	3:29.897	3:48.347	4:05.610	4:17.499	4:24.917	4:28.575
2	1	3:45.864	8:14.439	8.808	10.750	15.999	34.477	5.100	26.987	18.346	6.754	39.053	18.370	17.022	12.936	7.645	3.617
			Elapsed	8.808	19.558	35.557	1:10.034	1:15.134	1:42.121	2:00.467	2:07.221	2:46.274	3:04.644	3:21.666	3:34.602	3:42.247	3:45.864
3	1	3:37.717	11:52.156	8.799	10.309	15.328	34.124	5.086	26.788	18.113	6.529	38.326	18.198	15.752	10.775	6.010	3.580
			Elapsed	8.799	19.108	34.436	1:08.560	1:13.646	1:40.434	1:58.547	2:05.076	2:43.402	3:01.600	3:17.352	3:28.127	3:34.137	3:37.717
4	1	3:36.423	15:28.579	8.781	10.116	15.153	33.921	5.088	26.529	17.982	6.503	38.168	18.098	15.614	10.721	6.026	3.723
			Elapsed	8.781	18.897	34.050	1:07.971	1:13.059	1:39.588	1:57.570	2:04.073	2:42.241	3:00.339	3:15.953	3:26.674	3:32.700	3:36.423
5	1	3:42.918	19:11.497	8.946	10.804	15.657	34.740	5.095	27.008	18.102	6.821	38.891	18.241	16.658	11.451	6.885	3.619
			Elapsed	8.946	19.750	35.407	1:10.147	1:15.242	1:42.250	2:00.352	2:07.173	2:46.064	3:04.305	3:20.963	3:32.414	3:39.299	3:42.918
6	1	3:37.883	22:49.380	8.801	10.218	15.215	33.691	5.068	26.612	17.766	6.533	37.906	18.046	16.070	11.987	6.374	3.596
			Elapsed	8.801	19.019	34.234	1:07.925	1:12.993	1:39.605	1:57.371	2:03.904	2:41.810	2:59.856	3:15.926	3:27.913	3:34.287	3:37.883
7	1	3:36.098	26:25.478	8.782	10.078	15.191	33.809	5.117	26.591	17.857	6.490	38.041	18.066	15.712	10.756	5.962	3.646
			Elapsed	8.782	18.860	34.051	1:07.860	1:12.977	1:39.568	1:57.425	2:03.915	2:41.956	3:00.022	3:15.734	3:26.490	3:32.452	3:36.098
8	1	3:37.750	30:03.228	8.782	10.163	15.261	33.727	5.103	26.813	17.834	6.624	37.925	17.993	16.532	11.217	6.039	3.737
			Elapsed	8.782	18.945	34.206	1:07.933	1:13.036	1:39.849	1:57.683	2:04.307	2:42.232	3:00.225	3:16.757	3:27.974	3:34.013	3:37.750





FIA WEC

94^e Edition des 24 Heures d'Endurance

Qualifying LMP2-LMGT3



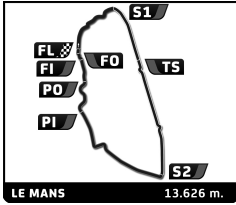
Section Analysis

■ Personal Best
 ■ Session Best
 ■ Crossing the pit lane

Lap	D	Time	Elapsed	SCL2	Z4	IP1	Z12	SCLC	A7-1	IP2	A8-1	SCLB	PORIN	POROUT	SCL1	FORDOUT	FL
30		Duqueine Team		1. Doriane PIN			2. Julien ANDLAUER			3. Richard VERSCHOOR			Oreca 07 - Gibson				
1	1	7:25.281	7:25.281	3:30.776	14.545	18.975	37.875	5.262	28.592	18.437	6.889	39.468	19.173	19.105	13.927	8.534	3.723
			Elapsed	3:30.776	3:45.321	4:04.296	4:42.171	4:47.433	5:16.025	5:34.462	5:41.351	6:20.819	6:39.992	6:59.097	7:13.024	7:21.558	7:25.281
2	1	3:36.127	11:01.408	8.801	10.421	15.338	34.099	4.990	26.639	17.782	6.547	37.803	17.965	15.219	10.522	6.162	3.839
			Elapsed	8.801	19.222	34.560	1:08.659	1:13.649	1:40.288	1:58.070	2:04.617	2:42.420	3:00.385	3:15.604	3:26.126	3:32.288	3:36.127
3	1	3:35.651	14:37.059	8.864	10.309	15.071	33.714	5.039	26.396	17.752	6.512	38.179	17.942	15.250	10.904	6.100	3.619
			Elapsed	8.864	19.173	34.244	1:07.958	1:12.997	1:39.393	1:57.145	2:03.657	2:41.836	2:59.778	3:15.028	3:25.932	3:32.032	3:35.651
4	1	3:34.662	18:11.721	8.737	10.240	14.994	33.788	5.037	26.444	17.572	6.483	37.794	17.909	15.350	10.740	5.979	3.595
			Elapsed	8.737	18.977	33.971	1:07.759	1:12.796	1:39.240	1:56.812	2:03.295	2:41.089	2:58.998	3:14.348	3:25.088	3:31.067	3:34.662
5	1	3:46.745 B	21:58.466	8.731	10.387	15.179	34.134	5.123	26.547	17.692	6.491	38.474	18.074	16.642	11.661		
			Elapsed	8.731	19.118	34.297	1:08.431	1:13.554	1:40.101	1:57.793	2:04.284	2:42.758	3:00.832	3:17.474	3:29.135		3:46.745

Lap	D	Time	Elapsed	SCL2	Z4	IP1	Z12	SCLC	A7-1	IP2	A8-1	SCLB	PORIN	POROUT	SCL1	FORDOUT	FL
32		Team WRT		1. Darren LEUNG			2. Sean GELAE			3. Augusto FARFUS			BMW M4 LMGT3 Evo				
1	1	4:23.354	4:23.354	12.294	16.220	21.559	40.941	5.772	30.296	21.053	7.654	42.810	20.339	19.882	13.686	6.987	3.861
			Elapsed	12.294	28.514	50.073	1:31.014	1:36.786	2:07.082	2:28.135	2:35.789	3:18.599	3:38.938	3:58.820	4:12.506	4:19.493	4:23.354
2	1	4:01.586	8:24.940	9.612	11.798	17.545	37.775	5.567	29.535	19.582	6.983	41.574	19.841	18.836	12.405	6.693	3.840
			Elapsed	9.612	21.410	38.955	1:16.730	1:22.297	1:51.832	2:11.414	2:18.397	2:59.971	3:19.812	3:38.648	3:51.053	3:57.746	4:01.586
3	1	3:58.089	12:23.029	9.527	10.902	16.763	37.201	5.599	29.134	19.528	7.008	41.251	19.807	18.411	12.340	6.773	3.845
			Elapsed	9.527	20.429	37.192	1:14.393	1:19.992	1:49.126	2:08.654	2:15.662	2:56.913	3:16.720	3:35.131	3:47.471	3:54.244	3:58.089
4	1	4:04.908 B	16:27.937	9.555	10.892	16.712	37.332	5.545	29.265	20.176	7.099	41.269	19.960	18.292	12.179		
			Elapsed	9.555	20.447	37.159	1:14.491	1:20.036	1:49.301	2:09.477	2:16.576	2:57.845	3:17.805	3:36.097	3:48.276		4:04.908
5	1	4:59.111	21:27.048	51.965	15.593	20.664	40.932	5.971	30.533	20.075	7.286	43.515	20.337	19.019	12.865	6.480	3.876
			Elapsed	51.965	1:07.558	1:28.222	2:09.154	2:15.125	2:45.658	3:05.733	3:13.019	3:56.534	4:16.871	4:35.890	4:48.755	4:55.235	4:59.111
6	1	3:56.753	25:23.801	9.611	10.810	16.726	37.088	5.515	29.148	19.602	6.997	41.149	19.751	18.101	12.041	6.424	3.790
			Elapsed	9.611	20.421	37.147	1:14.235	1:19.750	1:48.898	2:08.500	2:15.497	2:56.646	3:16.397	3:34.498	3:46.539	3:52.963	3:56.753
7	1	3:56.537	29:20.338	9.538	10.816	16.788	37.258	5.541	28.970	19.362	6.882	41.025	19.746	18.219	12.053	6.501	3.838
			Elapsed	9.538	20.354	37.142	1:14.400	1:19.941	1:48.911	2:08.273	2:15.155	2:56.180	3:15.926	3:34.145	3:46.198	3:52.699	3:56.537
8	1	3:56.582	33:16.920	9.527	10.846	16.637	37.346	5.534	29.082	19.492	6.839	41.211	19.807	18.106	11.940	6.383	3.832
			Elapsed	9.527	20.373	37.010	1:14.356	1:19.890	1:48.972	2:08.464	2:15.303	2:56.514	3:16.321	3:34.427	3:46.367	3:52.750	3:56.582





FIA WEC 94^e Edition des 24 Heures de Qualifying LMP2-LMGT3

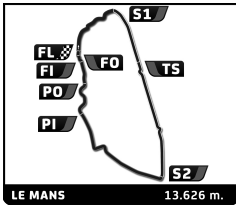


Section Analysis

■ Personal Best ■ Session Best ■ Crossing the pit lane

Lap	D	Time	Elapsed	SCL2	Z4	IP1	Z12	SCLC	A7-1	IP2	A8-1	SCLB	PORIN	POROUT	SCL1	FORDOUT	FL
33		TF Sport		1. Ben KEATING			2. Jonny EDGAR			3. Nicky CATSBURG				Corvette Z06 LMGT3.R			
1	1	4:33.143	4:33.143	27.279	15.128	20.690	40.893	5.674	29.810	19.791	7.397	42.583	20.078	19.624	12.556	7.747	3.893
			Elapsed	27.279	42.407	1:03.097	1:43.990	1:49.664	2:19.474	2:39.265	2:46.662	3:29.245	3:49.323	4:08.947	4:21.503	4:29.250	4:33.143
2	1	4:06.252	8:39.395	9.576	11.625	17.575	37.751	5.563	30.022	20.211	7.443	42.032	20.022	20.465	13.129	6.802	4.036
			Elapsed	9.576	21.201	38.776	1:16.527	1:22.090	1:52.112	2:12.323	2:19.766	3:01.798	3:21.820	3:42.285	3:55.414	4:02.216	4:06.252
3	1	3:58.319	12:37.714	9.655	11.008	16.790	37.462	5.564	29.095	19.662	7.095	41.113	19.822	18.367	12.169	6.633	3.884
			Elapsed	9.655	20.663	37.453	1:14.915	1:20.479	1:49.574	2:09.236	2:16.331	2:57.444	3:17.266	3:35.633	3:47.802	3:54.435	3:58.319
4	1	3:57.869	16:35.583	9.614	10.794	16.805	37.518	5.546	29.144	19.398	6.964	41.352	19.738	18.324	11.909	6.852	3.911
			Elapsed	9.614	20.408	37.213	1:14.731	1:20.277	1:49.421	2:08.819	2:15.783	2:57.135	3:16.873	3:35.197	3:47.106	3:53.958	3:57.869
5	1	4:04.263 B	20:39.846	9.669	10.914	16.845	37.364	5.560	29.399	19.609	6.894	41.340	19.771	18.467	12.127		
			Elapsed	9.669	20.583	37.428	1:14.792	1:20.352	1:49.751	2:09.360	2:16.254	2:57.594	3:17.365	3:35.832	3:47.959		4:04.263
6	1	4:50.818	25:30.664	50.013	16.432	20.946	39.423	5.592	29.385	19.464	6.951	41.420	19.736	18.503	12.360	6.714	3.879
			Elapsed	50.013	1:06.445	1:27.391	2:06.814	2:12.406	2:41.791	3:01.255	3:08.206	3:49.626	4:09.362	4:27.865	4:40.225	4:46.939	4:50.818
7	1	3:57.724	29:28.388	9.561	10.997	16.810	37.473	5.520	28.946	19.371	6.861	41.256	19.638	18.318	12.119	6.779	4.075
			Elapsed	9.561	20.558	37.368	1:14.841	1:20.361	1:49.307	2:08.678	2:15.539	2:56.795	3:16.433	3:34.751	3:46.870	3:53.649	3:57.724
8	1	4:07.091 B	33:35.479	9.674	11.123	16.964	37.673	5.537	29.247	19.605	6.894	41.309	19.883	18.859	12.199		
			Elapsed	9.674	20.797	37.761	1:15.434	1:20.971	1:50.218	2:09.823	2:16.717	2:58.026	3:17.909	3:36.768	3:48.967		4:07.091
34		Racing Team Turkey by TF		1. Peter DEMPSEY			2. Salih YOLUC			3. Charlie EASTWOOD				Corvette Z06 LMGT3.R			
1	1	4:33.691	4:33.691	33.031	14.543	18.561	39.284	5.611	29.342	19.474	7.038	42.846	21.785	18.575	12.339	7.423	3.839
			Elapsed	33.031	47.574	1:06.135	1:45.419	1:51.030	2:20.372	2:39.846	2:46.884	3:29.730	3:51.515	4:10.090	4:22.429	4:29.852	4:33.691
2	1	4:00.390	8:34.081	9.521	11.553	17.612	37.512	5.493	29.320	19.268	6.916	41.293	20.089	19.418	12.020	6.518	3.857
			Elapsed	9.521	21.074	38.686	1:16.198	1:21.691	1:51.011	2:10.279	2:17.195	2:58.488	3:18.577	3:37.995	3:50.015	3:56.533	4:00.390
3	1	3:55.744	12:29.825	9.613	10.716	16.476	37.377	5.562	29.083	19.346	6.765	40.863	19.720	17.935	11.953	6.478	3.857
			Elapsed	9.613	20.329	36.805	1:14.182	1:19.744	1:48.827	2:08.173	2:14.938	2:55.801	3:15.521	3:33.456	3:45.409	3:51.887	3:55.744
4	1	3:55.396	16:25.221	9.601	10.634	16.539	37.052	5.539	28.882	19.314	6.740	41.036	19.778	18.073	11.893	6.425	3.890
			Elapsed	9.601	20.235	36.774	1:13.826	1:19.365	1:48.247	2:07.561	2:14.301	2:55.337	3:15.115	3:33.188	3:45.081	3:51.506	3:55.396
5	1	4:01.988	20:27.209	9.653	10.713	16.922	37.963	5.584	29.258	19.436	6.795	41.051	19.921	19.099	14.866	6.910	3.817
			Elapsed	9.653	20.366	37.288	1:15.251	1:20.835	1:50.093	2:09.529	2:16.324	2:57.375	3:17.296	3:36.395	3:51.261	3:58.171	4:01.988
6	1	3:57.148	24:24.357	9.607	10.759	16.603	37.409	5.546	29.167	19.498	7.072	41.247	19.800	17.998	12.078	6.526	3.838
			Elapsed	9.607	20.366	36.969	1:14.378	1:19.924	1:49.091	2:08.589	2:15.661	2:56.908	3:16.708	3:34.706	3:46.784	3:53.310	3:57.148
7	1	3:56.370	28:20.727	9.624	10.743	16.549	37.168	5.544	29.155	19.485	6.894	41.132	19.800	17.972	11.963	6.409	3.932
			Elapsed	9.624	20.367	36.916	1:14.084	1:19.628	1:48.783	2:08.268	2:15.162	2:56.294	3:16.094	3:34.066	3:46.029	3:52.438	3:56.370
8	1	4:06.530 B	32:27.257	9.639	10.801	16.566	38.034	5.585	29.580	19.670	6.962	41.629	20.095	19.605	12.244		
			Elapsed	9.639	20.440	37.006	1:15.040	1:20.625	1:50.205	2:09.875	2:16.837	2:58.466	3:18.561	3:38.166	3:50.410		4:06.530





FIA WEC 94^e Edition des 24 Heures d Qualifying LMP2-LMGT3



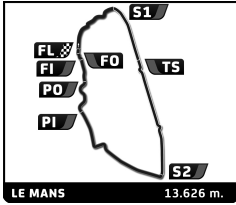
Section Analysis

■ Personal Best ■ Session Best ■ Crossing the pit lane

Lap	D	Time	Elapsed	SCL2	Z4	IP1	Z12	SCLC	A7-1	IP2	A8-1	SCLB	PORIN	POROUT	SCL1	FORDOUT	FL
37		CLX Motorsport		1. Adrien CLOSMENIL			2. Ian AGUILERA			3. Theodor JENSEN			Oreca 07 - Gibson				
1	2	6:29.664	6:29.664	2:29.736	14.978	19.499	41.296	5.412	30.059	20.272	7.703	43.064	19.112	16.818	11.507	6.571	3.637
			Elapsed	2:29.736	2:44.714	3:04.213	3:45.509	3:50.921	4:20.980	4:41.252	4:48.955	5:32.019	5:51.131	6:07.949	6:19.456	6:26.027	6:29.664
2	2	3:38.265	10:07.929	8.790	10.411	15.453	34.773	5.073	26.984	18.119	6.664	38.344	18.003	15.465	10.570	6.027	3.589
			Elapsed	8.790	19.201	34.654	1:09.427	1:14.500	1:41.484	1:59.603	2:06.267	2:44.611	3:02.614	3:18.079	3:28.649	3:34.676	3:38.265
3	2	3:35.229	13:43.158	8.753	10.129	15.137	33.794	5.063	26.482	17.986	6.515	37.935	17.991	15.195	10.662	6.018	3.569
			Elapsed	8.753	18.882	34.019	1:07.813	1:12.876	1:39.358	1:57.344	2:03.859	2:41.794	2:59.785	3:14.980	3:25.642	3:31.660	3:35.229
4	2	4:15.776	17:58.934	8.730	10.126	15.228	34.077	5.178	29.072	20.583	8.579	50.486	29.467	22.045	11.930	6.637	3.638
			Elapsed	8.730	18.856	34.084	1:08.161	1:13.339	1:42.411	2:02.994	2:11.573	3:02.059	3:31.526	3:53.571	4:05.501	4:12.138	4:15.776
5	2	3:39.670	21:38.604	8.811	11.612	16.102	34.443	5.070	26.549	17.902	6.577	37.954	17.915	16.005	10.914	6.220	3.596
			Elapsed	8.811	20.423	36.525	1:10.968	1:16.038	1:42.587	2:00.489	2:07.066	2:45.020	3:02.935	3:18.940	3:29.854	3:36.074	3:39.670
6	2	3:36.538	25:15.142	8.741	10.277	15.695	33.908	5.129	26.787	17.889	6.594	37.955	17.879	15.439	10.583	5.997	3.665
			Elapsed	8.741	19.018	34.713	1:08.621	1:13.750	1:40.537	1:58.426	2:05.020	2:42.975	3:00.854	3:16.293	3:26.876	3:32.873	3:36.538
7	2	3:43.494 B	28:58.636	8.755	10.362	15.232	33.921	5.084	26.559	17.882	6.630	38.042	17.893	15.498	11.394		
			Elapsed	8.755	19.117	34.349	1:08.270	1:13.354	1:39.913	1:57.795	2:04.425	2:42.467	3:00.360	3:15.858	3:27.252		3:43.494

Lap	D	Time	Elapsed	SCL2	Z4	IP1	Z12	SCLC	A7-1	IP2	A8-1	SCLB	PORIN	POROUT	SCL1	FORDOUT	FL
43		Inter Europol Competition		1. Jakub SMIECHOWSKI			2. Tom DILLMANN			3. Nicholas YELLOLY			Oreca 07 - Gibson				
1	1	5:01.550 B	5:01.550	43.333	14.871	19.475	39.146	5.260	30.882	20.075	7.484	43.725	20.936	22.378	14.399		
			Elapsed	43.333	58.204	1:17.679	1:56.825	2:02.085	2:32.967	2:53.042	3:00.526	3:44.251	4:05.187	4:27.565	4:41.964		5:01.550
2	1	6:39.816	11:41.366	2:47.440	16.319	19.996	39.799	5.228	28.123	18.662	7.128	40.050	18.391	16.590	11.541	6.831	3.718
			Elapsed	2:47.440	3:03.759	3:23.755	4:03.554	4:08.782	4:36.905	4:55.567	5:02.695	5:42.745	6:01.136	6:17.726	6:29.267	6:36.098	6:39.816
3	1	3:38.463	15:19.829	8.829	10.560	15.433	34.473	5.076	26.702	17.998	6.478	38.447	18.088	15.566	11.036	6.102	3.675
			Elapsed	8.829	19.389	34.822	1:09.295	1:14.371	1:41.073	1:59.071	2:05.549	2:43.996	3:02.084	3:17.650	3:28.686	3:34.788	3:38.463
4	1	3:37.004	18:56.833	8.823	10.496	15.341	34.041	5.072	26.504	17.886	6.545	38.112	18.038	15.429	10.903	6.057	3.757
			Elapsed	8.823	19.319	34.660	1:08.701	1:13.773	1:40.277	1:58.163	2:04.708	2:42.820	3:00.858	3:16.287	3:27.190	3:33.247	3:37.004
5	1	3:45.939	22:42.772	8.848	10.852	16.179	35.237	5.062	27.415	18.998	7.439	40.924	18.141	15.752	11.061	6.325	3.706
			Elapsed	8.848	19.700	35.879	1:11.116	1:16.178	1:43.593	2:02.591	2:10.030	2:50.954	3:09.095	3:24.847	3:35.908	3:42.233	3:45.939
6	1	3:38.201	26:20.973	8.816	10.959	15.466	34.114	5.070	26.539	17.847	6.561	38.268	17.997	15.421	11.163	6.292	3.688
			Elapsed	8.816	19.775	35.241	1:09.355	1:14.425	1:40.964	1:58.811	2:05.372	2:43.640	3:01.637	3:17.058	3:28.221	3:34.513	3:38.201
7	1	3:40.906	30:01.879	8.737	10.644	15.353	34.119	5.094	26.482	17.669	6.909	38.784	18.092	16.851	11.859	6.567	3.746
			Elapsed	8.737	19.381	34.734	1:08.853	1:13.947	1:40.429	1:58.098	2:05.007	2:43.791	3:01.883	3:18.734	3:30.593	3:37.160	3:40.906





FIA WEC 94^e Edition des 24 Heures de Qualifying LMP2-LMGT3

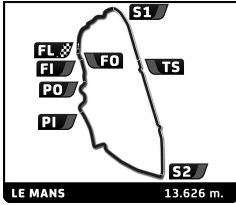


Section Analysis

■ Personal Best ■ Session Best ■ Crossing the pit lane

Lap	D	Time	Elapsed	SCL2	Z4	IP1	Z12	SCLC	A7-1	IP2	A8-1	SCLB	PORIN	POROUT	SCL1	FORDOUT	FL
44	Proton Competition			1.Horst Jr FELBERMAYR			2.Horst Felix FELBERMAYR			3.Lorenzo FLUXA			Oreca 07 - Gibson				
1	1	4:54.773	4:54.773	50.085	16.353	22.764	41.818	5.393	29.139	18.976	7.421	41.418	18.643	18.130	13.427	7.367	3.839
			Elapsed	50.085	1:06.438	1:29.202	2:11.020	2:16.413	2:45.552	3:04.528	3:11.949	3:53.367	4:12.010	4:30.140	4:43.567	4:50.934	4:54.773
2	1	3:49.436	8:44.209	8.870	11.168	16.070	35.420	5.134	28.237	18.308	6.831	39.307	18.716	18.396	12.357	6.844	3.778
			Elapsed	8.870	20.038	36.108	1:11.528	1:16.662	1:44.899	2:03.207	2:10.038	2:49.345	3:08.061	3:26.457	3:38.814	3:45.658	3:49.436
3	1	3:46.654	12:30.863	8.898	11.902	16.400	35.421	5.126	27.691	18.196	6.821	38.786	18.242	17.065	11.663	6.677	3.766
			Elapsed	8.898	20.800	37.200	1:12.621	1:17.747	1:45.438	2:03.634	2:10.455	2:49.241	3:07.483	3:24.548	3:36.211	3:42.888	3:46.654
4	1	3:45.008	16:15.871	8.860	11.070	16.094	35.507	5.143	27.063	18.346	6.988	39.065	18.242	16.834	11.317	6.735	3.744
			Elapsed	8.860	19.930	36.024	1:11.531	1:16.674	1:43.737	2:02.083	2:09.071	2:48.136	3:06.378	3:23.212	3:34.529	3:41.264	3:45.008
5	1	3:41.650	19:57.521	8.869	10.446	15.617	34.812	5.073	27.021	17.964	7.073	38.754	18.267	16.239	11.264	6.519	3.732
			Elapsed	8.869	19.315	34.932	1:09.744	1:14.817	1:41.838	1:59.802	2:06.875	2:45.629	3:03.896	3:20.135	3:31.399	3:37.918	3:41.650
6	1	3:41.453	23:38.974	8.872	10.672	15.605	34.595	5.098	26.975	17.885	6.914	38.702	18.325	16.189	11.337	6.526	3.758
			Elapsed	8.872	19.544	35.149	1:09.744	1:14.842	1:41.817	1:59.702	2:06.616	2:45.318	3:03.643	3:19.832	3:31.169	3:37.695	3:41.453
7	1	3:44.406	27:23.380	8.865	10.681	15.867	34.779	5.097	27.068	17.916	6.746	38.489	18.564	17.337	11.854	7.337	3.806
			Elapsed	8.865	19.546	35.413	1:10.192	1:15.289	1:42.357	2:00.273	2:07.019	2:45.508	3:04.072	3:21.409	3:33.263	3:40.600	3:44.406
8	1	3:52.325 B	31:15.705	8.862	10.662	15.750	34.760	5.122	26.826	17.814	6.790	38.846	18.234	16.807	12.945		
			Elapsed	8.862	19.524	35.274	1:10.034	1:15.156	1:41.982	1:59.796	2:06.586	2:45.432	3:03.666	3:20.473	3:33.418		3:52.325
48	RD Limited			1.Fred POORDAD			2.Tristan VAUTIER			3.Romain DUMAS			Oreca 07 - Gibson				
1	1	4:39.405	4:39.405	37.270	15.732	20.441	38.915	5.530	29.640	18.775	7.307	40.090	19.148	18.576	14.631	9.404	3.946
			Elapsed	37.270	53.002	1:13.443	1:52.358	1:57.888	2:27.528	2:46.303	2:53.610	3:33.700	3:52.848	4:11.424	4:26.055	4:35.459	4:39.405
2	1	3:48.966	8:28.371	8.922	11.027	16.215	35.402	5.126	28.299	18.354	6.915	39.388	18.309	17.122	12.019	8.095	3.773
			Elapsed	8.922	19.949	36.164	1:11.566	1:16.692	1:44.991	2:03.345	2:10.260	2:49.648	3:07.957	3:25.079	3:37.098	3:45.193	3:48.966
3	1	3:46.337	12:14.708	8.820	10.834	16.165	35.719	5.182	27.743	18.467	6.896	39.639	18.295	16.885	11.529	6.466	3.697
			Elapsed	8.820	19.654	35.819	1:11.538	1:16.720	1:44.463	2:02.930	2:09.826	2:49.465	3:07.760	3:24.645	3:36.174	3:42.640	3:46.337
4	1	3:43.107	15:57.815	8.824	10.483	15.893	34.956	5.080	27.301	18.246	6.811	39.259	18.213	16.587	11.267	6.427	3.760
			Elapsed	8.824	19.307	35.200	1:10.156	1:15.236	1:42.537	2:00.783	2:07.594	2:46.853	3:05.066	3:21.653	3:32.920	3:39.347	3:43.107
5	1	3:44.365	19:42.180	8.873	10.599	15.766	35.102	5.180	27.257	18.117	6.782	39.979	18.301	16.699	11.192	6.739	3.779
			Elapsed	8.873	19.472	35.238	1:10.340	1:15.520	1:42.777	2:00.894	2:07.676	2:47.655	3:05.956	3:22.655	3:33.847	3:40.586	3:44.365
6	1	3:42.856	23:25.036	8.897	10.502	15.824	35.196	5.108	27.224	18.171	6.693	38.768	18.202	16.253	11.516	6.407	4.095
			Elapsed	8.897	19.399	35.223	1:10.419	1:15.527	1:42.751	2:00.922	2:07.615	2:46.383	3:04.585	3:20.838	3:32.354	3:38.761	3:42.856
7	1	3:53.264	27:18.300	9.056	11.631	16.374	35.676	5.153	27.590	18.245	6.912	39.655	18.359	17.921	14.553	8.407	3.732
			Elapsed	9.056	20.687	37.061	1:12.737	1:17.890	1:45.480	2:03.725	2:10.637	2:50.292	3:08.651	3:26.572	3:41.125	3:49.532	3:53.264
8	1	3:43.818	31:02.118	8.828	10.494	15.894	34.607	5.134	27.363	17.936	6.746	39.011	18.231	16.605	11.045	7.768	4.156
			Elapsed	8.828	19.322	35.216	1:09.823	1:14.957	1:42.320	2:00.256	2:07.002	2:46.013	3:04.244	3:20.849	3:31.894	3:39.662	3:43.818





FIA WEC 94^e Edition des 24 Heures d Qualifying LMP2-LMGT3

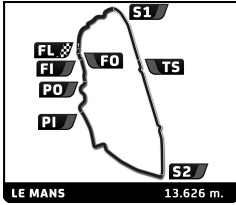


Section Analysis

■ Personal Best
 ■ Session Best
 ■ Crossing the pit lane

Lap	D	Time	Elapsed	SCL2	Z4	IP1	Z12	SCLC	A7-1	IP2	A8-1	SCLB	PORIN	POROUT	SCL1	FORDOUT	FL
54		Vista AF Corse		1.Thomas FLOHR			2.Francesco CASTELLACCI			3.Davide RIGON			Ferrari 296 LMGT3 Evo				
1	1	4:54.246	4:54.246	35.057	15.699	21.278	42.143	5.806	30.836	19.948	7.489	44.797	21.644	22.380	15.835	7.423	3.911
			Elapsed	35.057	50.756	1:12.034	1:54.177	1:59.983	2:30.819	2:50.767	2:58.256	3:43.053	4:04.697	4:27.077	4:42.912	4:50.335	4:54.246
2	1	4:01.307	8:55.553	9.628	11.685	17.401	38.625	5.539	29.419	19.416	6.881	41.384	19.775	18.726	12.339	6.625	3.864
			Elapsed	9.628	21.313	38.714	1:17.339	1:22.878	1:52.297	2:11.713	2:18.594	2:59.978	3:19.753	3:38.479	3:50.818	3:57.443	4:01.307
3	1	3:58.591	12:54.144	9.569	10.993	16.744	37.825	5.551	29.223	19.506	6.919	41.175	19.803	18.660	12.174	6.577	3.872
			Elapsed	9.569	20.562	37.306	1:15.131	1:20.682	1:49.905	2:09.411	2:16.330	2:57.505	3:17.308	3:35.968	3:48.142	3:54.719	3:58.591
4	1	4:11.585 B	17:05.729	9.562	11.126	16.961	38.413	5.544	29.408	19.675	7.165	42.381	21.100	20.029	12.392		
			Elapsed	9.562	20.688	37.649	1:16.062	1:21.606	1:51.014	2:10.689	2:17.854	3:00.235	3:21.335	3:41.364	3:53.756		4:11.585
5	1	4:46.155	21:51.884	45.679	14.404	19.595	40.230	5.586	30.057	19.553	7.105	41.837	19.948	19.229	12.414	6.687	3.831
			Elapsed	45.679	1:00.083	1:19.678	1:59.908	2:05.494	2:35.551	2:55.104	3:02.209	3:44.046	4:03.994	4:23.223	4:35.637	4:42.324	4:46.155
6	1	3:57.407	25:49.291	9.583	10.986	16.781	37.596	5.508	29.199	19.455	6.874	41.001	19.740	18.164	12.129	6.439	3.952
			Elapsed	9.583	20.569	37.350	1:14.946	1:20.454	1:49.653	2:09.108	2:15.982	2:56.983	3:16.723	3:34.887	3:47.016	3:53.455	3:57.407
7	1	3:57.800	29:47.091	9.605	10.911	16.821	37.392	5.503	29.100	19.315	6.816	41.594	19.871	18.252	12.168	6.552	3.900
			Elapsed	9.605	20.516	37.337	1:14.729	1:20.232	1:49.332	2:08.647	2:15.463	2:57.057	3:16.928	3:35.180	3:47.348	3:53.900	3:57.800
8	1	3:57.277	33:44.368	9.591	11.067	16.719	37.442	5.456	29.014	19.395	6.816	41.183	19.755	18.347	12.173	6.455	3.864
			Elapsed	9.591	20.658	37.377	1:14.819	1:20.275	1:49.289	2:08.684	2:15.500	2:56.683	3:16.438	3:34.785	3:46.958	3:53.413	3:57.277
57		Kessel Racing		1.Takeshi KIMURA			2.Conrad LAURSEN			3.Daniel SERRA			Ferrari 296 LMGT3 Evo				
1	1	5:02.281	5:02.281	53.183	14.913	22.657	41.805	5.729	30.449	19.928	7.394	42.683	19.979	19.867	12.816	7.007	3.871
			Elapsed	53.183	1:08.096	1:30.753	2:12.558	2:18.287	2:48.736	3:08.664	3:16.058	3:58.741	4:18.720	4:38.587	4:51.403	4:58.410	5:02.281
2	1	3:59.806	9:02.087	9.539	10.959	17.005	38.164	5.519	29.306	19.386	6.938	41.684	19.653	18.825	12.458	6.558	3.812
			Elapsed	9.539	20.498	37.503	1:15.667	1:21.186	1:50.492	2:09.878	2:16.816	2:58.500	3:18.153	3:36.978	3:49.436	3:55.994	3:59.806
3	1	3:59.516	13:01.603	9.509	10.872	16.830	38.245	5.527	29.302	19.411	6.903	41.367	19.768	18.892	12.237	6.775	3.878
			Elapsed	9.509	20.381	37.211	1:15.456	1:20.983	1:50.285	2:09.696	2:16.599	2:57.966	3:17.734	3:36.626	3:48.863	3:55.638	3:59.516
4	1	4:06.265 B	17:07.868	9.559	11.004	16.837	38.156	5.514	29.377	19.547	7.004	41.403	19.802	18.930	12.428		
			Elapsed	9.559	20.563	37.400	1:15.556	1:21.070	1:50.447	2:09.994	2:16.998	2:58.401	3:18.203	3:37.133	3:49.561		4:06.265
5	1	4:48.660	21:56.528	46.276	14.328	19.358	40.416	5.559	29.798	19.617	7.444	42.854	20.350	19.368	12.561	6.967	3.764
			Elapsed	46.276	1:00.604	1:19.962	2:00.378	2:05.937	2:35.735	2:55.352	3:02.796	3:45.650	4:06.000	4:25.368	4:37.929	4:44.896	4:48.660
6	1	3:58.492	25:55.020	9.524	10.823	16.750	37.969	5.523	29.111	19.450	6.877	41.276	19.750	18.706	12.389	6.540	3.804
			Elapsed	9.524	20.347	37.097	1:15.066	1:20.589	1:49.700	2:09.150	2:16.027	2:57.303	3:17.053	3:35.759	3:48.148	3:54.688	3:58.492
7	1	3:58.109	29:53.129	9.524	10.948	16.788	37.793	5.487	29.110	19.418	6.937	41.246	19.777	18.421	12.317	6.524	3.819
			Elapsed	9.524	20.472	37.260	1:15.053	1:20.540	1:49.650	2:09.068	2:16.005	2:57.251	3:17.028	3:35.449	3:47.766	3:54.290	3:58.109
8	1	4:01.112	33:54.241	9.533	10.834	16.796	37.981	5.515	29.148	19.408	7.008	41.246	19.718	18.982	13.941	7.196	3.806
			Elapsed	9.533	20.367	37.163	1:15.144	1:20.659	1:49.807	2:09.215	2:16.223	2:57.469	3:17.187	3:36.169	3:50.110	3:57.306	4:01.112





FIA WEC

94^e Edition des 24 Heures d'Endurance

Qualifying LMP2-LMGT3



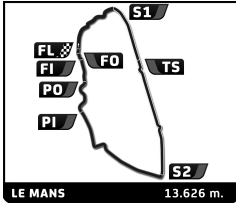
Section Analysis

■ Personal Best
 ■ Session Best
 ■ Crossing the pit lane

Lap	D	Time	Elapsed	SCL2	Z4	IP1	Z12	SCLC	A7-1	IP2	A8-1	SCLB	PORIN	POROUT	SCL1	FORDOUT	FL
58		Garage 59		1. Alexander WEST			2. Finn GEHRITZ			3. Benjamin GOETHE			McLaren 720S LMGT3 Evo				
1	1	6:52.149	6:52.149	2:43.215	15.514	20.876	40.795	5.939	30.842	20.218	7.533	43.199	20.222	19.927	12.644	7.275	3.950
			Elapsed	2:43.215	2:58.729	3:19.605	4:00.400	4:06.339	4:37.181	4:57.399	5:04.932	5:48.131	6:08.353	6:28.280	6:40.924	6:48.199	6:52.149
2	1	3:59.700	10:51.849	9.622	11.097	16.992	38.034	5.526	29.294	19.525	6.889	41.427	19.782	18.335	12.043	7.134	4.000
			Elapsed	9.622	20.719	37.711	1:15.745	1:21.271	1:50.565	2:10.090	2:16.979	2:58.406	3:18.188	3:36.523	3:48.566	3:55.700	3:59.700
3	1	4:00.148	14:51.997	9.640	11.339	16.849	37.646	5.525	29.533	19.550	6.952	41.613	19.787	18.547	12.128	7.074	3.965
			Elapsed	9.640	20.979	37.828	1:15.474	1:20.999	1:50.532	2:10.082	2:17.034	2:58.647	3:18.434	3:36.981	3:49.109	3:56.183	4:00.148
4	1	3:59.637	18:51.634	9.599	11.320	16.860	37.859	5.516	29.172	19.518	7.010	41.569	19.864	18.348	12.286	6.749	3.967
			Elapsed	9.599	20.919	37.779	1:15.638	1:21.154	1:50.326	2:09.844	2:16.854	2:58.423	3:18.287	3:36.635	3:48.921	3:55.670	3:59.637
5	1	3:59.352	22:50.986	9.641	11.172	16.918	37.689	5.534	29.150	19.380	6.913	41.320	19.752	18.168	12.301	7.281	4.133
			Elapsed	9.641	20.813	37.731	1:15.420	1:20.954	1:50.104	2:09.484	2:16.397	2:57.717	3:17.469	3:35.637	3:47.938	3:55.219	3:59.352
6	1	4:05.905	26:56.891	9.680	13.071	17.447	38.088	5.566	30.374	19.344	6.983	42.208	19.914	19.422	12.996	6.882	3.930
			Elapsed	9.680	22.751	40.198	1:18.286	1:23.852	1:54.226	2:13.570	2:20.553	3:02.761	3:22.675	3:42.097	3:55.093	4:01.975	4:05.905
7	1	4:08.067 B	31:04.958	9.572	10.914	16.851	37.767	5.528	29.216	19.435	6.893	41.690	19.866	18.442	12.639		4:08.067
			Elapsed	9.572	20.486	37.337	1:15.104	1:20.632	1:49.848	2:09.283	2:16.176	2:57.866	3:17.732	3:36.174	3:48.813		

Lap	D	Time	Elapsed	SCL2	Z4	IP1	Z12	SCLC	A7-1	IP2	A8-1	SCLB	PORIN	POROUT	SCL1	FORDOUT	FL
59		Racing Spirit Of Leman		1. Clément MATEU			2. Marius FOSSARD			3. Valentin HASSE CLOT			Aston Martin Vantage AMR LMGT3				
1	1	5:10.414	5:10.414	47.330	17.699	25.017	43.586	5.738	30.519	20.252	7.562	42.938	20.100	20.964	17.548	7.221	3.940
			Elapsed	47.330	1:05.029	1:30.046	2:13.632	2:19.370	2:49.889	3:10.141	3:17.703	4:00.641	4:20.741	4:41.705	4:59.253	5:06.474	5:10.414
2	1	3:59.021	9:09.435	9.596	11.017	16.965	37.827	5.540	29.021	19.266	7.153	41.280	19.817	18.671	12.229	6.681	3.958
			Elapsed	9.596	20.613	37.578	1:15.405	1:20.945	1:49.966	2:09.232	2:16.385	2:57.665	3:17.482	3:36.153	3:48.382	3:55.063	3:59.021
3	1	4:07.203 B	13:16.638	9.617	11.118	17.107	37.726	5.572	29.059	19.438	7.172	41.495	19.853	18.867	12.496		
			Elapsed	9.617	20.735	37.842	1:15.568	1:21.140	1:50.199	2:09.637	2:16.809	2:58.304	3:18.157	3:37.024	3:49.520		4:07.203
4	1	4:50.185	18:06.823	48.508	14.626	19.205	41.523	5.619	29.945	19.713	7.348	42.204	19.982	18.661	12.230	6.721	3.900
			Elapsed	48.508	1:03.134	1:22.339	2:03.862	2:09.481	2:39.426	2:59.139	3:06.487	3:48.691	4:08.673	4:27.334	4:39.564	4:46.285	4:50.185
5	1	3:58.395	22:05.218	9.607	11.239	16.927	37.375	5.621	29.101	19.449	6.971	41.367	19.834	18.379	12.150	6.489	3.886
			Elapsed	9.607	20.846	37.773	1:15.148	1:20.769	1:49.870	2:09.319	2:16.290	2:57.657	3:17.491	3:35.870	3:48.020	3:54.509	3:58.395
6	1	4:01.198	26:06.416	9.647	11.084	16.876	37.485	5.589	29.397	19.589	7.188	42.798	19.875	18.659	12.361	6.759	3.891
			Elapsed	9.647	20.731	37.607	1:15.092	1:20.681	1:50.078	2:09.667	2:16.855	2:59.653	3:19.528	3:38.187	3:50.548	3:57.307	4:01.198
7	1	3:58.557	30:04.973	9.596	11.085	16.826	37.411	5.523	29.088	19.272	7.281	41.410	19.724	18.498	12.113	6.551	4.179
			Elapsed	9.596	20.681	37.507	1:14.918	1:20.441	1:49.529	2:08.801	2:16.082	2:57.492	3:17.216	3:35.714	3:47.827	3:54.378	3:58.557





FIA WEC 94^e Edition des 24 Heures d Qualifying LMP2-LMGT3

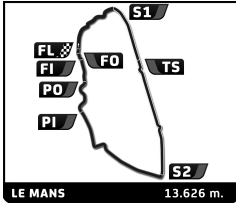


Section Analysis

■ Personal Best ■ Session Best ■ Crossing the pit lane

Lap	D	Time	Elapsed	SCL2	Z4	IP1	Z12	SCLC	A7-1	IP2	A8-1	SCLB	PORIN	POROUT	SCL1	FORDOUT	FL
61	Iron Lynx			1.Martin BERRY			2.Rui ANDRADE			3.Maxime MARTIN			Mercedes-AMG LMGT3				
1	1	4:28.221	4:28.221	24.116	14.660	19.614	40.453	5.750	30.232	19.938	7.363	43.154	19.945	19.254	12.656	7.266	3.820
			Elapsed	24.116	38.776	58.390	1:38.843	1:44.593	2:14.825	2:34.763	2:42.126	3:25.280	3:45.225	4:04.479	4:17.135	4:24.401	4:28.221
2	1	3:57.313	8:25.534	9.534	11.043	16.865	37.248	5.504	28.952	19.151	6.955	41.516	19.652	18.126	12.232	6.717	3.818
			Elapsed	9.534	20.577	37.442	1:14.690	1:20.194	1:49.146	2:08.297	2:15.252	2:56.768	3:16.420	3:34.546	3:46.778	3:53.495	3:57.313
3	1	4:04.750 B	12:30.284	9.472	11.021	16.799	37.639	5.538	28.848	19.295	6.896	41.098	19.670	19.356	12.424		4:04.750
			Elapsed	9.472	20.493	37.292	1:14.931	1:20.469	1:49.317	2:08.612	2:15.508	2:56.606	3:16.276	3:35.632	3:48.056		4:04.750
4	1	4:51.850	17:22.134	55.419	14.435	18.252	38.824	5.552	29.644	19.636	7.019	41.606	19.878	18.750	12.154	6.847	3.834
			Elapsed	55.419	1:09.854	1:28.106	2:06.930	2:12.482	2:42.126	3:01.762	3:08.781	3:50.387	4:10.265	4:29.015	4:41.169	4:48.016	4:51.850
5	1	3:56.950	21:19.084	9.610	10.968	16.731	37.425	5.522	29.177	19.481	6.895	41.039	19.749	17.949	11.939	6.526	3.939
			Elapsed	9.610	20.578	37.309	1:14.734	1:20.256	1:49.433	2:08.914	2:15.809	2:56.848	3:16.597	3:34.546	3:46.485	3:53.011	3:56.950
6	1	4:01.445	25:20.529	9.650	10.989	16.812	37.450	5.510	29.549	19.507	6.868	41.829	19.840	19.381	12.871	7.325	3.864
			Elapsed	9.650	20.639	37.451	1:14.901	1:20.411	1:49.960	2:09.467	2:16.335	2:58.164	3:18.004	3:37.385	3:50.256	3:57.581	4:01.445
7	1	3:58.796	29:19.325	9.605	11.051	16.894	37.948	5.517	29.322	19.475	6.855	41.187	19.883	18.294	12.267	6.608	3.890
			Elapsed	9.605	20.656	37.550	1:15.498	1:21.015	1:50.337	2:09.812	2:16.667	2:57.854	3:17.737	3:36.031	3:48.298	3:54.906	3:58.796
8	1	4:10.619 B	33:29.944	9.589	11.043	16.691	37.910	5.610	30.570	19.449	7.036	41.528	19.780	19.598	13.530		4:10.619
			Elapsed	9.589	20.632	37.323	1:15.233	1:20.843	1:51.413	2:10.862	2:17.898	2:59.426	3:19.206	3:38.804	3:52.334		4:10.619
62	Team Qatar by Iron Lynx			1.Abdulla AL-KHELAIFI			2.Julian HANSES			3.Giuliano ALESI			Mercedes-AMG LMGT3				
1	1	4:31.165	4:31.165	25.391	14.734	20.396	41.418	5.732	29.891	19.394	7.684	42.113	19.802	18.586	13.637	8.539	3.848
			Elapsed	25.391	40.125	1:00.521	1:41.939	1:47.671	2:17.562	2:36.956	2:44.640	3:26.753	3:46.555	4:05.141	4:18.778	4:27.317	4:31.165
2	1	3:57.531	8:28.696	9.553	10.884	16.901	37.399	5.540	29.320	19.139	6.854	41.261	19.836	18.210	11.968	6.770	3.896
			Elapsed	9.553	20.437	37.338	1:14.737	1:20.277	1:49.597	2:08.736	2:15.590	2:56.851	3:16.687	3:34.897	3:46.865	3:53.635	3:57.531
3	1	3:57.693	12:26.389	9.527	11.102	16.772	37.582	5.558	29.138	19.396	6.904	41.278	19.707	18.270	12.127	6.480	3.852
			Elapsed	9.527	20.629	37.401	1:14.983	1:20.541	1:49.679	2:09.075	2:15.979	2:57.257	3:16.964	3:35.234	3:47.361	3:53.841	3:57.693
4	1	4:05.362 B	16:31.751	9.541	10.952	16.985	37.751	5.532	29.421	19.426	6.896	41.488	19.785	18.281	12.204		4:05.362
			Elapsed	9.541	20.493	37.478	1:15.229	1:20.761	1:50.182	2:09.608	2:16.504	2:57.992	3:17.777	3:36.058	3:48.262		4:05.362
5	1	4:57.756	21:29.507	56.248	14.546	20.215	39.137	5.570	29.334	19.549	7.168	43.034	19.887	18.448	12.445	8.296	3.879
			Elapsed	56.248	1:10.794	1:31.009	2:10.146	2:15.716	2:45.050	3:04.599	3:11.767	3:54.801	4:14.688	4:33.136	4:45.581	4:53.877	4:57.756
6	1	3:59.603	25:29.110	9.630	10.789	16.689	37.325	5.553	29.034	19.346	6.853	41.292	19.752	18.178	12.312	8.935	3.915
			Elapsed	9.630	20.419	37.108	1:14.433	1:19.986	1:49.020	2:08.366	2:15.219	2:56.511	3:16.263	3:34.441	3:46.753	3:55.688	3:59.603
7	1	4:00.887	29:29.997	9.594	10.850	16.596	37.449	5.522	29.084	19.200	7.133	41.454	19.768	18.790	12.537	8.907	4.003
			Elapsed	9.594	20.444	37.040	1:14.489	1:20.011	1:49.095	2:08.295	2:15.428	2:56.882	3:16.650	3:35.440	3:47.977	3:56.884	4:00.887
8	1	4:07.773 B	33:37.770	9.657	10.803	16.735	37.682	5.479	28.999	19.543	7.178	41.771	19.811	18.851	12.532		4:07.773
			Elapsed	9.657	20.460	37.195	1:14.877	1:20.356	1:49.355	2:08.898	2:16.076	2:57.847	3:17.658	3:36.509	3:49.041		4:07.773





FIA WEC

94^e Edition des 24 Heures de Qualifying LMP2-LMGT3

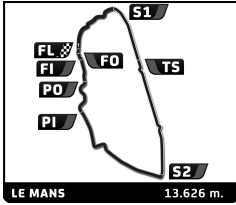


Section Analysis

■ Personal Best
 ■ Session Best
 ■ Crossing the pit lane

Lap	D	Time	Elapsed	SCL2	Z4	IP1	Z12	SCLC	A7-1	IP2	A8-1	SCLB	PORIN	POROUT	SCL1	FORDOUT	FL
69	Team WRT			1. Anthony MCINTOSH			2. Parker THOMPSON			3. Daniel HARPER			BMW M4 LMGT3 Evo				
1	1	4:25.610	4:25.610	13.703	15.990	22.400	41.613	5.621	30.126	21.033	7.498	43.438	20.027	19.729	13.482	7.044	3.906
			Elapsed	13.703	29.693	52.093	1:33.706	1:39.327	2:09.453	2:30.486	2:37.984	3:21.422	3:41.449	4:01.178	4:14.660	4:21.704	4:25.610
2	1	3:58.763	8:24.373	9.584	11.148	16.958	37.180	5.500	28.811	19.571	6.966	41.458	19.977	18.724	12.292	6.663	3.931
			Elapsed	9.584	20.732	37.690	1:14.870	1:20.370	1:49.181	2:08.752	2:15.718	2:57.176	3:17.153	3:35.877	3:48.169	3:54.832	3:58.763
3	1	3:57.569	12:21.942	9.573	10.821	16.700	37.294	5.583	29.275	19.552	6.936	41.170	19.821	18.432	12.079	6.472	3.861
			Elapsed	9.573	20.394	37.094	1:14.388	1:19.971	1:49.246	2:08.798	2:15.734	2:56.904	3:16.725	3:35.157	3:47.236	3:53.708	3:57.569
4	1	4:13.974 B	16:35.916	9.571	11.132	16.780	41.251	5.513	29.687	19.486	6.917	42.804	20.237	19.192	12.240		
			Elapsed	9.571	20.703	37.483	1:18.734	1:24.247	1:53.934	2:13.420	2:20.337	3:03.141	3:23.378	3:42.570	3:54.810		4:13.974
5	1	4:55.194	21:31.110	48.080	15.133	19.354	39.717	5.597	30.256	20.847	7.254	44.814	20.199	19.118	12.940	8.099	3.786
			Elapsed	48.080	1:03.213	1:22.567	2:02.284	2:07.881	2:38.137	2:58.984	3:06.238	3:51.052	4:11.251	4:30.369	4:43.309	4:51.408	4:55.194
6	1	3:56.700	25:27.810	9.528	11.006	16.809	36.898	5.547	28.955	19.271	6.820	41.095	19.702	18.410	12.171	6.627	3.861
			Elapsed	9.528	20.534	37.343	1:14.241	1:19.788	1:48.743	2:08.014	2:14.834	2:55.929	3:15.631	3:34.041	3:46.212	3:52.839	3:56.700
7	1	4:04.161	29:31.971	9.527	11.043	16.917	37.580	5.501	29.194	19.354	7.215	44.650	19.745	18.964	13.056	7.556	3.859
			Elapsed	9.527	20.570	37.487	1:15.067	1:20.568	1:49.762	2:09.116	2:16.331	3:00.981	3:20.726	3:39.690	3:52.746	4:00.302	4:04.161
8	1	4:10.024 B	33:41.995	9.525	11.079	16.938	37.294	5.540	29.206	19.333	6.924	41.565	19.914	21.297	12.951		
			Elapsed	9.525	20.604	37.542	1:14.836	1:20.376	1:49.582	2:08.915	2:15.839	2:57.404	3:17.318	3:38.615	3:51.566		4:10.024
74	Kessel Racing			1. Dustin BLATTNER			2. Lorenzo PATRESE			3. Dennis MARSCHALL			Ferrari 296 LMGT3 Evo				
1	1	5:17.971	5:17.971	58.535	15.719	20.854	43.819	6.859	36.721	20.755	7.537	43.172	20.017	19.623	13.292	7.183	3.885
			Elapsed	58.535	1:14.254	1:35.108	2:18.927	2:25.786	3:02.507	3:23.262	3:30.799	4:13.971	4:33.988	4:53.611	5:06.903	5:14.086	5:17.971
2	1	3:56.560	9:14.531	9.591	10.933	16.537	37.753	5.553	29.074	19.423	6.782	40.870	19.782	17.989	12.009	6.369	3.895
			Elapsed	9.591	20.524	37.061	1:14.814	1:20.367	1:49.441	2:08.864	2:15.646	2:56.516	3:16.298	3:34.287	3:46.296	3:52.665	3:56.560
3	1	4:03.260 B	13:17.791	9.592	10.827	16.708	37.618	5.538	29.144	19.462	6.812	40.990	19.760	18.177	12.035		
			Elapsed	9.592	20.419	37.127	1:14.745	1:20.283	1:49.427	2:08.889	2:15.701	2:56.691	3:16.451	3:34.628	3:46.663		4:03.260
4	1	4:48.166	18:05.957	48.604	14.118	19.161	39.924	5.560	29.944	19.917	7.200	42.259	19.937	18.820	12.327	6.594	3.801
			Elapsed	48.604	1:02.722	1:21.883	2:01.807	2:07.367	2:37.311	2:57.228	3:04.428	3:46.687	4:06.624	4:25.444	4:37.771	4:44.365	4:48.166
5	1	4:04.252	22:10.209	9.586	11.285	17.183	38.797	5.528	29.629	19.699	7.151	42.329	20.033	20.033	12.561	6.564	3.874
			Elapsed	9.586	20.871	38.054	1:16.851	1:22.379	1:52.008	2:11.707	2:18.858	3:01.187	3:21.220	3:41.253	3:53.814	4:00.378	4:04.252
6	1	3:57.657	26:07.866	9.596	10.906	16.501	38.073	5.556	29.141	19.427	6.726	41.080	19.712	18.332	12.228	6.562	3.817
			Elapsed	9.596	20.502	37.003	1:15.076	1:20.632	1:49.773	2:09.200	2:15.926	2:57.006	3:16.718	3:35.050	3:47.278	3:53.840	3:57.657
7	1	4:05.238 B	30:13.104	9.520	10.780	16.709	37.679	5.462	28.838	19.305	6.756	41.255	19.628	18.855	12.535		
			Elapsed	9.520	20.300	37.009	1:14.688	1:20.150	1:48.988	2:08.293	2:15.049	2:56.304	3:15.932	3:34.787	3:47.322		4:05.238





FIA WEC 94^e Edition des 24 Heures d Qualifying LMP2-LMGT3

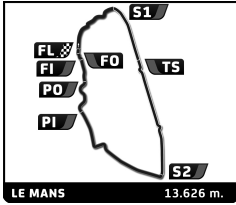


Section Analysis

■ Personal Best ■ Session Best ■ Crossing the pit lane

Lap	D	Time	Elapsed	SCL2	Z4	IP1	Z12	SCLC	A7-1	IP2	A8-1	SCLB	PORIN	POROUT	SCL1	FORDOUT	FL
77	Proton Competition			1. Eric POWELL			2. Ben TUCK			3. Sebastian PRIAULX			Ford Mustang LMGT3				
1	1	5:31.250	5:31.250	1:23.874	13.962	18.678	41.911	5.618	32.506	19.912	7.192	42.910	21.873	19.812	12.619	6.615	3.768
			Elapsed	1:23.874	1:37.836	1:56.514	2:38.425	2:44.043	3:16.549	3:36.461	3:43.653	4:26.563	4:48.436	5:08.248	5:20.867	5:27.482	5:31.250
2	1	3:56.911	9:28.161	9.522	10.787	16.710	37.413	5.536	29.030	19.278	7.100	41.158	19.735	18.327	12.156	6.348	3.811
			Elapsed	9.522	20.309	37.019	1:14.432	1:19.968	1:48.998	2:08.276	2:15.376	2:56.534	3:16.269	3:34.596	3:46.752	3:53.100	3:56.911
3	1	3:56.730	13:24.891	9.527	10.694	16.812	37.356	5.507	28.889	19.216	7.326	41.103	19.691	18.125	12.149	6.319	4.016
			Elapsed	9.527	20.221	37.033	1:14.389	1:19.896	1:48.785	2:08.001	2:15.327	2:56.430	3:16.121	3:34.246	3:46.395	3:52.714	3:56.730
4	1	4:06.798 B	17:31.689	9.699	11.447	17.137	38.013	5.503	29.200	19.385	6.995	41.792	19.776	18.665	12.288		4:06.798
			Elapsed	9.699	21.146	38.283	1:16.296	1:21.799	1:50.999	2:10.384	2:17.379	2:59.171	3:18.947	3:37.612	3:49.900		4:06.798
5	1	4:48.734	22:20.423	48.872	14.050	18.728	39.391	5.566	30.106	20.035	7.076	42.112	19.810	19.056	12.974	7.112	3.846
			Elapsed	48.872	1:02.922	1:21.650	2:01.041	2:06.607	2:36.713	2:56.748	3:03.824	3:45.936	4:05.746	4:24.802	4:37.776	4:44.888	4:48.734
6	1	3:55.951	26:16.374	9.539	10.710	16.653	37.218	5.506	28.894	19.197	6.949	40.967	19.575	18.267	12.144	6.479	3.853
			Elapsed	9.539	20.249	36.902	1:14.120	1:19.626	1:48.520	2:07.717	2:14.666	2:55.633	3:15.208	3:33.475	3:45.619	3:52.098	3:55.951
7	1	4:04.970 B	30:21.344	9.469	11.016	16.647	37.458	5.480	28.997	19.274	6.960	41.189	19.716	19.459	12.498		4:04.970
			Elapsed	9.469	20.485	37.132	1:14.590	1:20.070	1:49.067	2:08.341	2:15.301	2:56.490	3:16.206	3:35.665	3:48.163		4:04.970
78	Akkodis ASP Team			1. Tom VAN ROMPUY			2. Hadrien DAVID			3. Jack HAWKSWORTH			Lexus RC F LMGT3				
1	1	5:53.752	5:53.752	1:43.611	15.689	21.522	43.641	5.736	30.540	20.196	7.458	43.122	20.141	19.227	12.446	6.573	3.850
			Elapsed	1:43.611	1:59.300	2:20.822	3:04.463	3:10.199	3:40.739	4:00.935	4:08.393	4:51.515	5:11.656	5:30.883	5:43.329	5:49.902	5:53.752
2	1	3:58.303	9:52.055	9.586	10.850	16.769	37.876	5.527	29.261	19.553	6.962	41.425	19.841	18.215	12.155	6.416	3.867
			Elapsed	9.586	20.436	37.205	1:15.081	1:20.608	1:49.869	2:09.422	2:16.384	2:57.809	3:17.650	3:35.865	3:48.020	3:54.436	3:58.303
3	1	3:57.261	13:49.316	9.566	10.791	16.693	37.635	5.505	29.065	19.435	6.912	41.424	19.757	18.126	12.188	6.316	3.848
			Elapsed	9.566	20.357	37.050	1:14.685	1:20.190	1:49.255	2:08.690	2:15.602	2:57.026	3:16.783	3:34.909	3:47.097	3:53.413	3:57.261
4	1	4:05.559 B	17:54.875	9.579	11.159	16.936	37.937	5.486	29.101	19.550	6.948	41.646	19.800	18.191	12.331		4:05.559
			Elapsed	9.579	20.738	37.674	1:15.611	1:21.097	1:50.198	2:09.748	2:16.696	2:58.342	3:18.142	3:36.333	3:48.664		4:05.559
5	1	5:05.441	23:00.316	1:01.938	14.586	20.596	39.623	5.651	30.936	19.757	7.206	42.706	20.293	19.540	12.282	6.418	3.909
			Elapsed	1:01.938	1:16.524	1:37.120	2:16.743	2:22.394	2:53.330	3:13.087	3:20.293	4:02.999	4:23.292	4:42.832	4:55.114	5:01.532	5:05.441
6	1	3:57.593	26:57.909	9.598	10.921	16.867	37.386	5.498	29.443	19.308	6.946	41.205	19.770	18.131	12.146	6.419	3.955
			Elapsed	9.598	20.519	37.386	1:14.772	1:20.270	1:49.713	2:09.021	2:15.967	2:57.172	3:16.942	3:35.073	3:47.219	3:53.638	3:57.593
7	1	4:12.030 B	31:09.939	9.560	10.715	16.976	37.470	5.519	29.104	19.382	7.117	41.994	19.977	21.470	13.261		4:12.030
			Elapsed	9.560	20.275	37.251	1:14.721	1:20.240	1:49.344	2:08.726	2:15.843	2:57.837	3:17.814	3:39.284	3:52.545		4:12.030





FIA WEC 94^e Edition des 24 Heures d Qualifying LMP2-LMGT3



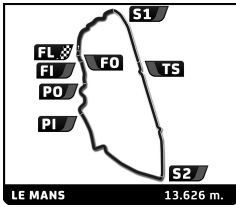
Section Analysis

■ Personal Best
 ■ Session Best
 ■ Crossing the pit lane

Lap	D	Time	Elapsed	SCL2	Z4	IP1	Z12	SCLC	A7-1	IP2	A8-1	SCLB	PORIN	POROUT	SCL1	FORDOUT	FL
79		Iron Lynx		1.Johannes ZELGER			2.Matteo CRESSONI			3.Lin HODENIUS			Mercedes-AMG LMGT3				
1	1	4:46.365	4:46.365	32.621	16.056	20.854	41.677	5.722	31.335	20.533	7.590	44.137	21.019	20.562	13.392	6.918	3.949
			Elapsed	32.621	48.677	1:09.531	1:51.208	1:56.930	2:28.265	2:48.798	2:56.388	3:40.525	4:01.544	4:22.106	4:35.498	4:42.416	4:46.365
2	1	4:03.991	8:50.356	9.606	11.556	17.403	39.290	5.625	29.991	19.640	7.058	41.817	20.046	19.057	12.214	6.849	3.839
			Elapsed	9.606	21.162	38.565	1:17.855	1:23.480	1:53.471	2:13.111	2:20.169	3:01.986	3:22.032	3:41.089	3:53.303	4:00.152	4:03.991
3	1	4:01.166	12:51.522	9.586	10.865	16.974	38.130	5.593	29.279	19.430	6.974	41.678	20.118	18.782	12.714	7.114	3.929
			Elapsed	9.586	20.451	37.425	1:15.555	1:21.148	1:50.427	2:09.857	2:16.831	2:58.509	3:18.627	3:37.409	3:50.123	3:57.237	4:01.166
4	1	4:23.627 B	17:15.149	9.585	10.830	16.949	50.796	6.984	30.589	19.712	7.126	41.938	20.167	19.383	12.460		4:23.627
			Elapsed	9.585	20.415	37.364	1:28.160	1:35.144	2:05.733	2:25.445	2:32.571	3:14.509	3:34.676	3:54.059	4:06.519		4:23.627
5	1	4:56.742	22:11.891	50.724	15.207	20.082	43.048	5.689	29.801	20.006	7.385	42.560	20.095	19.338	12.255	6.614	3.938
			Elapsed	50.724	1:05.931	1:26.013	2:09.061	2:14.750	2:44.551	3:04.557	3:11.942	3:54.502	4:14.597	4:33.935	4:46.190	4:52.804	4:56.742
6	1	3:57.776	26:09.667	9.626	10.803	16.843	37.402	5.566	29.268	19.400	6.830	41.200	19.768	18.475	12.105	6.483	4.007
			Elapsed	9.626	20.429	37.272	1:14.674	1:20.240	1:49.508	2:08.908	2:15.738	2:56.938	3:16.706	3:35.181	3:47.286	3:53.769	3:57.776
7	1	4:27.002 B	30:36.669	9.621	12.185	17.131	43.718	5.587	34.088	20.021	7.465	43.181	20.649	21.083	14.793		4:27.002
			Elapsed	9.621	21.806	38.937	1:22.655	1:28.242	2:02.330	2:22.351	2:29.816	3:12.997	3:33.646	3:54.729	4:09.522		4:27.002

Lap	D	Time	Elapsed	SCL2	Z4	IP1	Z12	SCLC	A7-1	IP2	A8-1	SCLB	PORIN	POROUT	SCL1	FORDOUT	FL
87		Akkodis ASP Team		1.Petru UMBRĂRESCU			2.Clemens SCHMID			3.José María LÓPEZ			Lexus RC F LMGT3				
1	1	5:01.011	5:01.011	51.812	16.021	22.528	41.874	5.807	30.390	19.704	7.312	42.775	20.068	19.048	12.629	7.176	3.867
			Elapsed	51.812	1:07.833	1:30.361	2:12.235	2:18.042	2:48.432	3:08.136	3:15.448	3:58.223	4:18.291	4:37.339	4:49.968	4:57.144	5:01.011
2	1	3:58.210	8:59.221	9.550	10.990	16.981	37.745	5.528	29.240	19.379	6.971	41.393	19.684	18.130	12.089	6.605	3.925
			Elapsed	9.550	20.540	37.521	1:15.266	1:20.794	1:50.034	2:09.413	2:16.384	2:57.777	3:17.461	3:35.591	3:47.680	3:54.285	3:58.210
3	1	3:56.581	12:55.802	9.574	11.030	16.682	37.388	5.483	28.810	19.225	6.912	41.162	19.619	18.321	12.132	6.384	3.859
			Elapsed	9.574	20.604	37.286	1:14.674	1:20.157	1:48.967	2:08.192	2:15.104	2:56.266	3:15.885	3:34.206	3:46.338	3:52.722	3:56.581
4	1	4:08.091 B	17:03.893	9.510	11.066	17.099	38.354	5.595	29.247	19.398	6.936	41.975	19.766	19.005	12.558		4:08.091
			Elapsed	9.510	20.576	37.675	1:16.029	1:21.624	1:50.871	2:10.269	2:17.205	2:59.180	3:18.946	3:37.951	3:50.509		4:08.091
5	1	5:13.296	22:17.189	1:09.248	17.327	20.585	40.227	5.619	30.210	19.730	7.188	42.100	19.873	18.457	12.179	6.693	3.860
			Elapsed	1:09.248	1:26.575	1:47.160	2:27.387	2:33.006	3:03.216	3:22.946	3:30.134	4:12.234	4:32.107	4:50.564	5:02.743	5:09.436	5:13.296
6	1	3:56.951	26:14.140	9.587	10.855	16.704	37.473	5.530	29.007	19.320	6.905	41.183	19.750	18.120	12.051	6.629	3.837
			Elapsed	9.587	20.442	37.146	1:14.619	1:20.149	1:49.156	2:08.476	2:15.381	2:56.564	3:16.314	3:34.434	3:46.485	3:53.114	3:56.951
7	1	3:56.638	30:10.778	9.527	10.934	16.729	37.357	5.502	28.958	19.411	6.880	41.106	19.685	18.150	12.038	6.507	3.854
			Elapsed	9.527	20.461	37.190	1:14.547	1:20.049	1:49.007	2:08.418	2:15.298	2:56.404	3:16.089	3:34.239	3:46.277	3:52.784	3:56.638





FIA WEC 94^e Edition des 24 Heures d Qualifying LMP2-LMGT3



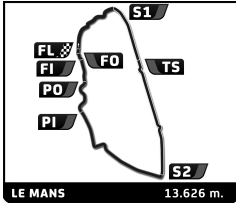
Section Analysis

■ Personal Best ■ Session Best ■ Crossing the pit lane

Lap	D	Time	Elapsed	SCL2	Z4	IP1	Z12	SCLC	A7-1	IP2	A8-1	SCLB	PORIN	POROUT	SCL1	FORDOUT	FL
88	Proton Competition			1. Stefano GATTUSO			2. Giammarco LEVORATO			3. Logan SARGEANT			Ford Mustang LMGT3				
1	1	10:18.459	10:18.459	6:05.349	15.536	21.073	42.468	5.864	31.749	20.223	7.471	46.233	20.312	19.495	12.261	6.638	3.787
			Elapsed	6:05.349	6:20.885	6:41.958	7:24.426	7:30.290	8:02.039	8:22.262	8:29.733	9:15.966	9:36.278	9:55.773	10:08.034	10:14.672	10:18.459
2	1	3:57.108	14:15.567	9.545	10.895	16.613	37.453	5.532	29.012	19.463	6.877	41.270	19.745	18.066	12.234	6.599	3.804
			Elapsed	9.545	20.440	37.053	1:14.506	1:20.038	1:49.050	2:08.513	2:15.390	2:56.660	3:16.405	3:34.471	3:46.705	3:53.304	3:57.108
3	1	4:03.523 B	18:19.090	9.560	10.991	16.705	37.226	5.506	28.887	19.373	6.889	41.295	19.734	18.327	12.421		4:03.523
			Elapsed	9.560	20.551	37.256	1:14.482	1:19.988	1:48.875	2:08.248	2:15.137	2:56.432	3:16.166	3:34.493	3:46.914		
4	1	5:07.707	23:26.797	54.197	15.751	22.419	40.529	5.562	30.457	20.581	7.848	44.572	20.126	18.915	15.774	7.215	3.761
			Elapsed	54.197	1:09.948	1:32.367	2:12.896	2:18.458	2:48.915	3:09.496	3:17.344	4:01.916	4:22.042	4:40.957	4:56.731	5:03.946	5:07.707
5	1	3:56.931	27:23.728	9.528	10.855	16.531	37.074	5.516	28.928	19.335	6.966	41.059	19.616	18.404	12.187	7.005	3.927
			Elapsed	9.528	20.383	36.914	1:13.988	1:19.504	1:48.432	2:07.767	2:14.733	2:55.792	3:15.408	3:33.812	3:45.999	3:53.004	3:56.931
6	1	4:34.264 B	31:57.992	9.541	10.864	17.224	39.833	6.299	35.196	23.256	7.999	49.609	22.400	20.027	13.650		
			Elapsed	9.541	20.405	37.629	1:17.462	1:23.761	1:58.957	2:22.213	2:30.212	3:19.821	3:42.221	4:02.248	4:15.898		4:34.264

Lap	D	Time	Elapsed	SCL2	Z4	IP1	Z12	SCLC	A7-1	IP2	A8-1	SCLB	PORIN	POROUT	SCL1	FORDOUT	FL
91	Manthey DK Engineering			1. James COTTINGHAM			2. Timur BOGUSLAVSKIY			3. Ayhancan GÜVEN			Porsche 911 GT3 R LMGT3				
1	1	4:45.494	4:45.494	39.086	15.189	20.314	40.753	5.598	30.402	20.513	7.373	42.534	20.278	20.232	12.805	6.572	3.845
			Elapsed	39.086	54.275	1:14.589	1:55.342	2:00.940	2:31.342	2:51.855	2:59.228	3:41.762	4:02.040	4:22.272	4:35.077	4:41.649	4:45.494
2	1	3:57.955	8:43.449	9.577	10.728	16.750	37.605	5.518	29.211	19.454	6.826	41.184	19.835	18.680	12.204	6.531	3.852
			Elapsed	9.577	20.305	37.055	1:14.660	1:20.178	1:49.389	2:08.843	2:15.669	2:56.853	3:16.688	3:35.368	3:47.572	3:54.103	3:57.955
3	1	3:57.872	12:41.321	9.568	10.801	16.652	37.269	5.489	28.811	19.284	6.972	41.321	19.863	19.133	12.266	6.556	3.887
			Elapsed	9.568	20.369	37.021	1:14.290	1:19.779	1:48.590	2:07.874	2:14.846	2:56.167	3:16.030	3:35.163	3:47.429	3:53.985	3:57.872
4	1	4:03.919 B	16:45.240	9.577	10.791	16.803	37.471	5.486	29.070	19.376	6.950	41.002	19.717	18.712	12.370		4:03.919
			Elapsed	9.577	20.368	37.171	1:14.642	1:20.128	1:49.198	2:08.574	2:15.524	2:56.526	3:16.243	3:34.955	3:47.325		
5	1	4:51.690	21:36.930	47.879	13.996	18.605	39.222	5.543	29.908	19.613	7.097	42.330	22.527	19.364	15.112	6.681	3.813
			Elapsed	47.879	1:01.875	1:20.480	1:59.702	2:05.245	2:35.153	2:54.766	3:01.863	3:44.193	4:06.720	4:26.084	4:41.196	4:47.877	4:51.690
6	1	3:59.164	25:36.094	9.569	10.807	16.755	37.133	5.483	29.029	19.446	6.827	41.741	21.384	18.433	12.187	6.578	3.792
			Elapsed	9.569	20.376	37.131	1:14.264	1:19.747	1:48.776	2:08.222	2:15.049	2:56.790	3:18.174	3:36.607	3:48.794	3:55.372	3:59.164
7	1	3:57.101	29:33.195	9.526	10.776	16.597	37.212	5.476	28.981	19.275	6.797	41.149	19.756	18.949	12.278	6.222	4.107
			Elapsed	9.526	20.302	36.899	1:14.111	1:19.587	1:48.568	2:07.843	2:14.640	2:55.789	3:15.545	3:34.494	3:46.772	3:52.994	3:57.101
8	1	3:56.183	33:29.378	9.632	10.936	16.615	36.786	5.497	28.617	19.269	6.824	40.980	19.665	18.761	12.296	6.443	3.862
			Elapsed	9.632	20.568	37.183	1:13.969	1:19.466	1:48.083	2:07.352	2:14.176	2:55.156	3:14.821	3:33.582	3:45.878	3:52.321	3:56.183





FIA WEC 94^e Edition des 24 Heures d Qualifying LMP2-LMGT3



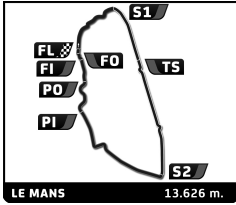
Section Analysis

■ Personal Best ■ Session Best ■ Crossing the pit lane

Lap	D	Time	Elapsed	SCL2	Z4	IP1	Z12	SCLC	A7-1	IP2	A8-1	SCLB	PORIN	POROUT	SCL1	FORDOUT	FL
92	The Bend Manthey			1.Yasser SHAHIN				2.Riccardo PERA			3.Richard LIETZ				Porsche 911 GT3 R LMGT3		
1	1	5:09.617	5:09.617	57.259	15.488	20.989	41.918	5.869	31.861	20.598	7.532	43.209	21.448	19.636	12.807	7.153	3.850
			Elapsed	57.259	1:12.747	1:33.736	2:15.654	2:21.523	2:53.384	3:13.982	3:21.514	4:04.723	4:26.171	4:45.807	4:58.614	5:05.767	5:09.617
2	1	3:57.886	9:07.503	9.534	11.009	16.825	37.383	5.504	29.175	19.440	6.976	41.221	19.666	18.494	12.261	6.596	3.802
			Elapsed	9.534	20.543	37.368	1:14.751	1:20.255	1:49.430	2:08.870	2:15.846	2:57.067	3:16.733	3:35.227	3:47.488	3:54.084	3:57.886
3	1	3:57.466	13:04.969	9.504	10.961	16.829	37.474	5.535	28.985	19.322	6.855	40.833	19.683	18.787	12.172	6.639	3.887
			Elapsed	9.504	20.465	37.294	1:14.768	1:20.303	1:49.288	2:08.610	2:15.465	2:56.298	3:15.981	3:34.768	3:46.940	3:53.579	3:57.466
4	1	4:06.840 B	17:11.809	9.551	11.029	17.142	37.851	5.480	28.971	19.446	6.901	41.532	19.831	19.169	12.498		4:06.840
			Elapsed	9.551	20.580	37.722	1:15.573	1:21.053	1:50.024	2:09.470	2:16.371	2:57.903	3:17.734	3:36.903	3:49.401		4:06.840
5	1	4:54.735	22:06.544	49.535	14.022	19.253	40.153	5.657	30.246	19.670	7.265	45.158	20.155	19.233	13.837	6.683	3.868
			Elapsed	49.535	1:03.557	1:22.810	2:02.963	2:08.620	2:38.866	2:58.536	3:05.801	3:50.959	4:11.114	4:30.347	4:44.184	4:50.867	4:54.735
6	1	3:57.788	26:04.332	9.593	10.971	16.769	37.337	5.521	28.980	19.470	7.039	41.096	19.821	18.528	12.091	6.600	3.972
			Elapsed	9.593	20.564	37.333	1:14.670	1:20.191	1:49.171	2:08.641	2:15.680	2:56.776	3:16.597	3:35.125	3:47.216	3:53.816	3:57.788
7	1	3:58.218	30:02.550	9.637	10.896	16.671	37.536	5.528	29.155	19.425	6.816	41.048	19.810	18.432	12.443	6.930	3.891
			Elapsed	9.637	20.533	37.204	1:14.740	1:20.268	1:49.423	2:08.848	2:15.664	2:56.712	3:16.522	3:34.954	3:47.397	3:54.327	3:58.218

Lap	D	Time	Elapsed	SCL2	Z4	IP1	Z12	SCLC	A7-1	IP2	A8-1	SCLB	PORIN	POROUT	SCL1	FORDOUT	FL
99	AO by TF			1.PJ HYETT				2.James ALLEN			3.Dane CAMERON				Oreca 07 - Gibson		
1	1	4:24.156	4:24.156	26.805	15.301	20.217	39.219	5.492	29.662	19.230	7.417	40.871	18.340	18.305	12.395	7.061	3.841
			Elapsed	26.805	42.106	1:02.323	1:41.542	1:47.034	2:16.696	2:35.926	2:43.343	3:24.214	3:42.554	4:00.859	4:13.254	4:20.315	4:24.156
2	1	3:52.030	8:16.186	8.867	11.687	17.335	36.278	5.189	28.467	18.418	7.082	40.041	18.508	18.029	11.679	6.766	3.684
			Elapsed	8.867	20.554	37.889	1:14.167	1:19.356	1:47.823	2:06.241	2:13.323	2:53.364	3:11.872	3:29.901	3:41.580	3:48.346	3:52.030
3	1	3:39.496	11:55.682	8.814	10.494	15.569	34.549	5.083	26.929	18.043	6.687	38.602	18.078	15.766	10.906	6.278	3.698
			Elapsed	8.814	19.308	34.877	1:09.426	1:14.509	1:41.438	1:59.481	2:06.168	2:44.770	3:02.848	3:18.614	3:29.520	3:35.798	3:39.496
4	1	3:51.013 B	15:46.695	8.816	10.860	15.668	34.596	5.112	27.047	18.215	6.732	41.064	18.194	16.422	11.558		3:51.013
			Elapsed	8.816	19.676	35.344	1:09.940	1:15.052	1:42.099	2:00.314	2:07.046	2:48.110	3:06.304	3:22.726	3:34.284		3:51.013
5	1	4:37.715	20:24.410	49.343	15.204	20.179	37.784	5.152	28.041	18.406	7.091	40.058	18.219	16.685	11.276	6.536	3.741
			Elapsed	49.343	1:04.547	1:24.726	2:02.510	2:07.662	2:35.703	2:54.109	3:01.200	3:41.258	3:59.477	4:16.162	4:27.438	4:33.974	4:37.715
6	1	3:43.561	24:07.971	8.883	10.807	15.779	34.980	5.091	27.007	18.082	6.886	39.250	18.195	16.952	11.373	6.588	3.688
			Elapsed	8.883	19.690	35.469	1:10.449	1:15.540	1:42.547	2:00.629	2:07.515	2:46.765	3:04.960	3:21.912	3:33.285	3:39.873	3:43.561
7	1	3:38.698	27:46.669	8.834	10.430	15.318	34.334	5.073	26.771	17.968	6.650	38.757	18.138	15.543	10.960	6.194	3.728
			Elapsed	8.834	19.264	34.582	1:08.916	1:13.989	1:40.760	1:58.728	2:05.378	2:44.135	3:02.273	3:17.816	3:28.776	3:34.970	3:38.698
8	1	3:55.731 B	31:42.400	8.817	10.476	15.415	34.979	5.779	27.964	18.417	6.983	40.642	18.427	17.872	12.822		3:55.731
			Elapsed	8.817	19.293	34.708	1:09.687	1:15.466	1:43.430	2:01.847	2:08.830	2:49.472	3:07.899	3:25.771	3:38.593		3:55.731





FIA WEC

94^e Edition des 24 Heures d'Endurance

Qualifying LMP2-LMGT3



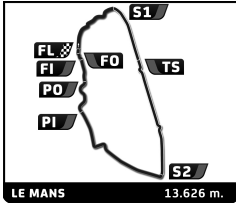
Section Analysis

■ Personal Best
 ■ Session Best
 ■ Crossing the pit lane

Lap	D	Time	Elapsed	SCL2	Z4	IP1	Z12	SCLC	A7-1	IP2	A8-1	SCLB	PORIN	POROUT	SCL1	FORDOUT	FL
150		Richard Mille AF Corse		1. Custodio TOLEDO			2. Lilou WADOUX			3. Riccardo AGOSTINI				Ferrari 296 LMGT3 Evo			
1	1	5:34.265	5:34.265	1:09.620	16.687	21.897	41.853	5.643	31.466	20.343	7.632	43.441	25.638	25.861	13.154	7.119	3.911
			Elapsed	1:09.620	1:26.307	1:48.204	2:30.057	2:35.700	3:07.166	3:27.509	3:35.141	4:18.582	4:44.220	5:10.081	5:23.235	5:30.354	5:34.265
2	1	3:58.705	9:32.970	9.577	11.075	16.754	37.863	5.528	29.307	19.508	6.861	41.336	19.608	18.542	12.209	6.698	3.839
			Elapsed	9.577	20.652	37.406	1:15.269	1:20.797	1:50.104	2:09.612	2:16.473	2:57.809	3:17.417	3:35.959	3:48.168	3:54.866	3:58.705
3	1	3:58.485	13:31.455	9.544	10.948	16.746	37.641	5.525	29.275	19.453	6.877	41.257	19.704	18.746	12.259	6.658	3.852
			Elapsed	9.544	20.492	37.238	1:14.879	1:20.404	1:49.679	2:09.132	2:16.009	2:57.266	3:16.970	3:35.716	3:47.975	3:54.633	3:58.485
4	1	4:07.482 B	17:38.937	9.554	10.938	16.783	37.818	5.560	29.138	19.463	6.875	41.240	19.724	20.216	12.701		
			Elapsed	9.554	20.492	37.275	1:15.093	1:20.653	1:49.791	2:09.254	2:16.129	2:57.369	3:17.093	3:37.309	3:50.010		4:07.482
5	1	5:26.352	23:05.289	1:08.613	15.769	21.187	40.903	5.595	32.895	19.778	7.865	47.600	20.350	20.854	14.069	7.005	3.869
			Elapsed	1:08.613	1:24.382	1:45.569	2:26.472	2:32.067	3:04.962	3:24.740	3:32.605	4:20.205	4:40.555	5:01.409	5:15.478	5:22.483	5:26.352
6	1	3:57.991	27:03.280	9.566	10.929	16.799	37.444	5.496	29.141	19.532	6.815	41.114	19.660	18.668	12.320	6.561	3.946
			Elapsed	9.566	20.495	37.294	1:14.738	1:20.234	1:49.375	2:08.907	2:15.722	2:56.836	3:16.496	3:35.164	3:47.484	3:54.045	3:57.991
7	1	4:18.508 B	31:21.788	9.595	10.927	16.678	37.971	5.492	30.334	19.803	7.230	48.483	20.105	20.603	13.598		
			Elapsed	9.595	20.522	37.200	1:15.171	1:20.663	1:50.997	2:10.800	2:18.030	3:06.513	3:26.618	3:47.221	4:00.819		4:18.508

Lap	D	Time	Elapsed	SCL2	Z4	IP1	Z12	SCLC	A7-1	IP2	A8-1	SCLB	PORIN	POROUT	SCL1	FORDOUT	FL
183		AF Corse		1. François PERRODO			2. Matthieu VAXIVIERE			3. Ben BARNICOAT				Oreca 07 - Gibson			
1	1	4:17.600	4:17.600	20.441	16.068	21.181	39.567	5.692	29.537	19.127	7.233	40.584	18.374	16.887	11.851	7.216	3.842
			Elapsed	20.441	36.509	57.690	1:37.257	1:42.949	2:12.486	2:31.613	2:38.846	3:19.430	3:37.804	3:54.691	4:06.542	4:13.758	4:17.600
2	1	3:43.627	8:01.227	8.899	11.125	16.041	34.838	5.152	27.074	18.108	6.675	39.291	18.254	16.501	11.334	6.539	3.796
			Elapsed	8.899	20.024	36.065	1:10.903	1:16.055	1:43.129	2:01.237	2:07.912	2:47.203	3:05.457	3:21.958	3:33.292	3:39.831	3:43.627
3	1	3:41.403	11:42.630	8.855	10.786	15.817	34.823	5.150	26.868	18.138	6.658	38.678	18.085	16.159	11.188	6.427	3.771
			Elapsed	8.855	19.641	35.458	1:10.281	1:15.431	1:42.299	2:00.437	2:07.095	2:45.773	3:03.858	3:20.017	3:31.205	3:37.632	3:41.403
4	1	3:40.397	15:23.027	8.827	10.677	15.678	34.417	5.131	26.743	17.975	6.578	38.637	18.074	16.240	11.092	6.530	3.798
			Elapsed	8.827	19.504	35.182	1:09.599	1:14.730	1:41.473	1:59.448	2:06.026	2:44.663	3:02.737	3:18.977	3:30.069	3:36.599	3:40.397
5	1	3:40.559	19:03.586	8.864	10.605	15.677	34.595	5.117	26.745	18.045	6.608	38.676	18.086	16.097	11.211	6.462	3.771
			Elapsed	8.864	19.469	35.146	1:09.741	1:14.858	1:41.603	1:59.648	2:06.256	2:44.932	3:03.018	3:19.115	3:30.326	3:36.788	3:40.559
6	1	3:39.985	22:43.571	8.856	10.540	15.749	34.298	5.121	26.781	17.834	6.733	38.578	18.127	16.196	11.012	6.397	3.763
			Elapsed	8.856	19.396	35.145	1:09.443	1:14.564	1:41.345	1:59.179	2:05.912	2:44.490	3:02.617	3:18.813	3:29.825	3:36.222	3:39.985
7	1	3:47.876 B	26:31.447	8.847	10.500	15.785	34.261	5.153	26.797	17.883	6.642	38.340	18.192	16.897	11.694		
			Elapsed	8.847	19.347	35.132	1:09.393	1:14.546	1:41.343	1:59.226	2:05.868	2:44.208	3:02.400	3:19.297	3:30.991		3:47.876





FIA WEC 94^e Edition des 24 Heures de Qualifying LMP2-LMGT3



Section Analysis

■ Personal Best ■ Session Best ■ Crossing the pit lane

Lap	D	Time	Elapsed	SCL2	Z4	IP1	Z12	SCLC	A7-1	IP2	A8-1	SCLB	PORIN	POROUT	SCL1	FORDOUT	FL
222		United Autosports		1. Daniel SCHNEIDER			2. Benjamin HANLEY			3. Oliver JARVIS			Oreca 07 - Gibson				
1	1	5:12.421	5:12.421	1:04.391	16.382	21.106	41.916	5.411	30.547	19.695	8.078	42.740	19.173	19.133	12.332	7.564	3.953
			Elapsed	1:04.391	1:20.773	1:41.879	2:23.795	2:29.206	2:59.753	3:19.448	3:27.526	4:10.266	4:29.439	4:48.572	5:00.904	5:08.468	5:12.421
2	1	3:49.028	9:01.449	8.954	11.603	16.565	35.889	5.192	28.061	18.530	7.011	39.489	18.339	17.385	11.509	6.583	3.918
			Elapsed	8.954	20.557	37.122	1:13.011	1:18.203	1:46.264	2:04.794	2:11.805	2:51.294	3:09.633	3:27.018	3:38.527	3:45.110	3:49.028
3	1	3:44.732	12:46.181	8.961	10.870	16.094	35.851	5.127	27.563	18.262	6.805	38.863	18.298	16.674	11.121	6.432	3.811
			Elapsed	8.961	19.831	35.925	1:11.776	1:16.903	1:44.466	2:02.728	2:09.533	2:48.396	3:06.694	3:23.368	3:34.489	3:40.921	3:44.732
4	1	3:45.562	16:31.743	8.905	11.156	16.641	35.345	5.150	27.433	18.175	6.890	39.549	18.317	16.595	11.190	6.400	3.816
			Elapsed	8.905	20.061	36.702	1:12.047	1:17.197	1:44.630	2:02.805	2:09.695	2:49.244	3:07.561	3:24.156	3:35.346	3:41.746	3:45.562
5	1	3:42.312	20:14.055	8.938	10.625	15.721	34.951	5.154	27.120	18.134	6.792	39.164	18.230	16.273	10.965	6.320	3.925
			Elapsed	8.938	19.563	35.284	1:10.235	1:15.389	1:42.509	2:00.643	2:07.435	2:46.599	3:04.829	3:21.102	3:32.067	3:38.387	3:42.312
6	1	3:42.253	23:56.308	9.003	10.809	15.758	34.728	5.126	27.088	18.077	7.116	38.843	18.174	16.231	11.099	6.231	3.970
			Elapsed	9.003	19.812	35.570	1:10.298	1:15.424	1:42.512	2:00.589	2:07.705	2:46.548	3:04.722	3:20.953	3:32.052	3:38.283	3:42.253
7	1	3:41.418	27:37.726	8.991	10.687	15.712	34.659	5.160	27.059	18.103	6.802	38.809	18.227	15.983	11.064	6.256	3.906
			Elapsed	8.991	19.678	35.390	1:10.049	1:15.209	1:42.268	2:00.371	2:07.173	2:45.982	3:04.209	3:20.192	3:31.256	3:37.512	3:41.418
8	1	3:41.693	31:19.419	8.944	10.692	15.635	34.812	5.176	27.014	18.249	6.825	38.695	18.196	16.073	11.118	6.411	3.853
			Elapsed	8.944	19.636	35.271	1:10.083	1:15.259	1:42.273	2:00.522	2:07.347	2:46.042	3:04.238	3:20.311	3:31.429	3:37.840	3:41.693
343		Inter Europol Competition		1. Bijoy GARG			2. Reshad DE GÉRUS			3. Nico MÜLLER			Oreca 07 - Gibson				
1	1	4:34.938	4:34.938	41.176	14.927	19.246	39.198	5.542	28.944	18.986	7.258	40.006	18.633	17.912	12.739	6.625	3.746
			Elapsed	41.176	56.103	1:15.349	1:54.547	2:00.089	2:29.033	2:48.019	2:55.277	3:35.283	3:53.916	4:11.828	4:24.567	4:31.192	4:34.938
2	1	3:49.084	8:24.022	8.822	11.282	16.658	35.886	5.095	27.327	18.144	6.655	39.431	18.250	18.194	12.848	6.740	3.752
			Elapsed	8.822	20.104	36.762	1:12.648	1:17.743	1:45.070	2:03.214	2:09.869	2:49.300	3:07.550	3:25.744	3:38.592	3:45.332	3:49.084
3	1	3:36.646	12:00.668	8.794	10.472	15.245	34.056	5.063	26.740	17.819	6.434	37.934	18.001	15.539	10.849	6.055	3.645
			Elapsed	8.794	19.266	34.511	1:08.567	1:13.630	1:40.370	1:58.189	2:04.623	2:42.557	3:00.558	3:16.097	3:26.946	3:33.001	3:36.646
4	1	3:35.765	15:36.433	8.750	10.255	15.072	33.923	5.059	26.471	17.733	6.517	37.968	17.966	15.597	10.712	6.027	3.715
			Elapsed	8.750	19.005	34.077	1:08.000	1:13.059	1:39.530	1:57.263	2:03.780	2:41.748	2:59.714	3:15.311	3:26.023	3:32.050	3:35.765
5	1	3:56.834	19:33.267	8.814	10.378	15.523	35.854	5.040	27.154	19.812	7.469	43.728	18.795	18.982	14.771	6.918	3.596
			Elapsed	8.814	19.192	34.715	1:10.569	1:15.609	1:42.763	2:02.575	2:10.044	2:53.772	3:12.567	3:31.549	3:46.320	3:53.238	3:56.834
6	1	3:35.679	23:08.946	8.771	10.469	15.105	33.965	5.043	26.605	17.802	6.458	37.797	17.981	15.303	10.772	5.927	3.681
			Elapsed	8.771	19.240	34.345	1:08.310	1:13.353	1:39.958	1:57.760	2:04.218	2:42.015	2:59.996	3:15.299	3:26.071	3:31.998	3:35.679
7	1	3:40.810	26:49.756	8.764	10.392	15.096	34.078	5.050	26.945	17.853	6.439	38.180	18.105	17.795	11.711	6.811	3.591
			Elapsed	8.764	19.156	34.252	1:08.330	1:13.380	1:40.325	1:58.178	2:04.617	2:42.797	3:00.902	3:18.697	3:30.408	3:37.219	3:40.810
8	1	3:35.247	30:25.003	8.721	10.278	15.049	34.003	5.046	26.563	17.761	6.425	37.698	17.937	15.373	10.790	5.944	3.659
			Elapsed	8.721	18.999	34.048	1:08.051	1:13.097	1:39.660	1:57.421	2:03.846	2:41.544	2:59.481	3:14.854	3:25.644	3:31.588	3:35.247

