

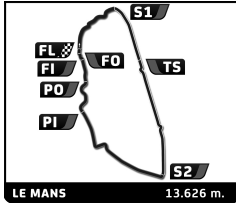
**FIA WEC**  
94<sup>e</sup> Edition des 24 Heures du Mans  
Qualifying LMP2-LMGT3



Sector Analysis

Lap under Red Flag    Invalidated Lap    Personal Best    Session Best    Crossing the pit lane

Lap	D	Time	Sector 1	Sector 2	Sector 3	T. Spd	Elapsed	Lap	D	Time	Sector 1	Sector 2	Sector 3	T. Spd	Elapsed
<b>2</b>	<b>TF Sport</b> 1.Prince Jefri IBRAHIM    3.Ben GREEN 2.Lorcan HANAFIN Corvette Z06 LMGT3.R LMGT3							7	1	3:58.385	37.273	1:31.803	1:49.309	284.6	29:37.452
	8	1	3:58.046	<b>37.144</b>	1:31.757	1:49.145	284.6	33:35.498							
	1	1	4:32.346	1:00.345	1:38.736	1:53.265	255.8	4:32.346							
	2	1	<del>4:03.304</del>	37.930	<del>1:32.813</del>	1:52.561	289.9	8:35.650							
	3	1	<del>4:07.595</del>	37.775	<del>1:37.162</del>	1:52.658	262.0	12:43.245							
	4	1	4:00.862	37.858	1:32.689	1:50.315	286.9	16:44.107							
	5	1	4:00.191	37.539	1:32.475	1:50.177	286.1	20:44.298							
	6	1	4:00.148	37.383	1:32.428	1:50.337	285.4	24:44.446							
	7	1	4:00.516	37.684	1:32.885	<b>1:49.947</b>	284.6	28:44.962							
8	1	<b>3:59.592</b>	<b>37.317</b>	<b>1:32.305</b>	1:49.970	283.9	32:44.554								
<b>3</b>	<b>DKR Engineering</b> 1.John FARANO    3.Renger VAN DER ZANDE 2.Sebastian ALVAREZ Oreca 07 - Gibson LMP2 P/A							8	1	4:01.533	38.430	1:32.756	<b>1:50.347</b>	286.1	33:28.939
	1	1	5:07.547	1:28.699	1:44.724	1:54.124	214.0	5:07.547							
	2	1	3:52.375	37.526	1:28.435	1:46.414	306.3	8:59.922							
	3	1	3:51.188	36.995	1:27.634	1:46.559	310.6	12:51.110							
	4	1	3:49.281	35.907	1:26.296	1:47.078	312.4	16:40.391							
	5	1	3:45.858	35.884	1:26.004	1:43.970	311.5	20:26.249							
	6	1	3:47.072	36.249	1:26.920	1:43.903	308.9	24:13.321							
	7	1	3:44.390	35.705	1:25.939	1:42.746	310.6	27:57.711							
	8	1	<b>3:43.551</b>	<b>35.601</b>	<b>1:25.456</b>	<b>1:42.494</b>	306.3	31:41.262							
<b>4</b>	<b>CrowdStrike Racing by APR</b> 1.George KURTZ    3.Laurin HEINRICH 2.Alexander QUINN Oreca 07 - Gibson LMP2 P/A							8	1	3:40.085	34.741	1:24.725	1:40.619	316.0	30:33.955
	1	1	4:03.807	50.729	1:29.756	1:43.322	305.4	4:03.807							
	2	1	3:41.166	35.142	1:24.800	1:41.224	316.0	7:44.973							
	3	1	3:41.778	35.884	1:25.207	1:40.687	314.2	11:26.751							
	4	1	3:39.613	34.644	<b>1:24.563</b>	1:40.406	316.0	15:06.364							
	5	1	<b>3:39.369</b>	<b>34.466</b>	1:24.645	<b>1:40.258</b>	316.0	18:45.733							
	6	1	3:52.466 <b>B</b>	35.825	1:24.754	1:51.887	317.9	22:38.199							
	7	1	4:15.671	57.782	1:26.459	1:51.430	316.0	26:53.870							
	8	1	3:40.085	34.741	1:24.725	1:40.619	316.0	30:33.955							
<b>9</b>	<b>Proton Competition</b> 1.Jonas RIED    3.Harry KING 2.Kakunoshin OHTA Oreca 07 - Gibson LMP2							8	1	<b>3:38.088</b>	<b>33.981</b>	<b>1:23.648</b>	1:40.459	317.0	31:45.309
	1	1	4:52.384	1:29.670	1:34.081	1:48.633	221.0	4:52.384							
	2	1	3:45.661	35.658	1:27.086	1:42.917	318.8	8:38.045							
	3	1	3:44.483	35.101	1:25.455	1:43.927	309.7	12:22.528							
	4	1	3:38.329	34.640	1:24.135	<b>1:39.554</b>	315.1	16:00.857							
	5	1	3:45.399 <b>B</b>	34.496	1:23.699	1:47.204	317.9	19:46.256							
	6	1	4:40.166	1:25.156	1:30.790	1:44.220	279.5	24:26.422							
	7	1	3:40.799	35.248	1:25.583	1:39.968	314.2	28:07.221							
	8	1	<b>3:38.088</b>	<b>33.981</b>	<b>1:23.648</b>	1:40.459	317.0	31:45.309							
<b>10</b>	<b>Garage 59</b> 1.Antares AU    3.Marvin KIRCHHÖFER 2.Thomas FLEMING McLaren 720S LMGT3 Evo LMGT3							6	1	<b>3:57.662</b>	37.166	1:31.709	<b>1:48.787</b>	285.4	25:39.067
	1	1	4:40.234	1:05.187	1:36.373	1:58.674	248.2	4:40.234							
	2	1	3:59.832	37.687	1:32.223	1:49.922	287.6	8:40.066							
	3	1	4:05.178	38.366	1:32.522	1:54.290	287.6	12:45.244							
	4	1	4:05.685 <b>B</b>	37.350	<b>1:31.620</b>	1:56.715	288.4	16:50.929							
	5	1	4:50.476	1:22.468	1:36.667	1:51.341	247.7	21:41.405							
	6	1	<b>3:57.662</b>	37.166	1:31.709	<b>1:48.787</b>	285.4	25:39.067							
<b>13</b>	<b>13 Autosport</b> 1.Orey FIDANI    3.Matthew BELL 2.Lars KERN Corvette Z06 LMGT3.R LMGT3							7	1	3:58.385	37.273	1:31.803	1:49.309	284.6	29:37.452
	8	1	3:58.046	<b>37.144</b>	1:31.757	1:49.145	284.6	33:35.498							
	1	1	5:21.741	1:39.212	1:47.693	1:54.836	203.6	5:21.741							
	2	1	4:00.327	37.830	1:32.036	1:50.461	292.3	9:22.068							
	3	1	<b>4:00.258</b>	<b>37.649</b>	1:32.145	1:50.464	290.7	13:22.326							
	4	1	4:01.022	38.104	1:32.410	1:50.508	290.7	17:23.348							
	5	1	4:01.210	38.045	1:32.574	1:50.591	293.8	21:24.558							
	6	1	4:02.293	38.268	1:32.347	1:51.678	289.1	25:26.851							
	7	1	4:00.555	37.916	<b>1:31.930</b>	1:50.709	291.5	29:27.406							
8	1	4:01.533	38.430	1:32.756	<b>1:50.347</b>	286.1	33:28.939								
<b>14</b>	<b>TDS Racing</b> 1.Tobias LUTKE    3.Kévin ESTRE 2.Mathias BECHE Oreca 07 - Gibson LMP2 P/A							7	1	3:48.864 <b>B</b>	35.433	1:25.020	1:48.411	315.1	27:32.250
	1	1	4:59.394	1:31.287	1:37.775	1:50.332	228.4	4:59.394							
	2	1	3:45.308	35.625	1:25.349	1:44.334	317.0	8:44.702							
	3	1	3:47.640	37.083	1:26.604	1:43.953	296.2	12:32.342							
	4	1	<b>3:40.264</b>	34.859	<b>1:24.723</b>	1:40.682	321.7	16:12.606							
	5	1	<del>3:38.613</del>	<b>34.454</b>	<del>1:24.015</del>	<b>1:40.144</b>	317.0	19:51.219							
	6	1	3:52.167	34.640	1:27.456	1:50.071	317.0	23:43.386							
	7	1	3:48.864 <b>B</b>	35.433	1:25.020	1:48.411	315.1	27:32.250							
	8	1	4:03.989 <b>B</b>	36.958	1:31.706	1:55.325	283.9	33:12.712							
<b>21</b>	<b>Vista AF Corse</b> 1.François HÉRIAUX    3.Alessio ROVERA 2.Simon MANN Ferrari 296 LMGT3 Evo LMGT3							8	1	4:03.989 <b>B</b>	36.958	1:31.706	1:55.325	283.9	33:12.712
	1	1	4:27.142	58.071	1:35.979	1:53.092	280.9	4:27.142							
	2	1	3:59.335	37.734	1:31.858	1:49.743	288.4	8:26.477							
	3	1	3:57.881	37.078	<b>1:31.098</b>	1:49.705	289.1	12:24.358							
	4	1	4:04.857 <b>B</b>	37.110	1:31.815	1:55.932	286.9	16:29.215							
	5	1	4:45.409	1:19.636	1:35.068	1:50.705	280.9	21:14.624							
	6	1	3:57.137	<b>36.948</b>	1:31.737	1:48.452	284.6	25:11.761							
	7	1	<b>3:56.962</b>	37.061	1:31.461	<b>1:48.440</b>	286.1	29:08.723							
	8	1	4:03.989 <b>B</b>	36.958	1:31.706	1:55.325	283.9	33:12.712							
<b>22</b>	<b>United Autosports</b> 1.Rasmus LINDH    3.Mikkel JENSEN 2.Grégoire SAUCY Oreca 07 - Gibson LMP2							7	1	<del>3:37.570</del>	<b>33.923</b>	<del>1:24.293</del>	1:39.354	316.0	30:50.734
	1	1	7:27.701	4:03.837	1:31.837	1:52.027	255.2	7:27.701							
	2	1	3:39.329	35.089	1:24.758	1:39.482	313.3	11:07.030							
	3	1	<b>3:37.564</b>	34.292	<b>1:24.052</b>	<b>1:39.220</b>	314.2	14:44.594							
	4	1	3:45.748 <b>B</b>	34.369	1:24.229	1:47.150	315.1	18:30.342							
	5	1	5:03.915	1:46.460	1:30.653	1:46.802	257.0	23:34.257							
	6	1	3:38.907	34.326	1:24.984	1:39.597	315.1	27:13.164							
7	1	<del>3:37.570</del>	<b>33.923</b>	<del>1:24.293</del>	1:39.354	316.0	30:50.734								
<b>23</b>	<b>Heart of Racing Team</b> 1.Gray NEWELL    3.Jonny ADAM 2.Eduardo BARRICHELLO Aston Martin Vantage AMR LMGT3 LMGT3							6	1	<b>3:55.975</b>	<b>36.817</b>	<b>1:31.040</b>	<b>1:48.118</b>	287.6	26:20.212
	1	1	5:20.879	1:36.323	1:49.147	1:55.409	205.1	5:20.879							
	2	1	3:57.850	37.292	1:31.603	1:48.955	288.4	9:18.729							
	3	1	3:57.353	37.001	1:31.823	1:48.529	287.6	13:16.082							
	4	1	4:04.995 <b>B</b>	37.127	1:32.009	1:55.859	286.1	17:21.077							
	5	1	5:03.160	1:33.248	1:35.807	1:54.105	284.6	22:24.237							



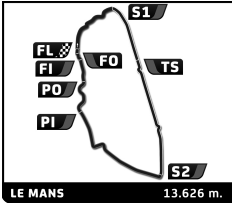
**FIA WEC**  
94<sup>e</sup> Edition des 24 Heures du Mans  
Qualifying LMP2-LMGT3



**Sector Analysis**

Lap under Red Flag    Invalidated Lap    Personal Best    Session Best    Crossing the pit lane

Lap	D	Time	Sector 1	Sector 2	Sector 3	T. Spd	Elapsed	Lap	D	Time	Sector 1	Sector 2	Sector 3	T. Spd	Elapsed
7	1	4:04.340 <b>B</b>	37.232	1:31.173	1:55.935	290.7	30:24.552	8	1	<del>3:50.918</del> <b>B</b>	<del>34.397</del>	<b>1:23.630</b>	1:52.891	317.0	31:13.105
<b>24</b>	<b>Nielsen Racing</b> 1. David HEINEMEIER HANS3.Jack DOOHAN 2. Edward PEARSON							<b>Forestier Racing by Panis</b> 1. Louis ROUSSET                      3. Oliver GRAY 2. Esteban MASSON							
1	1	7:34.621	4:21.070	1:29.819	1:43.732	299.5	7:34.621	1	1	4:28.575	1:10.873	1:31.482	1:46.220	265.8	4:28.575
2	1	3:38.796	34.846	1:24.676	1:39.274	314.2	11:13.417	2	1	3:45.864	35.557	1:24.910	1:45.397	317.0	8:14.439
3	1	3:38.551	34.774	<b>1:23.826</b>	1:39.951	315.1	14:51.968	3	1	3:37.717	34.436	1:24.111	1:39.170	315.1	11:52.156
4	1	<b>3:37.665</b>	34.771	1:24.088	<b>1:38.806</b>	315.1	18:29.633	4	1	3:36.423	<b>34.050</b>	1:23.520	1:38.853	315.1	15:28.579
5	1	3:58.558 <b>B</b>	38.169	1:27.909	1:52.480	295.4	22:28.191	5	1	3:42.918	35.407	1:24.945	1:42.566	319.8	19:11.497
6	1	4:27.352	59.595	1:24.167	2:03.590	316.0	26:55.543	6	1	3:37.883	34.234	<b>1:23.137</b>	1:40.512	317.0	22:49.380
7	1	3:46.724	<b>34.370</b>	1:23.849	1:48.505	317.0	30:42.267	7	1	<b>3:36.098</b>	34.051	1:23.374	<b>1:38.673</b>	317.0	26:25.478
<b>25</b>	<b>Algarve Pro Racing</b> 1. Michael JENSEN                      3. Jake HUGHES 2. Enzo TRULLI							<b>Duqueine Team</b> 1. Doriane PIN                              3. Richard VERSCHOOOR 2. Julien ANDLAUER							
1	1	4:15.241	53.501	1:33.825	1:47.915	261.3	4:15.241	1	1	7:25.281	4:04.296	1:30.166	1:50.819	294.6	7:25.281
2	1	3:45.606	35.936	1:26.822	1:42.848	313.3	8:00.847	2	1	3:36.127	34.560	1:23.510	1:38.057	316.0	11:01.408
3	1	<del>3:44.390</del>	<del>35.237</del>	1:26.626	1:42.527	310.6	11:45.237	3	1	3:35.651	34.244	1:22.901	1:38.506	319.8	14:37.059
4	1	<b>3:42.739</b>	<b>35.105</b>	1:25.669	1:41.965	312.4	15:27.976	4	1	<b>3:34.662</b>	<b>33.971</b>	<b>1:22.841</b>	<b>1:37.850</b>	318.8	18:11.721
5	1	3:44.921	35.406	1:26.706	1:42.809	313.3	19:12.897	5	1	3:46.745 <b>B</b>	34.297	1:23.496	1:48.952	319.8	21:58.466
6	1	3:50.593 <b>B</b>	35.536	<b>1:25.287</b>	1:49.770	315.1	23:03.490	<b>32</b>	<b>Team WRT</b> 1. Darren LEUNG                              3. Augusto FARFUS 2. Sean GELAE						
7	1	4:04.288	56.939	1:25.810	1:41.539	314.2	27:07.778	1	1	4:23.354	50.073	1:38.062	1:55.219	263.2	4:23.354
8	1	<del>3:42.154</del>	35.320	<del>1:25.329</del>	<b>1:41.505</b>	318.8	30:49.932	2	1	4:01.586	38.955	1:32.459	1:50.172	286.9	8:24.940
<b>26</b>	<b>Vector Sport</b> 1. Ryan CULLEN                              3. Pietro FITTIPALDI 2. Vladislav LOMKO							<b>TF Sport</b> 1. Ben KEATING                              3. Nicky CATSBURG 2. Jonny EDGAR							
1	1	4:34.046	1:14.949	1:31.912	1:47.185	244.9	4:34.046	1	1	4:33.143	1:03.097	1:36.168	1:53.878	279.5	4:33.143
2	1	3:48.823	36.875	1:26.342	1:45.606	297.9	8:22.869	2	1	4:06.252	38.776	1:33.547	1:53.929	294.6	8:39.395
3	1	<b>3:36.555</b>	34.409	1:23.651	<b>1:38.495</b>	316.0	11:59.424	3	1	3:58.319	37.453	1:31.783	1:49.083	289.1	12:37.714
4	1	<del>3:36.305</del>	34.146	<b>1:23.613</b>	<del>1:38.546</del>	316.0	15:35.729	4	1	3:57.869	<b>37.213</b>	1:31.606	1:49.050	289.1	16:35.583
5	1	<del>3:47.892</del> <b>B</b>	<del>34.594</del>	1:24.403	1:48.895	317.0	19:23.621	5	1	4:04.263 <b>B</b>	37.428	1:31.932	1:54.903	289.1	20:39.846
6	1	4:30.444	1:20.468	1:28.020	1:41.956	306.3	23:54.065	6	1	<del>4:50.818</del>	<del>1:27.391</del>	1:33.864	1:49.563	265.2	25:30.664
7	1	<del>3:40.097</del>	<del>34.124</del>	1:23.774	1:42.199	319.8	27:34.162	7	1	<b>3:57.724</b>	37.368	<b>1:31.310</b>	<b>1:49.046</b>	291.5	29:28.388
8	1	3:46.175 <b>B</b>	<b>34.096</b>	1:24.032	1:48.047	317.9	31:20.337	8	1	4:07.091 <b>B</b>	37.761	1:32.062	1:57.268	288.4	33:35.479
<b>27</b>	<b>Heart of Racing Team</b> 1. Ian JAMES                                      3. Mattia DRUDI 2. Zacharie ROBICHON							<b>Racing Team Turkey by TF</b> 1. Peter DEMPSEY                              3. Charlie EASTWOOD 2. Salih YOLUC							
1	1	5:09.004	1:31.678	1:37.618	1:59.708	251.7	5:09.004	1	1	4:33.691	1:06.135	1:33.711	1:53.845	279.5	4:33.691
2	1	3:57.880	37.570	1:31.526	1:48.784	287.6	9:06.884	2	1	4:00.390	38.686	1:31.593	1:50.111	297.0	8:34.081
3	1	3:57.040	37.432	1:31.110	<b>1:48.498</b>	289.9	13:03.924	3	1	<b>3:55.744</b>	<b>36.805</b>	1:31.368	<b>1:47.571</b>	288.4	12:29.825
4	1	4:06.769 <b>B</b>	37.870	1:32.179	1:56.720	289.1	17:10.693	4	1	<del>3:55.396</del>	<del>36.774</del>	<b>1:30.787</b>	1:47.835	294.6	16:25.221
5	1	5:08.603	1:41.045	1:36.014	1:51.544	286.1	22:19.296	5	1	4:01.988	37.288	1:32.241	1:52.459	286.1	20:27.209
6	1	<b>3:56.688</b>	37.236	<b>1:30.737</b>	1:48.715	288.4	26:15.984	6	1	3:57.148	36.969	1:31.620	1:48.559	286.9	24:24.357
7	1	4:01.508	<b>37.048</b>	1:30.938	1:53.522	289.9	30:17.492	7	1	3:56.370	36.916	1:31.352	1:48.102	289.1	28:20.727
<b>28</b>	<b>IDEC SPORT</b> 1. Paul LAFARGUE                              3. Job VAN UITERT 2. Valerio RINICELLA							<b>34</b>							
1	1	4:12.556	50.474	1:31.178	1:50.904	258.9	4:12.556	8	1	4:06.530 <b>B</b>	37.006	1:32.869	1:56.655	286.1	32:27.257
2	1	3:40.814	35.107	1:25.080	1:40.627	314.2	7:53.370								
3	1	3:38.535	34.712	1:24.353	<b>1:39.470</b>	315.1	11:31.905								
4	1	<b>3:37.725</b>	34.382	1:23.855	1:39.488	316.0	15:09.630								
5	1	3:48.534 <b>B</b>	34.766	1:25.939	1:47.829	316.0	18:58.164								
6	1	4:39.794	1:21.934	1:28.161	1:49.699	308.9	23:37.958								
7	1	3:44.229	<b>34.378</b>	1:24.100	1:45.751	316.0	27:22.187								



**FIA WEC**  
94<sup>e</sup> Edition des 24 Heures du Mans  
Qualifying LMP2-LMGT3



**Sector Analysis**

Lap under Red Flag   Invalidated Lap   Personal Best   Session Best   Crossing the pit lane

Lap	D	Time	Sector 1	Sector 2	Sector 3	T. Spd	Elapsed
<b>37</b>							
		<b>CLX Motorsport</b>	3.Theodor JENSEN		Oreca 07 - Gibson LMP2		
		1.Adrien CLOSMENIL 2.Ian AGUILERA					
1	2	6:29.664	3:04.213	1:37.039	1:48.412	249.4	6:29.664
2	2	3:38.265	34.654	1:24.949	1:38.662	306.3	10:07.929
3	2	<b>3:35.229</b>	<b>34.019</b>	<b>1:23.325</b>	<b>1:37.885</b>	317.0	13:43.158
4	2	4:15.776	34.084	1:28.910	2:12.782	318.8	17:58.934
5	2	3:39.670	36.525	1:23.964	1:39.181	318.8	21:38.604
6	2	<del>3:36.538</del>	34.713	<del>1:23.713</del>	<del>1:38.112</del>	321.7	25:15.142
7	2	3:43.494 <b>B</b>	34.349	1:23.446	1:45.699	317.9	28:58.636

Lap	D	Time	Sector 1	Sector 2	Sector 3	T. Spd	Elapsed
<b>43</b>							
		<b>Inter Europol Competition</b>	3.Nicholas YELLOLY		Oreca 07 - Gibson LMP2		
		1.Jakub SMIECHOWSKI 2.Tom DILLMANN					
1	1	5:01.550 <b>B</b>	1:17.679	1:35.363	2:08.508	248.8	5:01.550
2	1	6:39.816	3:23.755	1:31.812	1:44.249	213.6	11:41.366
3	1	3:38.463	34.822	1:24.249	1:39.392	315.1	15:19.829
4	1	<b>3:37.004</b>	<b>34.660</b>	1:23.503	<b>1:38.841</b>	317.0	18:56.833
5	1	3:45.939	35.879	1:26.712	1:43.348	314.2	22:42.772
6	1	3:38.201	35.241	1:23.570	1:39.390	317.0	26:20.973
7	1	3:40.906	34.734	<b>1:23.364</b>	1:42.808	321.7	30:01.879

Lap	D	Time	Sector 1	Sector 2	Sector 3	T. Spd	Elapsed
<b>44</b>							
		<b>Proton Competition</b>	3.Lorenzo FLUXA		Oreca 07 - Gibson LMP2 P/A		
		1.Horst Jr FELBERMAYR 2.Horst Felix FELBERMAYR					
1	1	4:54.773	1:29.202	1:35.326	1:50.245	205.9	4:54.773
2	1	3:49.436	36.108	1:27.099	1:46.229	317.0	8:44.209
3	1	3:46.654	37.200	1:26.434	1:43.020	312.4	12:30.863
4	1	3:45.008	36.024	1:26.059	1:42.925	317.0	16:15.871
5	1	3:41.650	<b>34.932</b>	1:24.870	1:41.848	317.9	19:57.521
6	1	<b>3:41.453</b>	35.149	1:24.553	<b>1:41.751</b>	317.0	23:38.974
7	1	3:44.406	35.413	1:24.860	1:44.133	317.9	27:23.380
8	1	<del>3:52.325</del> <b>B</b>	<del>35.274</del>	<b>1:24.522</b>	1:52.529	317.0	31:15.705

Lap	D	Time	Sector 1	Sector 2	Sector 3	T. Spd	Elapsed
<b>48</b>							
		<b>RD Limited</b>	3.Romain DUMAS		Oreca 07 - Gibson LMP2 P/A		
		1.Fred POORDAD 2.Tristan VAUTIER					
1	1	4:39.405	1:13.443	1:32.860	1:53.102	263.2	4:39.405
2	1	3:48.966	36.164	1:27.181	1:45.621	318.8	8:28.371
3	1	3:46.337	35.819	1:27.111	1:43.407	292.3	12:14.708
4	1	3:43.107	<b>35.200</b>	1:25.583	1:42.324	313.3	15:57.815
5	1	3:44.365	35.238	1:25.656	1:43.471	315.1	19:42.180
6	1	<b>3:42.856</b>	35.223	1:25.699	<b>1:41.934</b>	316.0	23:25.036
7	1	<del>3:53.264</del>	37.061	<del>1:26.664</del>	1:49.539	315.1	27:18.300
8	1	3:43.818	35.216	<b>1:25.040</b>	1:43.562	316.0	31:02.118

Lap	D	Time	Sector 1	Sector 2	Sector 3	T. Spd	Elapsed
<b>54</b>							
		<b>Vista AF Corse</b>	3.Davide RIGON		Ferrari 296 LMGT3 Evo LMGT3		
		1.Thomas FLOHR 2.Francesco CASTELLACCI					
1	1	4:54.246	1:12.034	1:38.733	2:03.479	251.7	4:54.246
2	1	4:01.307	38.714	1:32.999	1:49.594	286.1	8:55.553
3	1	3:58.591	<b>37.306</b>	1:32.105	1:49.180	285.4	12:54.144
4	1	4:11.585 <b>B</b>	37.649	1:33.040	2:00.896	286.1	17:05.729
5	1	4:46.155	1:19.678	1:35.426	1:51.051	282.4	21:51.884
6	1	3:57.407	37.350	1:31.758	<b>1:48.299</b>	285.4	25:49.291
7	1	3:57.800	37.337	1:31.310	1:49.153	285.4	29:47.091
8	1	<b>3:57.277</b>	37.377	<b>1:31.307</b>	1:48.593	283.9	33:44.368

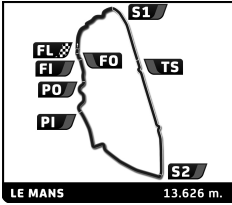
Lap	D	Time	Sector 1	Sector 2	Sector 3	T. Spd	Elapsed
<b>57</b>							
		<b>Kessel Racing</b>	3.Daniel SERRA		Ferrari 296 LMGT3 Evo LMGT3		
		1.Takeshi KIMURA 2.Conrad LAURSEN					
1	1	5:02.281	1:30.753	1:37.911	1:53.617	246.5	5:02.281
2	1	3:59.806	37.503	1:32.375	1:49.928	287.6	9:02.087
3	1	3:59.516	37.211	1:32.485	1:49.820	287.6	13:01.603
4	1	4:06.265 <b>B</b>	37.400	1:32.594	1:56.271	286.1	17:07.868
5	1	4:48.660	1:19.962	1:35.390	1:53.308	284.6	21:56.528
6	1	3:58.492	<b>37.097</b>	1:32.053	1:49.342	286.9	25:55.020
7	1	<b>3:58.109</b>	37.260	<b>1:31.808</b>	<b>1:49.041</b>	286.9	29:53.129
8	1	4:01.112	37.163	1:32.052	<del>1:51.897</del>	286.1	33:54.241

Lap	D	Time	Sector 1	Sector 2	Sector 3	T. Spd	Elapsed
<b>58</b>							
		<b>Garage 59</b>	3.Benjamin GOETHE		McLaren 720S LMGT3 Evo LMGT3		
		1.Alexander WEST 2.Finn GEHRSTZ					
1	1	6:52.149	3:19.605	1:37.794	1:54.750	280.9	6:52.149
2	1	3:59.700	37.711	1:32.379	<b>1:49.610</b>	283.1	10:51.849
3	1	<del>4:00.148</del>	37.828	<del>1:32.254</del>	1:50.066	283.9	14:51.997
4	1	<del>3:59.637</del>	37.779	1:32.065	<del>1:49.793</del>	284.6	18:51.634
5	1	<b>3:59.352</b>	37.731	<b>1:31.753</b>	1:49.868	286.9	22:50.986
6	1	4:05.905	40.198	1:33.372	1:52.335	283.9	26:56.891
7	1	<del>4:08.067</del> <b>B</b>	<del>37.337</del>	<del>1:31.946</del>	1:58.784	284.6	31:04.958

Lap	D	Time	Sector 1	Sector 2	Sector 3	T. Spd	Elapsed
<b>59</b>							
		<b>Racing Spirit Of Lemans</b>	3.Valentin HASSE CLOT		Aston Martin Vantage AMR LMGT3 LMGT3		
		1.Clément MATEU 2.Marius FOSSARD					
1	1	5:10.414	1:30.046	1:40.095	2:00.273	242.1	5:10.414
2	1	3:59.021	37.578	1:31.654	1:49.789	289.9	9:09.435
3	1	4:07.203 <b>B</b>	37.842	1:31.795	1:57.566	286.9	13:16.638
4	1	4:50.185	1:22.339	1:36.800	1:51.046	250.5	18:06.823
5	1	<b>3:58.395</b>	37.773	1:31.546	<b>1:49.076</b>	289.1	22:05.218
6	1	4:01.198	37.607	1:32.060	1:51.531	286.1	26:06.416
7	1	3:58.557	<b>37.507</b>	<b>1:31.294</b>	1:49.756	287.6	30:04.973

Lap	D	Time	Sector 1	Sector 2	Sector 3	T. Spd	Elapsed
<b>61</b>							
		<b>Iron Lynx</b>	3.Maxime MARTIN		Mercedes-AMG LMGT3 LMGT3		
		1.Martin BERRY 2.Rui ANDRADE					
1	1	4:28.221	58.390	1:36.373	1:53.458	267.1	4:28.221
2	1	3:57.313	37.442	<b>1:30.855</b>	1:49.016	293.0	8:25.534
3	1	4:04.750 <b>B</b>	<b>37.292</b>	1:31.320	1:56.138	289.9	12:30.284
4	1	4:51.850	1:28.106	1:33.656	1:50.088	283.9	17:22.134
5	1	<b>3:56.950</b>	37.309	1:31.605	<b>1:48.036</b>	289.1	21:19.084
6	1	4:01.445	37.451	1:32.016	1:51.978	286.9	25:20.529
7	1	3:58.796	37.550	1:32.262	1:48.984	285.4	29:19.325
8	1	4:10.619 <b>B</b>	37.323	1:33.539	1:59.757	285.4	33:29.944

Lap	D	Time	Sector 1	Sector 2	Sector 3	T. Spd	Elapsed
<b>62</b>							
		<b>Team Qatar by Iron Lynx</b>	3.Giuliano ALESI		Mercedes-AMG LMGT3 LMGT3		
		1.Abdulla AL-KHELAIFI 2.Julian HANSES					
1	1	4:31.165	1:00.521	1:36.435	1:54.209	263.2	4:31.165
2	1	<b>3:57.531</b>	37.338	1:31.398	1:48.795	288.4	8:28.696
3	1	3:57.693	37.401	1:31.674	<b>1:48.618</b>	287.6	12:26.389
4	1	<del>4:05.362</del> <b>B</b>	37.478	1:32.130	<del>1:55.754</del>	286.9	16:31.751
5	1	4:57.756	1:31.009	1:33.590	1:53.157	283.9	21:29.507
6	1	<del>3:59.603</del>	37.108	1:31.258	<del>1:51.237</del>	286.9	25:29.110
7	1	4:00.887	<b>37.040</b>	<b>1:31.255</b>	1:52.592	289.9	29:29.997
8	1	4:07.773 <b>B</b>	37.195	1:31.703	1:58.875	289.1	33:37.770



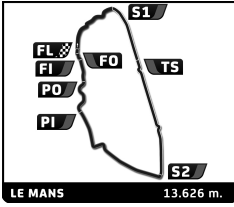
**FIA WEC**  
94<sup>e</sup> Edition des 24 Heures du Mans  
Qualifying LMP2-LMGT3



**Sector Analysis**

Lap under Red Flag   Invalidated Lap   Personal Best   Session Best   Crossing the pit lane

Lap	D	Time	Sector 1	Sector 2	Sector 3	T. Spd	Elapsed	Lap	D	Time	Sector 1	Sector 2	Sector 3	T. Spd	Elapsed
<b>69</b>	<b>Team WRT</b> BMW M4 LMGT3 Evo LMGT3 1. Anthony MCINTOSH 3. Daniel HARPER 2. Parker THOMPSON							<b>87</b>	<b>Akkodis ASP Team</b> Lexus RC F LMGT3 LMGT3 1. Petru UMBRĂRESCU 3. José María LÓPEZ 2. Clemens SCHMID						
1	1	4:25.610	52.093	1:38.393	1:55.124	265.8	4:25.610	1	1	5:01.011	1:30.361	1:37.775	1:52.875	243.8	5:01.011
2	1	3:58.763	37.690	1:31.062	1:50.011	291.5	8:24.373	2	1	3:58.210	37.521	1:31.892	1:48.797	285.4	8:59.221
3	1	3:57.569	<b>37.094</b>	1:31.704	1:48.771	286.9	12:21.942	3	1	<b>3:56.581</b>	37.286	<b>1:30.906</b>	1:48.389	290.7	12:55.802
4	1	4:13.974	B 37.483	1:35.937	2:00.554	240.5	16:35.916	4	1	4:08.091	B 37.675	1:32.594	1:57.822	279.5	17:03.893
5	1	4:55.194	1:22.567	1:36.417	1:56.210	284.6	21:31.110	5	1	5:13.296	1:47.160	1:35.786	1:50.350	282.4	22:17.189
6	1	<b>3:56.700</b>	37.343	<b>1:30.671</b>	<b>1:48.686</b>	293.0	25:27.810	6	1	<del>3:56.951</del>	<b>37.146</b>	1:31.330	<del>1:48.475</del>	286.1	26:14.140
7	1	4:04.161	37.487	1:31.629	1:55.045	292.3	29:31.971	7	1	3:56.638	37.190	1:31.228	<b>1:48.220</b>	289.1	30:10.778
8	1	4:10.024	B 37.542	1:31.373	2:01.109	287.6	33:41.995								
<b>74</b>	<b>Kessel Racing</b> Ferrari 296 LMGT3 Evo LMGT3 1. Dustin BLATTNER 3. Dennis MARSCHALL 2. Lorenzo PATRESE							<b>88</b>	<b>Proton Competition</b> Ford Mustang LMGT3 LMGT3 1. Stefano GATTUSO 3. Logan SARGEANT 2. Giammarco LEVORATO						
1	1	5:17.971	1:35.108	1:48.154	1:54.709	226.0	5:17.971	1	1	10:18.459	6:41.958	1:40.304	1:56.197	273.9	10:18.459
2	1	<b>3:56.560</b>	37.061	1:31.803	<b>1:47.696</b>	283.9	9:14.531	2	1	3:57.108	37.053	1:31.460	<b>1:48.595</b>	283.9	14:15.567
3	1	4:03.260	B 37.127	1:31.762	1:54.371	284.6	13:17.791	3	1	4:03.523	B 37.256	1:30.992	1:55.275	285.4	18:19.090
4	1	4:48.166	1:21.883	1:35.345	1:50.938	271.1	18:05.957	4	1	5:07.707	1:32.367	1:37.129	1:58.211	280.9	23:26.797
5	1	4:04.252	38.054	1:33.653	1:52.545	280.2	22:10.209	5	1	<b>3:56.931</b>	<b>36.914</b>	<b>1:30.853</b>	1:49.164	286.9	27:23.728
6	1	<del>3:57.657</del>	<b>37.003</b>	<del>1:32.197</del>	1:48.457	284.6	26:07.866	6	1	4:34.264	B 37.629	1:44.584	2:12.051	272.5	31:57.992
7	1	4:05.238	B 37.009	<b>1:31.284</b>	1:56.945	286.9	30:13.104								
<b>77</b>	<b>Proton Competition</b> Ford Mustang LMGT3 LMGT3 1. Eric POWELL 3. Sebastian PRIAULX 2. Ben TUCK							<b>91</b>	<b>Manthey DK Engineering</b> Porsche 911 GT3 R LMGT3 LMGT3 1. James COTTINGHAM 3. Ayhançan GÜVEN 2. Timur BOGUSLAVSKIY						
1	1	5:31.250	1:56.514	1:39.947	1:54.789	255.8	5:31.250	1	1	4:45.494	1:14.589	1:37.266	1:53.639	251.1	4:45.494
2	1	3:56.911	37.019	1:31.257	1:48.635	286.9	9:28.161	2	1	3:57.955	37.055	1:31.788	1:49.112	284.6	8:43.449
3	1	3:56.730	37.033	1:30.968	1:48.729	287.6	13:24.891	3	1	4:03.872	37.021	1:30.853	1:49.998	291.5	12:41.321
4	1	4:06.798	B 38.283	1:32.101	1:56.414	288.4	17:31.689	4	1	3:57.919	B 37.171	1:31.403	1:55.345	285.4	16:45.240
5	1	4:48.734	1:21.650	1:35.098	1:51.986	280.2	22:20.423	5	1	4:51.690	1:20.480	1:34.286	1:56.924	284.6	21:36.930
6	1	<b>3:55.951</b>	<b>36.902</b>	<b>1:30.815</b>	<b>1:48.234</b>	291.5	26:16.374	6	1	<del>3:59.164</del>	37.131	<del>1:31.091</del>	1:50.942	287.6	25:36.094
7	1	<del>4:04.970</del>	B 37.132	<del>1:31.209</del>	1:56.629	286.9	30:21.344	7	1	3:57.101	<b>36.899</b>	1:30.944	1:49.258	286.9	29:33.195
8	1	<b>3:56.183</b>	37.183	<b>1:30.169</b>	<b>1:48.831</b>	290.7	33:29.378	8	1	<b>3:56.183</b>	37.183	<b>1:30.169</b>	<b>1:48.831</b>	290.7	33:29.378
<b>78</b>	<b>Akkodis ASP Team</b> Lexus RC F LMGT3 LMGT3 1. Tom VAN ROMPUY 3. Jack HAWKSWORTH 2. Hadrien DAVID							<b>92</b>	<b>The Bend Manthey</b> Porsche 911 GT3 R LMGT3 LMGT3 1. Yasser SHAHIN 3. Richard LIETZ 2. Riccardo PERA						
1	1	5:53.752	2:20.822	1:40.113	1:52.817	224.2	5:53.752	1	1	5:09.617	1:33.736	1:40.246	1:55.635	214.0	5:09.617
2	1	3:58.303	37.205	1:32.217	1:48.881	283.9	9:52.055	2	1	<del>3:57.886</del>	37.368	1:31.502	<del>1:49.016</del>	287.6	9:07.503
3	1	<b>3:57.261</b>	<b>37.050</b>	1:31.640	<b>1:48.571</b>	283.1	13:49.316	3	1	<b>3:57.466</b>	37.294	<b>1:31.316</b>	<b>1:48.856</b>	288.4	13:04.969
4	1	4:05.559	B 37.674	1:32.074	1:55.811	284.6	17:54.875	4	1	4:06.840	B 37.722	1:31.748	1:57.370	286.1	17:11.809
5	1	5:05.441	1:37.120	1:35.967	1:52.354	284.6	23:00.316	5	1	4:54.735	1:22.810	1:35.726	1:56.199	282.4	22:06.544
6	1	3:57.593	37.386	<b>1:31.635</b>	1:48.572	286.9	26:57.909	6	1	<del>3:57.788</del>	37.333	<del>1:31.308</del>	1:49.147	287.6	26:04.332
7	1	<del>4:12.030</del>	B 37.251	<del>1:31.475</del>	2:03.304	288.4	31:09.939	7	1	3:58.218	<b>37.204</b>	1:31.644	1:49.370	285.4	30:02.550
<b>79</b>	<b>Iron Lynx</b> Mercedes-AMG LMGT3 LMGT3 1. Johannes ZELGER 3. Lin HODENIUS 2. Matteo CRESSONI							<b>99</b>	<b>AO by TF</b> Oreca 07 - Gibson LMP2 P/A 1. PJ HYETT 3. Dane CAMERON 2. James ALLEN						
1	1	4:46.365	1:09.531	1:39.267	1:57.567	255.2	4:46.365	1	1	4:24.156	1:02.323	1:33.603	1:48.230	278.1	4:24.156
2	1	4:03.991	38.565	1:34.546	1:50.880	286.9	8:50.356	2	1	3:52.030	37.889	1:28.352	1:45.789	308.9	8:16.186
3	1	4:01.166	37.425	1:32.432	1:51.309	284.6	12:51.522	3	1	3:39.496	34.877	1:24.604	1:40.015	316.0	11:55.682
4	1	4:23.627	B 37.364	1:48.081	1:58.182	285.4	17:15.149	4	1	3:51.013	B 35.344	1:24.970	1:50.699	314.2	15:46.695
5	1	4:56.742	1:26.013	1:38.544	1:52.185	240.5	22:11.891	5	1	4:37.715	1:24.726	1:29.383	1:43.606	289.9	20:24.410
6	1	<b>3:57.776</b>	<b>37.272</b>	<b>1:31.636</b>	<b>1:48.868</b>	288.4	26:09.667	6	1	3:43.561	35.469	1:25.160	1:42.932	314.2	24:07.971
7	1	<del>4:27.092</del>	B 38.937	<del>1:43.414</del>	<del>2:04.651</del>	183.6	30:36.669	7	1	<b>3:38.698</b>	<b>34.582</b>	<b>1:24.146</b>	<b>1:39.970</b>	316.0	27:46.669
8	1	3:55.731	B 34.708	1:27.139	1:53.884	315.1	31:42.400	8	1	3:55.731	B 34.708	1:27.139	1:53.884	315.1	31:42.400



**FIA WEC**  
94<sup>e</sup> Edition des 24 Heures du Mans  
Qualifying LMP2-LMGT3



Sector Analysis

Lap under Red Flag    Invalidated Lap    Personal Best    Session Best    B Crossing the pit lane

Lap	D	Time	Sector 1	Sector 2	Sector 3	T. Spd	Elapsed	Lap	D	Time	Sector 1	Sector 2	Sector 3	T. Spd	Elapsed
<b>150</b>	<b>Richard Mille AF Corse</b>		Ferrari 296 LMGT3 Evo												
	1. Custodio TOLEDO		3. Riccardo AGOSTINI		LMGT3										
	2. Lilou WADOUX														
1	1	5:34.265	1:48.204	1:39.305	2:06.756	278.8	5:34.265								
2	1	3:58.705	37.406	1:32.206	1:49.093	284.6	9:32.970								
3	1	3:58.485	37.238	1:31.894	1:49.353	283.9	13:31.455								
4	1	4:07.482 <b>B</b>	37.275	1:31.979	1:58.228	281.7	17:38.937								
5	1	5:26.352	1:45.569	1:39.171	2:01.612	280.9	23:05.289								
6	1	<b>3:57.991</b>	37.294	<b>1:31.613</b>	<b>1:49.084</b>	286.1	27:03.280								
7	1	4:18.508 <b>B</b>	<b>37.200</b>	<del>1:32.600</del>	2:07.708	284.6	31:21.788								
<b>183</b>	<b>AF Corse</b>		Oreca 07 - Gibson												
	1. François PERRODO		3. Ben BARNICOAT		LMP2 P/A										
	2. Matthieu VAXIVIERE														
1	1	4:17.600	57.690	1:33.923	1:45.987	265.8	4:17.600								
2	1	3:43.627	36.065	1:25.172	1:42.390	318.8	8:01.227								
3	1	3:41.403	35.458	1:24.979	1:40.966	319.8	11:42.630								
4	1	3:40.397	35.182	1:24.266	1:40.949	319.8	15:23.027								
5	1	3:40.559	35.146	1:24.502	1:40.911	317.9	19:03.586								
6	1	<b>3:39.985</b>	35.145	<b>1:24.034</b>	<b>1:40.806</b>	319.8	22:43.571								
7	1	3:47.876 <b>B</b>	<b>35.132</b>	<del>1:24.094</del>	1:48.650	322.6	26:31.447								
<b>222</b>	<b>United Autosports</b>		Oreca 07 - Gibson												
	1. Daniel SCHNEIDER		3. Oliver JARVIS		LMP2 P/A										
	2. Benjamin HANLEY														
1	1	5:12.421	1:41.879	1:37.569	1:52.973	204.4	5:12.421								
2	1	3:49.028	37.122	1:27.672	1:44.234	310.6	9:01.449								
3	1	3:44.732	35.925	1:26.803	1:42.004	310.6	12:46.181								
4	1	3:45.562	36.702	1:26.103	1:42.757	314.2	16:31.743								
5	1	3:42.312	35.284	1:25.359	1:41.669	317.0	20:14.055								
6	1	3:42.253	35.570	1:25.019	1:41.664	315.1	23:56.308								
7	1	<b>3:41.418</b>	35.390	<b>1:24.981</b>	<b>1:41.047</b>	314.2	27:37.726								
8	1	3:41.693	<b>35.271</b>	1:25.251	1:41.171	314.2	31:19.419								
<b>343</b>	<b>Inter Europol Competition</b>		Oreca 07 - Gibson												
	1. Bijoy GARG		3. Nico MÜLLER		LMP2										
	2. Reshad DE GÉRUS														
1	1	4:34.938	1:15.349	1:32.670	1:46.919	258.2	4:34.938								
2	1	3:49.084	36.762	1:26.452	1:45.870	303.7	8:24.022								
3	1	3:36.646	34.511	1:23.678	1:38.457	318.8	12:00.668								
4	1	<del>3:35.765</del>	34.077	<b>1:23.186</b>	<del>1:38.502</del>	319.8	15:36.433								
5	1	3:56.834	34.715	1:27.860	1:54.259	247.7	19:33.267								
6	1	3:35.679	34.345	1:23.415	1:37.919	317.9	23:08.946								
7	1	3:40.810	34.252	1:23.926	1:42.632	318.8	26:49.756								
8	1	<b>3:35.247</b>	<b>34.048</b>	1:23.373	<b>1:37.826</b>	317.9	30:25.003								