

FIA WEC 94^e Edition des 24 Heures d Qualifying HYPERCAR

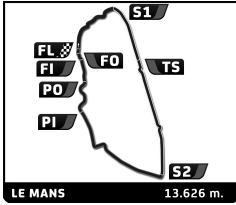


Section Analysis

■ Personal Best ■ Session Best ■ Crossing the pit lane

Lap	D	Time	Elapsed	SCL2	Z4	IP1	Z12	SCLC	A7-1	IP2	A8-1	SCLB	PORIN	POROUT	SCL1	FORDOUT	FL
007	Aston Martin Thor Team			1. Harry TINKNELL			2. Tom GAMBLE			3. Ross GUNN			Aston Martin Valkyrie				
1	2	4:22.725	4:22.725	31.890	14.346	18.548	35.941	4.702	26.747	18.330	6.958	40.298	17.564	17.153	13.894	12.906	3.448
			Elapsed	31.890	46.236	1:04.784	1:40.725	1:45.427	2:12.174	2:30.504	2:37.462	3:17.760	3:35.324	3:52.477	4:06.371	4:19.277	4:22.725
2	2	3:24.163	7:46.888	8.033	9.955	14.430	32.133	4.696	24.961	16.478	6.360	35.761	16.554	14.908	10.280	6.199	3.415
			Elapsed	8.033	17.988	32.418	1:04.551	1:09.247	1:34.208	1:50.686	1:57.046	2:32.807	2:49.361	3:04.269	3:14.549	3:20.748	3:24.163
3	2	3:41.267	11:28.155	7.996	10.336	15.561	36.034	5.055	25.678	18.095	7.081	42.168	16.835	15.947	10.616	6.548	3.317
			Elapsed	7.996	18.332	33.893	1:09.927	1:14.982	1:40.660	1:58.755	2:05.836	2:48.004	3:04.839	3:20.786	3:31.402	3:37.950	3:41.267
4	2	3:24.348	14:52.503	8.006	9.895	14.406	32.263	4.701	25.136	16.630	6.444	35.750	16.610	14.744	10.221	6.116	3.426
			Elapsed	8.006	17.901	32.307	1:04.570	1:09.271	1:34.407	1:51.037	1:57.481	2:33.231	2:49.841	3:04.585	3:14.806	3:20.922	3:24.348
5	2	3:36.765 B	18:29.268	8.059	10.036	14.730	33.838	4.668	25.505	17.016	6.586	36.702	16.749	15.566	10.458		3:36.765
			Elapsed	8.059	18.095	32.825	1:06.663	1:11.331	1:36.836	1:53.852	2:00.438	2:37.140	2:53.889	3:09.455	3:19.913		3:36.765
6	2	4:18.170	22:47.438	46.378	13.954	17.299	35.185	4.758	26.136	17.208	6.736	37.110	16.827	15.598	10.546	7.107	3.328
			Elapsed	46.378	1:00.332	1:17.631	1:52.816	1:57.574	2:23.710	2:40.918	2:47.654	3:24.764	3:41.591	3:57.189	4:07.735	4:14.842	4:18.170
7	2	3:23.906	26:11.344	8.022	9.844	14.235	32.215	4.690	25.109	16.676	6.328	35.847	16.599	14.658	10.173	6.067	3.443
			Elapsed	8.022	17.866	32.101	1:04.316	1:09.006	1:34.115	1:50.791	1:57.119	2:32.966	2:49.565	3:04.223	3:14.396	3:20.463	3:23.906
8	2	4:02.239 B	30:13.583	8.059	10.485	16.284	40.480	6.896	33.886	19.065	6.683	36.868	17.231	16.733	11.832		4:02.239
			Elapsed	8.059	18.544	34.828	1:15.308	1:22.204	1:56.090	2:15.155	2:21.838	2:58.706	3:15.937	3:32.670	3:44.502		4:02.239
7	Toyota Racing			1. Mike CONWAY			2. Kamui KOBAYASHI			3. Nyck DE VRIES			Toyota TR010 Hybrid				
1	1	3:48.622	3:48.622	13.111	15.116	18.189	36.372	4.951	26.529	17.154	6.780	37.357	17.063	15.816	10.479	6.251	3.454
			Elapsed	13.111	28.227	46.416	1:22.788	1:27.739	1:54.268	2:11.422	2:18.202	2:55.559	3:12.622	3:28.438	3:38.917	3:45.168	3:48.622
2	1	3:26.712	7:15.334	8.113	10.087	14.764	33.025	4.727	25.222	16.707	6.402	36.139	16.770	15.029	10.287	5.938	3.502
			Elapsed	8.113	18.200	32.964	1:05.989	1:10.716	1:35.938	1:52.645	1:59.047	2:35.186	2:51.956	3:06.985	3:17.272	3:23.210	3:26.712
3	1	3:24.734	10:40.068	8.117	9.747	14.540	32.431	4.736	25.145	16.613	6.316	35.960	16.696	14.733	10.148	5.969	3.583
			Elapsed	8.117	17.864	32.404	1:04.835	1:09.571	1:34.716	1:51.329	1:57.645	2:33.605	2:50.301	3:05.034	3:15.182	3:21.151	3:24.734
4	1	3:24.574	14:04.642	8.147	9.796	14.337	32.332	4.755	25.142	16.616	6.357	36.016	16.731	14.657	10.222	5.938	3.528
			Elapsed	8.147	17.943	32.280	1:04.612	1:09.367	1:34.509	1:51.125	1:57.482	2:33.498	2:50.229	3:04.886	3:15.108	3:21.046	3:24.574
5	1	3:33.155 B	17:37.797	8.121	10.065	14.488	32.628	4.726	25.188	16.574	6.403	36.117	16.699	14.895	10.398		3:33.155
			Elapsed	8.121	18.186	32.674	1:05.302	1:10.028	1:35.216	1:51.790	1:58.193	2:34.310	2:51.009	3:05.904	3:16.302		3:33.155
6	1	4:27.144	22:04.941	59.224	13.198	16.626	35.237	4.748	26.361	16.969	6.581	36.639	16.802	15.017	10.271	6.006	3.465
			Elapsed	59.224	1:12.422	1:29.048	2:04.285	2:09.033	2:35.394	2:52.363	2:58.944	3:35.583	3:52.385	4:07.402	4:17.673	4:23.679	4:27.144
7	1	3:24.410	25:29.351	8.090	9.921	14.409	32.321	4.709	24.943	16.459	6.621	36.124	16.591	14.707	10.104	5.892	3.519
			Elapsed	8.090	18.011	32.420	1:04.741	1:09.450	1:34.393	1:50.852	1:57.473	2:33.597	2:50.188	3:04.895	3:14.999	3:20.891	3:24.410
8	1	3:24.314	28:53.665	8.100	9.983	14.374	32.460	4.733	24.946	16.490	6.451	35.794	16.620	14.658	10.174	5.932	3.599
			Elapsed	8.100	18.083	32.457	1:04.917	1:09.650	1:34.596	1:51.086	1:57.537	2:33.331	2:49.951	3:04.609	3:14.783	3:20.715	3:24.314
9	1	3:36.897 B	32:30.562	8.142	10.002	14.456	32.513	4.711	25.357	16.567	6.417	36.437	16.769	15.595	11.996		3:36.897
			Elapsed	8.142	18.144	32.600	1:05.113	1:09.824	1:35.181	1:51.748	1:58.165	2:34.602	2:51.371	3:06.966	3:18.962		3:36.897





FIA WEC 94^e Edition des 24 Heures d Qualifying HYPERCAR



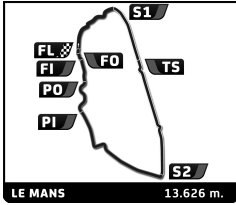
Section Analysis

■ Personal Best
 ■ Session Best
 ■ Crossing the pit lane

Lap	D	Time	Elapsed	SCL2	Z4	IP1	Z12	SCLC	A7-1	IP2	A8-1	SCLB	PORIN	POROUT	SCL1	FORDOUT	FL
8		Toyota Racing		1. Sébastien BUEMI			2. Brendon HARTLEY			3. Ryo HIRAKAWA			Toyota TR010 Hybrid				
1	1	3:52.944	3:52.944	14.422	14.213	19.080	36.353	4.928	27.089	17.467	6.766	37.905	17.433	15.948	10.905	6.786	3.649
			Elapsed	14.422	28.635	47.715	1:24.068	1:28.996	1:56.085	2:13.552	2:20.318	2:58.223	3:15.656	3:31.604	3:42.509	3:49.295	3:52.944
2	1	3:28.693	7:21.637	8.188	10.580	15.147	33.087	4.711	25.286	16.629	6.441	36.341	16.798	15.626	10.324	6.062	3.473
			Elapsed	8.188	18.768	33.915	1:07.002	1:11.713	1:36.999	1:53.628	2:00.069	2:36.410	2:53.208	3:08.834	3:19.158	3:25.220	3:28.693
3	1	3:25.126	10:46.763	8.099	9.810	14.416	32.553	4.734	25.059	16.570	6.334	36.050	16.685	15.095	10.237	5.984	3.500
			Elapsed	8.099	17.909	32.325	1:04.878	1:09.612	1:34.671	1:51.241	1:57.575	2:33.625	2:50.310	3:05.405	3:15.642	3:21.626	3:25.126
4	1	3:24.683	14:11.446	8.121	9.861	14.454	32.314	4.718	24.975	16.535	6.368	35.878	16.623	15.024	10.271	6.018	3.523
			Elapsed	8.121	17.982	32.436	1:04.750	1:09.468	1:34.443	1:50.978	1:57.346	2:33.224	2:49.847	3:04.871	3:15.142	3:21.160	3:24.683
5	1	3:24.261	17:35.707	8.116	9.823	14.485	32.326	4.736	24.963	16.535	6.384	35.825	16.619	14.790	10.177	6.007	3.475
			Elapsed	8.116	17.939	32.424	1:04.750	1:09.486	1:34.449	1:50.984	1:57.368	2:33.193	2:49.812	3:04.602	3:14.779	3:20.786	3:24.261
6	1	3:31.849 B	21:07.556	8.091	9.902	14.460	32.225	4.724	25.016	16.525	6.370	35.859	16.646	15.108	10.409		3:31.849
			Elapsed	8.091	17.993	32.453	1:04.678	1:09.402	1:34.418	1:50.943	1:57.313	2:33.172	2:49.818	3:04.926	3:15.335		3:31.849
7	1	4:12.732	25:20.288	44.757	13.457	17.164	34.302	4.710	25.591	17.187	6.566	36.533	16.790	15.627	10.443	6.217	3.388
			Elapsed	44.757	58.214	1:15.378	1:49.680	1:54.390	2:19.981	2:37.168	2:43.734	3:20.267	3:37.057	3:52.684	4:03.127	4:09.344	4:12.732
8	1	3:23.791	28:44.079	8.058	9.772	14.357	32.210	4.694	24.992	16.512	6.329	35.810	16.610	14.749	10.180	6.031	3.487
			Elapsed	8.058	17.830	32.187	1:04.397	1:09.091	1:34.083	1:50.595	1:56.924	2:32.734	2:49.344	3:04.093	3:14.273	3:20.304	3:23.791
9	1	3:45.680 B	32:29.759	8.111	9.793	14.313	32.302	4.696	25.024	17.490	7.562	40.002	17.601	18.130	12.053		3:45.680
			Elapsed	8.111	17.904	32.217	1:04.519	1:09.215	1:34.239	1:51.729	1:59.291	2:39.293	2:56.894	3:15.024	3:27.077		3:45.680

Lap	D	Time	Elapsed	SCL2	Z4	IP1	Z12	SCLC	A7-1	IP2	A8-1	SCLB	PORIN	POROUT	SCL1	FORDOUT	FL
009		Aston Martin Thor Team		1. Alex RIBERAS			2. Marco SØRENSEN			3. Roman DE ANGELIS			Aston Martin Valkyrie				
1	1	4:20.893	4:20.893	30.866	13.984	18.797	36.737	4.751	26.346	18.351	6.889	39.844	17.925	15.983	14.873	12.153	3.394
			Elapsed	30.866	44.850	1:03.647	1:40.384	1:45.135	2:11.481	2:29.832	2:36.721	3:16.565	3:34.490	3:50.473	4:05.346	4:17.499	4:20.893
2	1	3:33.075	7:53.968	8.038	10.078	14.535	32.744	4.817	25.243	18.090	7.080	39.385	17.478	15.782	10.270	6.070	3.465
			Elapsed	8.038	18.116	32.651	1:05.395	1:10.212	1:35.455	1:53.545	2:00.625	2:40.010	2:57.488	3:13.270	3:23.540	3:29.610	3:33.075
3	1	3:24.235	11:18.203	8.076	9.916	14.324	32.331	4.741	25.012	16.517	6.313	36.052	16.698	14.758	10.033	5.950	3.514
			Elapsed	8.076	17.992	32.316	1:04.647	1:09.388	1:34.400	1:50.917	1:57.230	2:33.282	2:49.980	3:04.738	3:14.771	3:20.721	3:24.235
4	1	3:45.640 B	15:03.843	8.119	10.952	17.395	33.014	4.686	27.730	16.769	7.207	39.968	16.726	15.627	10.765		3:45.640
			Elapsed	8.119	19.071	36.466	1:09.480	1:14.166	1:41.896	1:58.665	2:05.872	2:45.840	3:02.566	3:18.193	3:28.958		3:45.640
5	1	4:54.324	19:58.167	1:17.629	15.225	17.990	34.300	4.745	25.969	17.247	6.535	40.055	17.539	16.270	10.767	6.640	3.413
			Elapsed	1:17.629	1:32.854	1:50.844	2:25.144	2:29.889	2:55.858	3:13.105	3:19.640	3:59.695	4:17.234	4:33.504	4:44.271	4:50.911	4:54.324
6	1	3:23.777	23:21.944	8.038	9.889	14.293	32.288	4.703	25.038	16.517	6.383	35.752	16.567	14.714	10.051	5.983	3.561
			Elapsed	8.038	17.927	32.220	1:04.508	1:09.211	1:34.249	1:50.766	1:57.149	2:32.901	2:49.468	3:04.182	3:14.233	3:20.216	3:23.777
7	1	4:02.080	27:24.024	8.181	11.907	16.872	37.331	4.809	26.821	18.021	7.093	38.821	28.446	20.192	12.075	8.092	3.419
			Elapsed	8.181	20.088	36.960	1:14.291	1:19.100	1:45.921	2:03.942	2:11.035	2:49.856	3:18.302	3:38.494	3:50.569	3:58.661	4:02.080
8	1	3:46.617 B	31:10.641	8.073	9.971	15.137	33.970	4.721	25.596	20.193	7.051	37.753	17.674	16.648	11.570		3:46.617
			Elapsed	8.073	18.044	33.181	1:07.151	1:11.872	1:37.468	1:57.661	2:04.712	2:42.465	3:00.139	3:16.787	3:28.357		3:46.617





FIA WEC 94^e Edition des 24 Heures d Qualifying HYPERCAR



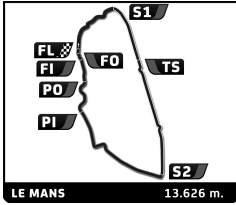
Section Analysis

■ Personal Best ■ Session Best B Crossing the pit lane

Lap	D	Time	Elapsed	SCL2	Z4	IP1	Z12	SCLC	A7-1	IP2	A8-1	SCLB	PORIN	POROUT	SCL1	FORDOUT	FL
12		Cadillac Hertz Team Jota		1. Louis DELÉTRAZ			2. Will STEVENS			3. Norman NATO			Cadillac V-Series.R				
1	1	4:03.835	4:03.835	20.887	14.748	18.956	38.399	4.855	26.953	17.458	7.012	38.091	17.070	16.130	11.838	8.003	3.435
			Elapsed	20.887	35.635	54.591	1:32.990	1:37.845	2:04.798	2:22.256	2:29.268	3:07.359	3:24.429	3:40.559	3:52.397	4:00.400	4:03.835
2	1	3:24.794	7:28.629	8.046	9.967	14.429	32.504	4.675	24.909	16.394	6.363	36.075	16.624	15.130	10.349	5.915	3.414
			Elapsed	8.046	18.013	32.442	1:04.946	1:09.621	1:34.530	1:50.924	1:57.287	2:33.362	2:49.986	3:05.116	3:15.465	3:21.380	3:24.794
3	1	3:24.240	10:52.869	8.021	9.835	14.558	32.114	4.703	24.974	16.385	6.314	36.092	16.710	15.012	10.187	5.900	3.435
			Elapsed	8.021	17.856	32.414	1:04.528	1:09.231	1:34.205	1:50.590	1:56.904	2:32.996	2:49.706	3:04.718	3:14.905	3:20.805	3:24.240
4	1	3:36.258 B	14:29.127	8.035	10.498	16.012	33.246	4.677	24.944	16.528	6.372	36.463	16.867	15.779	10.642		
			Elapsed	8.035	18.533	34.545	1:07.791	1:12.468	1:37.412	1:53.940	2:00.312	2:36.775	2:53.642	3:09.421	3:20.063		3:36.258
5	1	5:04.884	19:34.011	1:28.940	14.348	18.410	36.221	4.810	26.666	17.367	6.720	37.624	16.997	15.992	10.908	6.522	3.359
			Elapsed	1:28.940	1:43.288	2:01.698	2:37.919	2:42.729	3:09.395	3:26.762	3:33.482	4:11.106	4:28.103	4:44.095	4:55.003	5:01.525	5:04.884
6	1	3:23.834	22:57.845	7.997	9.851	14.451	32.251	4.679	25.034	16.413	6.322	35.906	16.541	14.976	10.209	5.831	3.373
			Elapsed	7.997	17.848	32.299	1:04.550	1:09.229	1:34.263	1:50.676	1:56.998	2:32.904	2:49.445	3:04.421	3:14.630	3:20.461	3:23.834
7	1	3:26.203	26:24.048	7.986	9.749	14.307	31.870	4.696	25.369	16.900	6.512	35.927	16.790	16.070	10.482	6.206	3.339
			Elapsed	7.986	17.735	32.042	1:03.912	1:08.608	1:33.977	1:50.877	1:57.389	2:33.316	2:50.106	3:06.176	3:16.658	3:22.864	3:26.203
8	1	3:23.148	29:47.196	7.974	9.643	14.392	32.182	4.680	24.897	16.443	6.325	35.707	16.532	14.957	10.216	5.815	3.385
			Elapsed	7.974	17.617	32.009	1:04.191	1:08.871	1:33.768	1:50.211	1:56.536	2:32.243	2:48.775	3:03.732	3:13.948	3:19.763	3:23.148
9	1	4:14.119 B	34:01.315	8.263	12.572	20.151	38.735	5.319	29.987	19.994	7.010	43.487	19.694	18.293	13.633		
			Elapsed	8.263	20.835	40.986	1:19.721	1:25.040	1:55.027	2:15.021	2:22.031	3:05.518	3:25.212	3:43.505	3:57.138		4:14.119

Lap	D	Time	Elapsed	SCL2	Z4	IP1	Z12	SCLC	A7-1	IP2	A8-1	SCLB	PORIN	POROUT	SCL1	FORDOUT	FL
15		BMW M Team WRT		1. Kevin MAGNUSSEN			2. Raffaele MARCIELLO			3. Dries VANTHOOR			BMW M Hybrid V8				
1	1	3:56.851	3:56.851	16.437	14.111	18.884	36.124	4.858	27.056	17.859	6.819	37.092	18.642	15.769	10.790	8.931	3.479
			Elapsed	16.437	30.548	49.432	1:25.556	1:30.414	1:57.470	2:15.329	2:22.148	2:59.240	3:17.882	3:33.651	3:44.441	3:53.372	3:56.851
2	1	3:25.541	7:22.392	8.082	10.023	14.696	32.424	4.731	25.002	16.451	6.396	36.028	16.642	15.177	10.310	6.059	3.520
			Elapsed	8.082	18.105	32.801	1:05.225	1:09.956	1:34.958	1:51.409	1:57.805	2:33.833	2:50.475	3:05.652	3:15.962	3:22.021	3:25.541
3	1	3:53.238	11:15.630	8.353	12.511	18.655	40.912	4.750	33.706	16.931	6.955	37.805	16.991	15.911	10.231	6.048	3.479
			Elapsed	8.353	20.864	39.519	1:20.431	1:25.181	1:58.887	2:15.818	2:22.773	3:00.578	3:17.569	3:33.480	3:43.711	3:49.759	3:53.238
4	1	3:24.319	14:39.949	8.073	9.901	14.577	32.246	4.694	24.971	16.415	6.341	35.861	16.543	15.078	10.132	6.038	3.449
			Elapsed	8.073	17.974	32.551	1:04.797	1:09.491	1:34.462	1:50.877	1:57.218	2:33.079	2:49.622	3:04.700	3:14.832	3:20.870	3:24.319
5	1	3:38.682 B	18:18.631	8.066	9.953	14.627	34.046	5.153	26.473	17.091	6.700	37.680	16.833	15.573	10.436		
			Elapsed	8.066	18.019	32.646	1:06.692	1:11.845	1:38.318	1:55.409	2:02.109	2:39.789	2:56.622	3:12.195	3:22.631		3:38.682
6	1	4:33.953	22:52.584	1:00.283	14.537	18.396	35.381	4.847	26.116	17.137	6.643	36.867	16.847	15.562	10.585	7.345	3.407
			Elapsed	1:00.283	1:14.820	1:33.216	2:08.597	2:13.444	2:39.560	2:56.697	3:03.340	3:40.207	3:57.054	4:12.616	4:23.201	4:30.546	4:33.953
7	1	3:23.625	26:16.209	8.038	9.879	14.527	32.099	4.682	24.963	16.412	6.397	35.730	16.500	14.745	10.095	6.022	3.536
			Elapsed	8.038	17.917	32.444	1:04.543	1:09.225	1:34.188	1:50.600	1:56.997	2:32.727	2:49.227	3:03.972	3:14.067	3:20.089	3:23.625
8	1	4:12.875 B	30:29.084	8.077	9.919	14.588	42.498	4.931	35.213	26.661	7.183	37.257	17.883	19.122	11.549		
			Elapsed	8.077	17.996	32.584	1:15.082	1:20.013	1:55.226	2:21.887	2:29.070	3:06.327	3:24.210	3:43.332	3:54.881		4:12.875





FIA WEC 94^e Edition des 24 Heures d Qualifying HYPERCAR



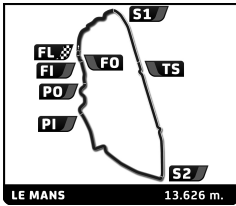
Section Analysis

■ Personal Best ■ Session Best B Crossing the pit lane

Lap	D	Time	Elapsed	SCL2	Z4	IP1	Z12	SCLC	A7-1	IP2	A8-1	SCLB	PORIN	POROUT	SCL1	FORDOUT	FL
17	Genesis Magma Racing			1. André LOTTERER			2. Luis Felipe DERANI			3. Mathys JAUBERT			Genesis GMR-001-Hypercar				
1	2	4:29.207	4:29.207	25.766	16.458	20.306	37.742	4.989	28.666	17.716	7.115	40.172	17.557	19.686	14.910	14.640	3.484
			Elapsed	25.766	42.224	1:02.530	1:40.272	1:45.261	2:13.927	2:31.643	2:38.758	3:18.930	3:36.487	3:56.173	4:11.083	4:25.723	4:29.207
2	2	3:25.906	7:55.113	8.164	10.066	14.703	32.491	4.756	25.041	16.695	6.389	36.205	16.795	14.884	10.251	5.951	3.515
			Elapsed	8.164	18.230	32.933	1:05.424	1:10.180	1:35.221	1:51.916	1:58.305	2:34.510	2:51.305	3:06.189	3:16.440	3:22.391	3:25.906
3	2	3:24.977	11:20.090	8.115	9.865	14.627	32.286	4.746	24.926	16.529	6.559	36.073	16.667	14.780	10.241	5.991	3.572
			Elapsed	8.115	17.980	32.607	1:04.893	1:09.639	1:34.565	1:51.094	1:57.653	2:33.726	2:50.393	3:05.173	3:15.414	3:21.405	3:24.977
4	2	3:39.073 B	14:59.163	8.143	10.108	14.918	32.836	4.736	25.732	16.944	6.870	37.090	17.019	16.770	11.108		3:39.073
			Elapsed	8.143	18.251	33.169	1:06.005	1:10.741	1:36.473	1:53.417	2:00.287	2:37.377	2:54.396	3:11.166	3:22.274		3:39.073
5	2	6:13.727	21:12.890	2:28.347	15.293	20.222	38.350	4.972	27.186	17.451	6.931	38.500	18.190	17.414	10.987	6.390	3.494
			Elapsed	2:28.347	2:43.640	3:03.862	3:42.212	3:47.184	4:14.370	4:31.821	4:38.752	5:17.252	5:35.442	5:52.856	6:03.843	6:10.233	6:13.727
6	2	3:24.627	24:37.517	8.164	9.826	14.571	32.273	4.748	25.042	16.729	6.392	35.967	16.714	14.641	10.237	5.795	3.528
			Elapsed	8.164	17.990	32.561	1:04.834	1:09.582	1:34.624	1:51.353	1:57.745	2:33.712	2:50.426	3:05.067	3:15.304	3:21.099	3:24.627
7	2	3:24.424	28:01.941	8.149	9.742	14.557	32.247	4.785	25.078	16.619	6.387	35.892	16.715	14.649	10.151	5.875	3.578
			Elapsed	8.149	17.891	32.448	1:04.695	1:09.480	1:34.558	1:51.177	1:57.564	2:33.456	2:50.171	3:04.820	3:14.971	3:20.846	3:24.424
8	2	4:13.409 B	32:15.350	8.184	10.142	15.084	33.651	5.288	31.029	20.588	7.467	48.203	21.659	19.908	14.144		4:13.409
			Elapsed	8.184	18.326	33.410	1:07.061	1:12.349	1:43.378	2:03.966	2:11.433	2:59.636	3:21.295	3:41.203	3:55.347		4:13.409

Lap	D	Time	Elapsed	SCL2	Z4	IP1	Z12	SCLC	A7-1	IP2	A8-1	SCLB	PORIN	POROUT	SCL1	FORDOUT	FL
19	Genesis Magma Racing			1. Mathieu JAMINET			2. Paul-Loup CHATIN			3. Daniel JUNCADELLA			Genesis GMR-001-Hypercar				
1	3	4:32.268	4:32.268	27.004	15.759	20.428	39.882	5.082	29.682	17.462	7.056	40.639	17.532	19.900	19.441	8.818	3.583
			Elapsed	27.004	42.763	1:03.191	1:43.073	1:48.155	2:17.837	2:35.299	2:42.355	3:22.994	3:40.526	4:00.426	4:19.867	4:28.685	4:32.268
2	3	3:25.219	7:57.487	8.231	10.066	14.599	32.194	4.764	25.111	16.622	6.350	35.994	16.762	14.833	10.222	5.984	3.487
			Elapsed	8.231	18.297	32.896	1:05.090	1:09.854	1:34.965	1:51.587	1:57.937	2:33.931	2:50.693	3:05.526	3:15.748	3:21.732	3:25.219
3	3	3:26.267	11:23.754	8.142	9.814	14.367	32.259	4.882	25.601	17.062	6.495	36.313	16.761	14.816	10.307	5.987	3.461
			Elapsed	8.142	17.956	32.323	1:04.582	1:09.464	1:35.065	1:52.127	1:58.622	2:34.935	2:51.696	3:06.512	3:16.819	3:22.806	3:26.267
4	3	3:50.698 B	15:14.452	8.139	9.926	14.554	32.499	4.715	25.683	16.973	12.041	44.289	17.415	16.799	11.275		3:50.698
			Elapsed	8.139	18.065	32.619	1:05.118	1:09.833	1:35.516	1:52.489	2:04.530	2:48.819	3:06.234	3:23.033	3:34.308		3:50.698
5	3	6:02.880	21:17.332	2:21.509	13.295	16.899	36.655	5.264	27.327	18.830	7.035	38.549	17.921	17.507	12.213	6.329	3.547
			Elapsed	2:21.509	2:34.804	2:51.703	3:28.358	3:33.622	4:00.949	4:19.779	4:26.814	5:05.363	5:23.284	5:40.791	5:53.004	5:59.333	6:02.880
6	3	3:24.084	24:41.416	8.186	9.789	14.362	32.103	4.722	25.150	16.706	6.394	35.887	16.732	14.552	10.110	5.923	3.468
			Elapsed	8.186	17.975	32.337	1:04.440	1:09.162	1:34.312	1:51.018	1:57.412	2:33.299	2:50.031	3:04.583	3:14.693	3:20.616	3:24.084
7	3	3:38.288 B	28:19.704	8.140	9.849	14.373	32.164	4.751	25.222	16.701	6.430	37.800	17.189	16.387	11.737		3:38.288
			Elapsed	8.140	17.989	32.362	1:04.526	1:09.277	1:34.499	1:51.200	1:57.630	2:35.430	2:52.619	3:09.006	3:20.743		3:38.288





FIA WEC 94^e Edition des 24 Heures d Qualifying HYPERCAR



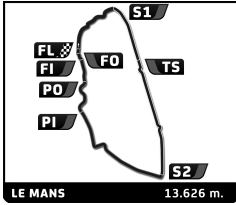
Section Analysis

■ Personal Best ■ Session Best B Crossing the pit lane

Lap	D	Time	Elapsed	SCL2	Z4	IP1	Z12	SCLC	A7-1	IP2	A8-1	SCLB	PORIN	POROUT	SCL1	FORDOUT	FL
20		BMW M Team WRT		1.Robin FRIJNS			2.René RAST			3.Sheldon VAN DER LINDE				BMW M Hybrid V8			
1	2	3:39.049	3:39.049	9.514	12.713	16.544	34.580	4.767	26.382	16.977	6.779	37.220	16.933	15.805	10.618	6.818	3.399
			Elapsed	9.514	22.227	38.771	1:13.351	1:18.118	1:44.500	2:01.477	2:08.256	2:45.476	3:02.409	3:18.214	3:28.832	3:35.650	3:39.049
2	2	3:25.094	7:04.143	8.056	10.068	14.581	32.327	4.733	25.048	16.546	6.358	35.993	16.624	14.971	10.259	5.952	3.578
			Elapsed	8.056	18.124	32.705	1:05.032	1:09.765	1:34.813	1:51.359	1:57.717	2:33.710	2:50.334	3:05.305	3:15.564	3:21.516	3:25.094
3	2	3:24.262	10:28.405	8.125	9.896	14.533	32.178	4.735	24.975	16.566	6.370	35.751	16.648	14.788	10.200	6.023	3.474
			Elapsed	8.125	18.021	32.554	1:04.732	1:09.467	1:34.442	1:51.008	1:57.378	2:33.129	2:49.777	3:04.565	3:14.765	3:20.788	3:24.262
4	2	3:34.816 B	14:03.221	8.068	9.917	14.530	32.324	4.738	24.988	16.516	6.400	36.775	16.860	16.308	10.889		
			Elapsed	8.068	17.985	32.515	1:04.839	1:09.577	1:34.565	1:51.081	1:57.481	2:34.256	2:51.116	3:07.424	3:18.313		3:34.816
5	2	4:39.709	18:42.930	1:02.236	16.913	18.945	35.762	4.804	26.439	17.066	6.833	37.590	16.912	15.881	10.634	6.277	3.417
			Elapsed	1:02.236	1:19.149	1:38.094	2:13.856	2:18.660	2:45.099	3:02.165	3:08.998	3:46.588	4:03.500	4:19.381	4:30.015	4:36.292	4:39.709
6	2	3:26.653	22:09.583	8.032	10.094	14.738	32.654	4.682	25.112	16.491	6.381	36.601	16.665	15.235	10.352	6.175	3.441
			Elapsed	8.032	18.126	32.864	1:05.518	1:10.200	1:35.312	1:51.803	1:58.184	2:34.785	2:51.450	3:06.685	3:17.037	3:23.212	3:26.653
7	2	3:23.444	25:33.027	8.034	9.863	14.408	32.118	4.699	24.829	16.492	6.339	35.819	16.577	14.755	10.131	5.840	3.540
			Elapsed	8.034	17.897	32.305	1:04.423	1:09.122	1:33.951	1:50.443	1:56.782	2:32.601	2:49.178	3:03.933	3:14.064	3:19.904	3:23.444
8	2	3:24.946	28:57.973	8.073	9.764	14.370	32.045	4.725	24.894	16.406	6.363	36.120	16.919	14.981	10.623	6.183	3.480
			Elapsed	8.073	17.837	32.207	1:04.252	1:08.977	1:33.871	1:50.277	1:56.640	2:32.760	2:49.679	3:04.660	3:15.283	3:21.466	3:24.946
9	2	3:46.105 B	32:44.078	8.057	10.136	15.925	35.028	4.909	26.243	17.461	6.813	38.028	17.728	17.983	11.347		
			Elapsed	8.057	18.193	34.118	1:09.146	1:14.055	1:40.298	1:57.759	2:04.572	2:42.600	3:00.328	3:18.311	3:29.658		3:46.105

Lap	D	Time	Elapsed	SCL2	Z4	IP1	Z12	SCLC	A7-1	IP2	A8-1	SCLB	PORIN	POROUT	SCL1	FORDOUT	FL
35		Alpine Endurance Team		1.António FÉLIX DA COSTA			2.Charles MILESI			3.Ferdinand HABSBURG				Alpine A424			
1	3	4:41.226	4:41.226	42.676	15.816	18.333	37.897	4.881	27.917	18.083	11.207	38.722	17.735	15.897	14.990	13.620	3.452
			Elapsed	42.676	58.492	1:16.825	1:54.722	1:59.603	2:27.520	2:45.603	2:56.810	3:35.532	3:53.267	4:09.164	4:24.154	4:37.774	4:41.226
2	3	3:30.640	8:11.866	8.079	9.970	14.552	32.326	4.751	25.041	16.525	6.367	35.882	16.675	15.189	11.226	10.611	3.446
			Elapsed	8.079	18.049	32.601	1:04.927	1:09.678	1:34.719	1:51.244	1:57.611	2:33.493	2:50.168	3:05.357	3:16.583	3:27.194	3:30.640
3	3	3:24.309	11:36.175	8.078	9.621	14.356	32.348	4.764	25.131	16.536	6.390	35.813	16.660	14.963	10.204	5.941	3.504
			Elapsed	8.078	17.699	32.055	1:04.403	1:09.167	1:34.298	1:50.834	1:57.224	2:33.037	2:49.697	3:04.660	3:14.864	3:20.805	3:24.309
4	3	3:31.939 B	15:08.114	8.102	9.642	14.469	32.366	4.725	24.999	16.441	6.343	35.966	16.679	15.383	10.463		
			Elapsed	8.102	17.744	32.213	1:04.579	1:09.304	1:34.303	1:50.744	1:57.087	2:33.053	2:49.732	3:05.115	3:15.578		3:31.939
5	3	4:56.986	20:05.100	1:12.588	14.765	18.442	36.422	4.877	27.321	17.892	9.179	40.967	18.806	15.383	10.610	6.389	3.345
			Elapsed	1:12.588	1:27.353	1:45.795	2:22.217	2:27.094	2:54.415	3:12.307	3:21.486	4:02.453	4:21.259	4:36.642	4:47.252	4:53.641	4:56.986
6	3	3:23.651	23:28.751	8.025	9.802	14.452	32.182	4.735	24.989	16.415	6.332	35.642	16.658	14.902	10.113	5.911	3.493
			Elapsed	8.025	17.827	32.279	1:04.461	1:09.196	1:34.185	1:50.600	1:56.932	2:32.574	2:49.232	3:04.134	3:14.247	3:20.158	3:23.651
7	3	3:29.535	26:58.286	8.085	9.585	14.305	33.253	4.720	25.791	17.004	6.697	37.556	17.072	15.414	10.462	6.236	3.355
			Elapsed	8.085	17.670	31.975	1:05.228	1:09.948	1:35.739	1:52.743	1:59.440	2:36.996	2:54.068	3:09.482	3:19.944	3:26.180	3:29.535
8	3	3:23.135	30:21.421	8.035	9.569	14.354	32.222	4.753	25.047	16.531	6.326	35.623	16.556	14.808	10.014	5.760	3.537
			Elapsed	8.035	17.604	31.958	1:04.180	1:08.933	1:33.980	1:50.511	1:56.837	2:32.460	2:49.016	3:03.824	3:13.838	3:19.598	3:23.135





FIA WEC 94^e Edition des 24 Heures de Qualifying HYPERCAR

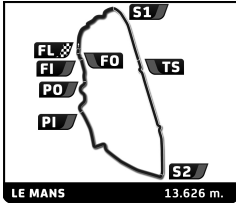


Section Analysis

■ Personal Best ■ Session Best B Crossing the pit lane

Lap	D	Time	Elapsed	SCL2	Z4	IP1	Z12	SCLC	A7-1	IP2	A8-1	SCLB	PORIN	POROUT	SCL1	FORDOUT	FL
36		Alpine Endurance Team		1. Frédéric MAKOWIECKI			2. Jules GOUNON			3. Victor MARTINS			Alpine A424				
1	1	5:04.046	5:04.046	1:16.325	16.636	21.141	37.573	5.100	27.273	17.991	6.928	38.571	17.512	17.229	11.519	6.737	3.511
			Elapsed	1:16.325	1:32.961	1:54.102	2:31.675	2:36.775	3:04.048	3:22.039	3:28.967	4:07.538	4:25.050	4:42.279	4:53.798	5:00.535	5:04.046
2	1	3:40.574	8:44.620	8.096	10.567	15.458	33.396	4.738	26.134	17.067	6.656	38.889	17.647	20.179	11.769	6.556	3.422
			Elapsed	8.096	18.663	34.121	1:07.517	1:12.255	1:38.389	1:55.456	2:02.112	2:41.001	2:58.648	3:18.827	3:30.596	3:37.152	3:40.574
3	1	3:25.975	12:10.595	8.066	9.743	14.736	32.517	4.728	25.241	16.635	6.366	36.122	16.681	15.189	10.366	6.105	3.480
			Elapsed	8.066	17.809	32.545	1:05.062	1:09.790	1:35.031	1:51.666	1:58.032	2:34.154	2:50.835	3:06.024	3:16.390	3:22.495	3:25.975
4	1	3:24.997	15:35.592	8.073	9.793	14.664	32.323	4.697	24.921	16.357	6.788	35.935	16.619	15.207	10.285	5.913	3.422
			Elapsed	8.073	17.866	32.530	1:04.853	1:09.550	1:34.471	1:50.828	1:57.616	2:33.551	2:50.170	3:05.377	3:15.662	3:21.575	3:24.997
5	1	3:38.159 B	19:13.751	8.043	10.848	15.484	33.172	4.794	25.831	16.891	6.517	36.603	16.835	15.894	10.857		3:38.159
			Elapsed	8.043	18.891	34.375	1:07.547	1:12.341	1:38.172	1:55.063	2:01.580	2:38.183	2:55.018	3:10.912	3:21.769		3:38.159
6	1	4:50.786	24:04.537	1:14.757	14.855	19.099	35.410	4.881	26.537	17.319	6.700	37.414	17.079	15.828	11.223	6.290	3.394
			Elapsed	1:14.757	1:29.612	1:48.711	2:24.121	2:29.002	2:55.539	3:12.858	3:19.558	3:56.972	4:14.051	4:29.879	4:41.102	4:47.392	4:50.786
7	1	3:24.832	27:29.369	8.038	9.655	14.587	32.405	4.737	25.098	16.578	6.394	35.986	16.690	14.956	10.358	5.917	3.433
			Elapsed	8.038	17.693	32.280	1:04.685	1:09.422	1:34.520	1:51.098	1:57.492	2:33.478	2:50.168	3:05.124	3:15.482	3:21.399	3:24.832
8	1	3:23.960	30:53.329	8.055	9.635	14.481	32.175	4.685	24.959	16.466	6.389	35.979	16.627	14.856	10.240	5.987	3.426
			Elapsed	8.055	17.690	32.171	1:04.346	1:09.031	1:33.990	1:50.456	1:56.845	2:32.824	2:49.451	3:04.307	3:14.547	3:20.534	3:23.960
38		Cadillac Hertz Team Jota		1. Sébastien BOURDAIS			2. Earl BAMBER			3. Jack AITKEN			Cadillac V-Series.R				
1	1	4:06.504	4:06.504	23.852	14.838	18.776	36.523	4.917	27.411	17.349	6.841	39.508	17.823	16.175	11.575	7.516	3.400
			Elapsed	23.852	38.690	57.466	1:33.989	1:38.906	2:06.317	2:23.666	2:30.507	3:10.015	3:27.838	3:44.013	3:55.588	4:03.104	4:06.504
2	1	3:26.441	7:32.945	8.045	9.891	14.576	32.222	4.727	25.154	16.553	6.404	36.873	16.718	15.386	10.454	6.018	3.420
			Elapsed	8.045	17.936	32.512	1:04.734	1:09.461	1:34.615	1:51.168	1:57.572	2:34.445	2:51.163	3:06.549	3:17.003	3:23.021	3:26.441
3	1	3:24.462	10:57.407	8.048	9.791	14.521	32.229	4.721	24.994	16.473	6.351	35.936	16.625	15.066	10.251	5.963	3.493
			Elapsed	8.048	17.839	32.360	1:04.589	1:09.310	1:34.304	1:50.777	1:57.128	2:33.064	2:49.689	3:04.755	3:15.006	3:20.969	3:24.462
4	1	3:33.415 B	14:30.822	8.082	9.903	14.612	32.557	4.729	25.094	16.482	6.428	36.038	16.675	15.892	10.513		3:33.415
			Elapsed	8.082	17.985	32.597	1:05.154	1:09.883	1:34.977	1:51.459	1:57.887	2:33.925	2:50.600	3:06.492	3:17.005		3:33.415
5	1	5:06.760	19:37.582	1:31.066	13.935	18.358	35.874	4.847	26.502	17.313	6.891	38.039	16.980	16.326	10.727	6.448	3.454
			Elapsed	1:31.066	1:45.001	2:03.359	2:39.233	2:44.080	3:10.582	3:27.895	3:34.786	4:12.825	4:29.805	4:46.131	4:56.858	5:03.306	5:06.760
6	1	3:27.801	23:05.383	8.040	10.118	15.023	33.085	4.701	25.458	16.637	6.489	36.370	16.694	15.330	10.331	6.109	3.416
			Elapsed	8.040	18.158	33.181	1:06.266	1:10.967	1:36.425	1:53.062	1:59.551	2:35.921	2:52.615	3:07.945	3:18.276	3:24.385	3:27.801
7	1	3:24.169	26:29.552	8.030	9.779	14.524	32.086	4.701	25.011	16.439	6.332	35.783	16.577	15.388	10.161	5.885	3.473
			Elapsed	8.030	17.809	32.333	1:04.419	1:09.120	1:34.131	1:50.570	1:56.902	2:32.685	2:49.262	3:04.650	3:14.811	3:20.696	3:24.169
8	1	3:23.485	29:53.037	8.060	9.640	14.479	32.104	4.738	24.930	16.430	6.370	35.759	16.553	14.942	10.106	5.908	3.466
			Elapsed	8.060	17.700	32.179	1:04.283	1:09.021	1:33.951	1:50.381	1:56.751	2:32.510	2:49.063	3:04.005	3:14.111	3:20.019	3:23.485
9	1	3:34.178 B	33:27.215	8.056	9.717	14.454	32.295	4.704	24.952	16.390	6.573	36.764	16.692	15.760	10.708		3:34.178
			Elapsed	8.056	17.773	32.227	1:04.522	1:09.226	1:34.178	1:50.568	1:57.141	2:33.905	2:50.597	3:06.357	3:17.065		3:34.178





FIA WEC 94^e Edition des 24 Heures d Qualifying HYPERCAR

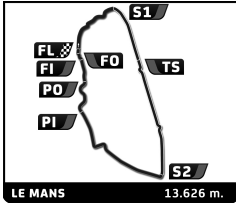


Section Analysis

■ Personal Best ■ Session Best ■ Crossing the pit lane

Lap	D	Time	Elapsed	SCL2	Z4	IP1	Z12	SCLC	A7-1	IP2	A8-1	SCLB	PORIN	POROUT	SCL1	FORDOUT	FL
50		Ferrari AF Corse		1. Antonio FUOCO			2. Nicklas NIELSEN			3. Miguel MOLINA			Ferrari 499P				
1	2	4:09.646	4:09.646	18.801	16.162	21.045	39.814	5.172	29.046	17.433	6.879	37.706	17.107	15.938	12.391	8.763	3.389
			Elapsed	18.801	34.963	56.008	1:35.822	1:40.994	2:10.040	2:27.473	2:34.352	3:12.058	3:29.165	3:45.103	3:57.494	4:06.257	4:09.646
2	2	3:26.418	7:36.064	8.097	10.093	14.449	32.452	4.748	25.019	16.627	6.352	35.847	16.635	14.986	10.268	7.417	3.428
			Elapsed	8.097	18.190	32.639	1:05.091	1:09.839	1:34.858	1:51.485	1:57.837	2:33.684	2:50.319	3:05.305	3:15.573	3:22.990	3:26.418
3	2	3:25.103	11:01.167	8.085	9.955	14.536	32.475	4.745	25.029	16.544	6.393	35.858	16.674	14.935	10.328	6.098	3.448
			Elapsed	8.085	18.040	32.576	1:05.051	1:09.796	1:34.825	1:51.369	1:57.762	2:33.620	2:50.294	3:05.229	3:15.557	3:21.655	3:25.103
4	2	3:36.441 B	14:37.608	8.100	10.221	14.719	33.321	4.714	25.642	16.818	6.620	36.415	16.796	15.795	10.854		
			Elapsed	8.100	18.321	33.040	1:06.361	1:11.075	1:36.717	1:53.535	2:00.155	2:36.570	2:53.366	3:09.161	3:20.015		3:36.441
5	2	5:13.895	19:51.503	1:35.272	15.474	19.291	36.760	4.911	27.519	17.188	6.634	37.296	16.896	15.506	11.021	6.747	3.380
			Elapsed	1:35.272	1:50.746	2:10.037	2:46.797	2:51.708	3:19.227	3:36.415	3:43.049	4:20.345	4:37.241	4:52.747	5:03.768	5:10.515	5:13.895
6	2	3:24.514	23:16.017	8.067	10.010	14.407	32.330	4.713	24.954	16.494	6.358	35.732	16.564	15.016	10.273	6.117	3.479
			Elapsed	8.067	18.077	32.484	1:04.814	1:09.527	1:34.481	1:50.975	1:57.333	2:33.065	2:49.629	3:04.645	3:14.918	3:21.035	3:24.514
7	2	3:26.084	26:42.101	8.068	9.985	14.653	32.425	4.739	24.997	16.443	6.716	36.039	16.653	15.115	10.510	6.263	3.478
			Elapsed	8.068	18.053	32.706	1:05.131	1:09.870	1:34.867	1:51.310	1:58.026	2:34.065	2:50.718	3:05.833	3:16.343	3:22.606	3:26.084
8	2	3:45.259 B	30:27.360	8.088	10.263	14.671	32.881	4.704	25.414	18.190	6.750	37.043	19.530	15.196	11.416		
			Elapsed	8.088	18.351	33.022	1:05.903	1:10.607	1:36.021	1:54.211	2:00.961	2:38.004	2:57.534	3:16.730	3:28.146		3:45.259
51		Ferrari AF Corse		1. Alessandro PIER GUIDI			2. James CALADO			3. Antonio GIOVINAZZI			Ferrari 499P				
1	1	5:09.433	5:09.433	1:19.089	15.982	21.971	37.557	4.983	27.117	17.471	7.090	37.830	17.307	16.409	16.131	7.012	3.484
			Elapsed	1:19.089	1:35.071	1:57.042	2:34.599	2:39.582	3:06.699	3:24.170	3:31.260	4:09.090	4:26.397	4:42.806	4:58.937	5:05.949	5:09.433
2	1	3:24.743	8:34.176	8.124	10.018	14.475	32.326	4.744	25.060	16.528	6.440	35.849	16.680	14.866	10.210	5.968	3.455
			Elapsed	8.124	18.142	32.617	1:04.943	1:09.687	1:34.747	1:51.275	1:57.715	2:33.564	2:50.244	3:05.110	3:15.320	3:21.288	3:24.743
3	1	3:25.133	11:59.309	8.110	9.833	14.527	32.324	4.758	25.131	16.498	6.388	36.086	16.697	14.933	10.371	6.030	3.447
			Elapsed	8.110	17.943	32.470	1:04.794	1:09.552	1:34.683	1:51.181	1:57.569	2:33.655	2:50.352	3:05.285	3:15.656	3:21.686	3:25.133
4	1	3:33.886 B	15:33.195	8.103	9.952	14.499	32.435	4.760	25.171	16.513	6.501	36.496	16.759	15.487	10.484		
			Elapsed	8.103	18.055	32.554	1:04.989	1:09.749	1:34.920	1:51.433	1:57.934	2:34.430	2:51.189	3:06.676	3:17.160		3:33.886
5	1	4:36.172	20:09.367	1:06.242	13.559	17.496	34.843	4.861	26.026	16.952	6.677	36.864	16.946	15.610	10.457	6.209	3.430
			Elapsed	1:06.242	1:19.801	1:37.297	2:12.140	2:17.001	2:43.027	2:59.979	3:06.656	3:43.520	4:00.466	4:16.076	4:26.533	4:32.742	4:36.172
6	1	3:32.977	23:42.344	8.075	9.893	14.430	33.008	4.886	26.652	16.978	6.796	37.972	17.572	16.098	10.628	6.561	3.428
			Elapsed	8.075	17.968	32.398	1:05.406	1:10.292	1:36.944	1:53.922	2:00.718	2:38.690	2:56.262	3:12.360	3:22.988	3:29.549	3:32.977
7	1	3:24.623	27:06.967	8.072	9.905	14.461	32.470	4.777	25.167	16.455	6.479	35.753	16.628	14.724	10.197	6.029	3.506
			Elapsed	8.072	17.977	32.438	1:04.908	1:09.685	1:34.852	1:51.307	1:57.786	2:33.539	2:50.167	3:04.891	3:15.088	3:21.117	3:24.623
8	1	4:39.075 B	31:46.042	8.107	9.857	14.554	46.950	7.011	38.274	22.093	7.724	48.378	22.070	20.588	14.676		
			Elapsed	8.107	17.964	32.518	1:19.468	1:26.479	2:04.753	2:26.846	2:34.570	3:22.948	3:45.018	4:05.606	4:20.282		4:39.075





FIA WEC 94^e Edition des 24 Heures d Qualifying HYPERCAR

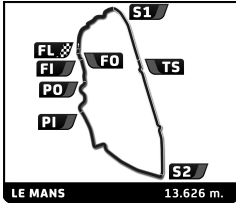


Section Analysis

■ Personal Best
 ■ Session Best
 ■ Crossing the pit lane

Lap	D	Time	Elapsed	SCL2	Z4	IP1	Z12	SCLC	A7-1	IP2	A8-1	SCLB	PORIN	POROUT	SCL1	FORDOUT	FL
83	AF Corse			1.Yifei YE				2.Robert KUBICA				3.Philip HANSON				Ferrari 499P	
1	3	4:12.666	4:12.666	20.381	15.946	20.375	40.446	5.030	28.524	17.856	6.886	37.864	17.229	16.389	12.621	9.634	3.485
			Elapsed	20.381	36.327	56.702	1:37.148	1:42.178	2:10.702	2:28.558	2:35.444	3:13.308	3:30.537	3:46.926	3:59.547	4:09.181	4:12.666
2	3	3:31.417	7:44.083	8.110	10.067	14.664	32.383	4.764	25.296	16.781	6.451	36.434	16.726	15.892	11.176	9.156	3.517
			Elapsed	8.110	18.177	32.841	1:05.224	1:09.988	1:35.284	1:52.065	1:58.516	2:34.950	2:51.676	3:07.568	3:18.744	3:27.900	3:31.417
3	3	3:25.767	11:09.850	8.109	10.032	14.616	32.450	4.760	25.085	16.561	6.436	36.056	16.704	15.185	10.204	6.051	3.518
			Elapsed	8.109	18.141	32.757	1:05.207	1:09.967	1:35.052	1:51.613	1:58.049	2:34.105	2:50.809	3:05.994	3:16.198	3:22.249	3:25.767
4	3	3:34.761 B	14:44.611	8.125	10.183	14.654	32.674	4.753	25.350	16.751	6.558	36.464	16.765	15.533	10.565		
			Elapsed	8.125	18.308	32.962	1:05.636	1:10.389	1:35.739	1:52.490	1:59.048	2:35.512	2:52.277	3:07.810	3:18.375		3:34.761
5	3	4:59.431	19:44.042	1:24.078	13.332	17.496	36.142	4.865	26.355	17.170	6.734	37.281	17.134	16.290	10.743	8.337	3.474
			Elapsed	1:24.078	1:37.410	1:54.906	2:31.048	2:35.913	3:02.268	3:19.438	3:26.172	4:03.453	4:20.587	4:36.877	4:47.620	4:55.957	4:59.431
6	3	3:29.010	23:13.052	8.095	9.845	15.649	33.750	4.720	25.312	16.658	6.467	36.210	16.693	15.566	10.399	6.179	3.467
			Elapsed	8.095	17.940	33.589	1:07.339	1:12.059	1:37.371	1:54.029	2:00.496	2:36.706	2:53.399	3:08.965	3:19.364	3:25.543	3:29.010
7	3	3:25.495	26:38.547	8.094	9.844	15.057	32.570	4.753	25.048	16.557	6.449	35.791	16.630	15.019	10.190	5.984	3.509
			Elapsed	8.094	17.938	32.995	1:05.565	1:10.318	1:35.366	1:51.923	1:58.372	2:34.163	2:50.793	3:05.812	3:16.002	3:21.986	3:25.495
8	3	4:43.271 B	31:21.818	8.112	9.873	14.400	32.371	4.756	27.277	24.525	8.474	1:03.950	34.205	22.743	14.880		
			Elapsed	8.112	17.985	32.385	1:04.756	1:09.512	1:36.789	2:01.314	2:09.788	3:13.738	3:47.943	4:10.686	4:25.566		4:43.271
93	Peugeot Totalenergies			1.Paul DI RESTA				2.Stoffel VANDOORNE				3.Nick CASSIDY				Peugeot 9X8	
1	2	5:00.289	5:00.289	1:13.751	14.982	20.146	39.541			17.797	7.088	39.110	17.522	16.689	10.857	6.639	3.579
			Elapsed	1:13.751	1:28.733	1:48.879	2:28.420		3:01.008	3:18.805	3:25.893	4:05.003	4:22.525	4:39.214	4:50.071	4:56.710	5:00.289
2	2	3:39.721	8:40.010	8.238	10.614	15.407	34.474	4.806	25.958	17.010	6.854	38.415	19.244	17.403	11.309	6.542	3.447
			Elapsed	8.238	18.852	34.259	1:08.733	1:13.539	1:39.497	1:56.507	2:03.361	2:41.776	3:01.020	3:18.423	3:29.732	3:36.274	3:39.721
3	2	3:28.293	12:08.303	8.070	9.986	14.722	32.350			16.683	6.782	36.104	16.737	15.260	10.552	6.587	3.464
			Elapsed	8.070	18.056	32.778	1:05.128		1:36.124	1:52.807	1:59.589	2:35.693	2:52.430	3:07.690	3:18.242	3:24.829	3:28.293
4	2	3:25.018	15:33.321	8.082	10.048	14.502	32.317	4.719	25.003	16.466	6.411	35.929	16.672	15.009	10.326	6.075	3.459
			Elapsed	8.082	18.130	32.632	1:04.949	1:09.668	1:34.671	1:51.137	1:57.548	2:33.477	2:50.149	3:05.158	3:15.484	3:21.559	3:25.018
5	2	3:34.615 B	19:07.936	8.078	10.041	14.678	32.667	4.689	25.426	16.739	6.580	36.484	16.847	15.747	10.583		
			Elapsed	8.078	18.119	32.797	1:05.464	1:10.153	1:35.579	1:52.318	1:58.898	2:35.382	2:52.229	3:07.976	3:18.559		3:34.615
6	2	4:30.993	23:38.929	46.914	15.107	19.012	37.279	4.898	26.654	19.988	7.244	39.199	17.225	16.560	10.659	6.555	3.699
			Elapsed	46.914	1:02.021	1:21.033	1:58.312	2:03.210	2:29.864	2:49.852	2:57.096	3:36.295	3:53.520	4:10.080	4:20.739	4:27.294	4:30.993
7	2	3:38.160	27:17.089	8.262	10.686	15.347	36.683	4.806	25.771	16.942	6.821	37.282	17.457	16.699	11.217	6.723	3.464
			Elapsed	8.262	18.948	34.295	1:10.978	1:15.784	1:41.555	1:58.497	2:05.318	2:42.600	3:00.057	3:16.756	3:27.973	3:34.696	3:38.160
8	2	3:24.978	30:42.067	8.084	9.915	14.579	32.346	4.738	25.058	16.466	6.414	35.845	16.638	15.060	10.235	6.156	3.444
			Elapsed	8.084	17.999	32.578	1:04.924	1:09.662	1:34.720	1:51.186	1:57.600	2:33.445	2:50.083	3:05.143	3:15.378	3:21.534	3:24.978





FIA WEC 94^e Edition des 24 Heures d Qualifying HYPERCAR



Section Analysis

■ Personal Best ■ Session Best B Crossing the pit lane

Lap	D	Time	Elapsed	SCL2	Z4	IP1	Z12	SCLC	A7-1	IP2	A8-1	SCLB	PORIN	POROUT	SCL1	FORDOUT	FL
94		Peugeot Totalenergies			1.Loïc DUVAL			2.Malthe JAKOBSEN			3.Théo POURCHAIRE			Peugeot 9X8			
1	2	4:35.456	4:35.456	27.811	16.020	20.213	37.889	4.878	27.472	17.786	7.065	41.336	17.433	20.604	19.181	14.263	3.505
			Elapsed	27.811	43.831	1:04.044	1:41.933	1:46.811	2:14.283	2:32.069	2:39.134	3:20.470	3:37.903	3:58.507	4:17.688	4:31.951	4:35.456
2	2	3:30.345	8:05.801	8.129	10.410	14.837	32.524	4.753	25.347	16.846	6.445	37.069	18.122	15.560	10.460	6.395	3.448
			Elapsed	8.129	18.539	33.376	1:05.900	1:10.653	1:36.000	1:52.846	1:59.291	2:36.360	2:54.482	3:10.042	3:20.502	3:26.897	3:30.345
3	2	3:26.348	11:32.149	8.058	9.893	14.575	32.526	4.805	25.295	16.632	6.434	36.060	16.751	15.314	10.399	6.079	3.527
			Elapsed	8.058	17.951	32.526	1:05.052	1:09.857	1:35.152	1:51.784	1:58.218	2:34.278	2:51.029	3:06.343	3:16.742	3:22.821	3:26.348
4	2	3:26.778	14:58.927	8.107	9.884	14.503	32.962	4.812	25.207	16.584	6.462	35.937	16.796	15.443	10.347	6.120	3.614
			Elapsed	8.107	17.991	32.494	1:05.456	1:10.268	1:35.475	1:52.059	1:58.521	2:34.458	2:51.254	3:06.697	3:17.044	3:23.164	3:26.778
5	2	3:34.114 B	18:33.041	8.170	10.017	14.620	32.721	4.796	25.328	16.589	6.464	36.205	16.846	15.788	10.608		3:34.114
			Elapsed	8.170	18.187	32.807	1:05.528	1:10.324	1:35.652	1:52.241	1:58.705	2:34.910	2:51.756	3:07.544	3:18.152		3:34.114
6	2	5:01.488	23:34.529	1:04.719	16.324	25.188	39.939	5.065	30.150	18.421	6.948	40.385	17.172	16.201	10.816	6.574	3.586
			Elapsed	1:04.719	1:21.043	1:46.231	2:26.170	2:31.235	3:01.385	3:19.806	3:26.754	4:07.139	4:24.311	4:40.512	4:51.328	4:57.902	5:01.488
7	2	3:36.163	27:10.692	8.209	10.897	15.627	34.063	4.771	25.672	16.916	6.605	37.644	20.125	15.410	10.585	6.193	3.446
			Elapsed	8.209	19.106	34.733	1:08.796	1:13.567	1:39.239	1:56.155	2:02.760	2:40.404	3:00.529	3:15.939	3:26.524	3:32.717	3:36.163
8	2	3:25.660	30:36.352	8.047	9.798	14.493	32.523	4.769	25.141	16.594	6.428	35.948	16.721	15.229	10.365	6.044	3.560
			Elapsed	8.047	17.845	32.338	1:04.861	1:09.630	1:34.771	1:51.365	1:57.793	2:33.741	2:50.462	3:05.691	3:16.056	3:22.100	3:25.660

Lap	D	Time	Elapsed	SCL2	Z4	IP1	Z12	SCLC	A7-1	IP2	A8-1	SCLB	PORIN	POROUT	SCL1	FORDOUT	FL
101		Cadillac WTR			1.Ricky TAYLOR			2.Jordan TAYLOR			3.Filipe ALBUQUERQUE			Cadillac V-Series.R			
1	2	4:17.384	4:17.384	25.242	16.389	19.924	37.184	4.875	27.652	17.983	6.930	38.894	17.460	16.815	13.978	10.561	3.497
			Elapsed	25.242	41.631	1:01.555	1:38.739	1:43.614	2:11.266	2:29.249	2:36.179	3:15.073	3:32.533	3:49.348	4:03.326	4:13.887	4:17.384
2	2	3:25.122	7:42.506	8.047	10.044	14.725	32.303	4.709	24.966	16.455	6.335	35.910	16.604	15.252	10.282	6.080	3.410
			Elapsed	8.047	18.091	32.816	1:05.119	1:09.828	1:34.794	1:51.249	1:57.584	2:33.494	2:50.098	3:05.350	3:15.632	3:21.712	3:25.122
3	2	3:24.428	11:06.934	8.023	9.869	14.484	32.373	4.712	24.946	16.455	6.311	35.836	16.649	15.121	10.207	5.952	3.490
			Elapsed	8.023	17.892	32.376	1:04.749	1:09.461	1:34.407	1:50.862	1:57.173	2:33.009	2:49.658	3:04.779	3:14.986	3:20.938	3:24.428
4	2	3:31.657 B	14:38.591	8.039	9.756	14.573	32.359	4.698	24.860	16.449	6.303	35.834	16.594	15.321	10.679		3:31.657
			Elapsed	8.039	17.795	32.368	1:04.727	1:09.425	1:34.285	1:50.734	1:57.037	2:32.871	2:49.465	3:04.786	3:15.465		3:31.657
5	2	5:03.213	19:41.804	1:26.814	14.429	18.752	35.668	4.837	26.277	17.331	6.752	37.631	17.139	16.259	10.736	7.135	3.453
			Elapsed	1:26.814	1:41.243	1:59.995	2:35.663	2:40.500	3:06.777	3:24.108	3:30.860	4:08.491	4:25.630	4:41.889	4:52.625	4:59.760	5:03.213
6	2	3:28.634	23:10.438	8.025	9.968	17.488	32.993	4.719	25.105	16.529	6.312	36.062	16.609	15.139	10.207	6.031	3.447
			Elapsed	8.025	17.993	35.481	1:08.474	1:13.193	1:38.298	1:54.827	2:01.139	2:37.201	2:53.810	3:08.949	3:19.156	3:25.187	3:28.634
7	2	3:23.323	26:33.761	8.018	9.676	14.443	32.198	4.691	24.850	16.466	6.281	35.677	16.561	14.935	10.181	5.827	3.519
			Elapsed	8.018	17.694	32.137	1:04.335	1:09.026	1:33.876	1:50.342	1:56.623	2:32.300	2:48.861	3:03.796	3:13.977	3:19.804	3:23.323
8	2	3:24.962	29:58.723	8.055	9.657	14.502	32.353	4.693	25.325	16.633	6.352	35.950	16.571	15.143	10.293	5.958	3.477
			Elapsed	8.055	17.712	32.214	1:04.567	1:09.260	1:34.585	1:51.218	1:57.570	2:33.520	2:50.091	3:05.234	3:15.527	3:21.485	3:24.962
9	2	3:34.001 B	33:32.724	8.036	9.659	14.422	32.179	4.710	24.909	16.425	6.342	35.819	16.613	17.155	11.353		3:34.001
			Elapsed	8.036	17.695	32.117	1:04.296	1:09.006	1:33.915	1:50.340	1:56.682	2:32.501	2:49.114	3:06.269	3:17.622		3:34.001

