

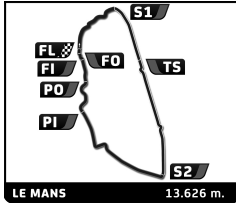
FIA WEC
94^e Edition des 24 Heures du Mans
Free Practice 2



Sector Analysis

Lap under Red Flag Invalidated Lap Personal Best Session Best Crossing the pit lane

Lap	D	Time	Sector 1	Sector 2	Sector 3	T. Spd	Elapsed	Lap	D	Time	Sector 1	Sector 2	Sector 3	T. Spd	Elapsed	
2	TF Sport 1.Prince Jefri IBRAHIM 3.Ben GREEN 2.Lorcan HANAFIN Corvette Z06 LMGT3.R LMGT3							22	1	4:00.306	37.957	1:29.426	1:52.923	305.4	1:51:14.258	
	23	1	4:01.314	37.018	1:32.205	1:52.091	317.9	1:55:15.572								
	24	1	3:59.019	38.880	1:29.451	1:50.688	308.9	1:59:14.591								
	25	1	3:55.470	37.454	1:29.723	1:48.293	305.4	2:03:10.061								
	1	3	4:45.016	1:18.071	1:34.435	1:52.510	285.4	4:45.016								
	2	3	5:08.777	38.257	1:32.234	2:58.286	293.0	9:53.793								
	3	3	4:45.669	37.079	1:31.374	2:37.216	286.9	14:39.462								
	4	3	4:24.011	1:00.818	1:32.289	1:50.904	275.9	19:03.473								
	5	3	4:06.705	B	37.175	1:32.121	1:57.409	273.2	23:10.178							
	6	3	9:44.949	B	6:17.600	1:32.292	1:55.057	267.8	32:55.127							
	7	1	5:52.472	2:18.456	1:35.544	1:58.472	283.9	38:47.599								
	8	1	4:16.883	41.513	1:34.546	2:00.824	287.6	43:04.482								
	9	1	4:39.568	1:08.800	1:34.732	1:56.036	289.1	47:44.050								
	10	1	4:08.401	39.738	1:33.760	1:54.903	285.4	51:52.451								
	11	1	4:16.239	B	39.022	1:33.971	2:03.246	286.9	56:08.690							
	12	2	5:22.141	1:57.163	1:32.918	1:52.060	286.9	1:01:30.831								
	13	2	3:57.854	37.509	1:31.760	1:48.585	286.9	1:05:28.685								
	14	2	3:58.161	37.648	1:31.357	1:49.156	288.4	1:09:26.846								
	15	2	3:59.576	37.571	1:32.027	1:49.978	287.6	1:13:26.422								
	16	2	4:02.468	B	37.171	1:30.898	1:54.399	293.0	1:17:28.890							
	17	3	5:16.076	1:53.705	1:32.191	1:50.180	286.9	1:22:44.966								
	18	3	4:00.332	38.150	1:32.061	1:50.121	285.4	1:26:45.298								
	19	3	4:56.735	37.424	1:31.391	2:47.920	286.9	1:31:42.033								
	20	3	5:18.122	1:25.348	2:02.885	1:49.889	262.0	1:37:00.155								
	21	3	4:06.082	B	37.330	1:31.112	1:57.640	288.4	1:41:06.237							
	22	1	5:47.389	2:14.406	1:37.563	1:55.420	280.9	1:46:53.626								
	23	1	4:09.619	39.849	1:34.084	1:55.686	286.1	1:51:03.245								
24	1	4:17.459	39.237	1:43.605	1:54.617	285.4	1:55:20.704									
25	1	4:07.802	39.007	1:34.338	1:54.457	284.6	1:59:28.506									
26	1	4:15.212 B	39.174	1:35.655	2:00.383	285.4	2:03:43.718									
3	DKR Engineering 1.John FARANO 3.Renger VAN DER ZANDE 2.Sebastian ALVAREZ Oreca 07 - Gibson LMP2 P/A							22	1	4:00.306	37.957	1:29.426	1:52.923	305.4	1:51:14.258	
	23	1	4:01.314	37.018	1:32.205	1:52.091	317.9	1:55:15.572								
	24	1	3:59.019	38.880	1:29.451	1:50.688	308.9	1:59:14.591								
	25	1	3:55.470	37.454	1:29.723	1:48.293	305.4	2:03:10.061								
	1	3	7:56.641	4:05.202	1:31.347	2:20.092	258.2	7:56.641								
	2	3	4:51.527	35.353	1:24.709	2:51.465	314.2	12:48.168								
	3	3	5:04.340	46.316	2:36.172	1:41.852	78.7	17:52.508								
	4	3	3:41.917	34.769	1:23.755	1:43.393	323.6	21:34.425								
	5	3	3:42.367	34.394	1:24.204	1:43.769	316.0	25:16.792								
	6	3	3:38.243	34.288	1:24.363	1:39.592	317.9	28:55.035								
	7	3	3:44.542	B	34.224	1:23.754	1:46.564	316.0	32:39.577							
	8	3	9:19.196	6:10.114	1:25.293	1:43.789	313.3	41:58.773								
	9	3	4:12.341	1:05.188	1:25.176	1:41.977	316.0	46:11.114								
	10	3	3:40.497	34.453	1:25.538	1:40.506	318.8	49:51.611								
	11	3	3:46.270	B	34.903	1:24.543	1:46.824	314.2	53:37.881							
	12	3	6:42.654	3:34.978	1:25.753	1:41.923	314.2	1:00:20.535								
	13	3	3:40.489	34.221	1:24.512	1:41.756	313.3	1:04:01.024								
	14	3	3:59.303	B	34.535	1:24.864	1:59.904	316.0	1:08:00.327							
	15	2	5:44.600	2:24.530	1:33.806	1:46.264	298.7	1:13:44.927								
	16	2	3:43.045	35.338	1:25.885	1:41.822	310.6	1:17:27.972								
	17	2	3:40.279	34.829	1:24.550	1:40.900	317.9	1:21:08.251								
	18	2	3:48.037	B	34.557	1:25.765	1:47.715	316.0	1:24:56.288							
	19	2	12:25.797	9:14.723	1:28.207	1:42.867	283.1	1:37:22.085								
	20	2	3:52.715	B	34.857	1:25.870	1:51.988	317.9	1:41:14.800							
	21	1	5:59.152	2:22.327	1:41.521	1:55.304	291.5	1:47:13.952								
	007	Aston Martin Thor Team 1.Harry TINCKNELL 3.Ross GUNN 2.Tom GAMBLE Aston Martin Valkyrie HYPERCAR							22	1	4:00.306	37.957	1:29.426	1:52.923	305.4	1:51:14.258
		23	1	4:01.314	37.018	1:32.205	1:52.091	317.9	1:55:15.572							
24		1	3:59.019	38.880	1:29.451	1:50.688	308.9	1:59:14.591								
25		1	3:55.470	37.454	1:29.723	1:48.293	305.4	2:03:10.061								
1		1	4:42.864	1:35.673	1:26.791	1:40.400	273.2	4:42.864								
2		1	4:44.767	33.620	1:19.625	2:51.522	337.6	9:27.631								
3		1	4:03.410	32.580	1:19.353	2:11.477	336.6	13:31.041								
4		1	4:41.283	1:24.827	1:37.759	1:38.697	313.3	18:12.324								
5		1	3:36.024	B	32.363	1:18.818	1:44.843	337.6	21:48.348							
6		3	4:45.125	1:44.626	1:20.785	1:39.714	337.6	26:33.473								
7		3	3:28.089	32.987	1:19.362	1:35.740	335.6	30:01.562								
8		3	3:26.935	32.756	1:19.199	1:34.980	335.6	33:28.497								
9		3	3:32.589	36.155	1:20.415	1:36.019	336.6	37:01.086								
10	3	3:40.507	B	32.806	1:19.101	1:48.600	337.6	40:41.593								
11	2	5:15.338	2:14.252	1:21.021	1:40.065	338.7	45:56.931									
12	2	4:26.932 B	35.836	1:20.257	2:30.839	332.5	50:23.863									
13	2	6:39.806	3:37.615	1:23.523	1:38.668	320.7	57:03.669									



FIA WEC
94^e Edition des 24 Heures du Mans
Free Practice 2



Sector Analysis

Lap under Red Flag Invalidated Lap Personal Best Session Best Crossing the pit lane

Lap	D	Time	Sector 1	Sector 2	Sector 3	T. Spd	Elapsed	Lap	D	Time	Sector 1	Sector 2	Sector 3	T. Spd	Elapsed
14	2	3:31.581	33.769	1:20.318	1:37.494	340.8	1:00:35.250	8	2	3:41.665	32.645	1:19.129	1:49.891	341.9	35:39.868
15	2	3:31.296	34.264	1:21.190	1:35.842	311.5	1:04:06.546	9	2	3:30.650	32.764	1:19.830	1:38.056	312.4	39:10.518
16	2	3:28.810	32.996	1:20.329	1:35.485	317.9	1:07:35.356	10	2	3:30.146	32.778	1:19.184	1:38.184	340.8	42:40.664
17	2	3:30.317	33.069	1:20.364	1:36.884	315.1	1:11:05.673	11	2	3:59.355	1:04.711	1:19.670	1:34.974	337.6	46:40.019
18	2	3:36.575	33.344	1:19.824	1:43.407	335.6	1:14:42.248	12	2	3:46.710 3:26.912	32.684	1:30.014 1:18.660	1:44.012	337.6	50:26.729
19	1	12:58.775	9:57.891	1:23.457	1:37.427	330.5	1:27:41.023	13	3	4:55.824	1:57.987	1:20.324	1:37.513	337.6	55:22.553
20	1	5:22.919	32.965	1:20.543	3:29.411	316.0	1:33:03.942	14	3	3:34.779	32.888	1:19.719	1:42.172	339.7	58:57.332
21	1	4:01.371	1:01.119	1:22.798	1:37.454	314.2	1:37:05.313	15	3	4:12.269	1:14.125	1:19.769	1:38.375	340.8	1:03:09.601
22	1	3:31.040	33.058	1:20.674	1:37.308	313.3	1:40:36.353	16	3	3:26.912	32.348	1:18.660	1:35.904	343.0	1:06:36.513
23	1	3:31.979	34.381	1:20.593	1:37.005	338.7	1:44:08.332	17	3	3:27.837	32.491	1:19.298	1:36.048	341.9	1:10:04.350
24	1	3:56.017	57.992	1:22.812	1:35.213	331.5	1:48:04.349	18	3	3:28.579	33.672	1:19.556	1:35.351	340.8	1:13:32.929
25	1	3:28.508	32.895	1:19.659	1:35.954	316.0	1:51:32.857	19	3	3:27.832	32.745	1:19.416	1:35.671	343.0	1:17:00.761
26	1	3:29.325	32.951	1:19.596	1:36.778	312.4	1:55:02.182	20	3	3:27.391	33.264	1:19.329	1:34.798	343.0	1:20:28.152
27	1	3:27.816	32.607	1:19.478	1:35.731	317.0	1:58:29.998	21	3	3:27.611	32.705	1:19.147	1:35.759	339.7	1:23:55.763
28	1	3:28.810	33.183	1:19.780	1:35.847	313.3	2:01:58.808	22	3	3:28.877	32.923	1:19.769	1:36.185	336.6	1:27:24.640

7 **Toyota Racing** Toyota TR010 Hybrid
1. Mike CONWAY 3. Nyck DE VRIES HYPERCAR
2. Kamui KOBAYASHI

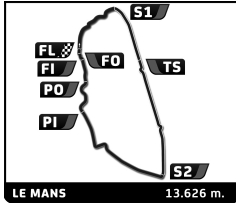
1	3	3:49.613	46.306	1:22.752	1:40.555	332.5	3:49.613
2	3	5:26.129	1:14.927	1:19.664	2:51.538	339.7	9:15.742
3	3	4:11.625	32.670	1:19.105	2:19.850	339.7	13:27.367
4	3	4:47.458	1:26.580	1:39.066	1:41.812	326.5	18:14.825
5	3	25:19.069	...	1:20.772	1:37.281	335.6	43:33.894
6	3	3:58.954	1:03.765	1:19.794	1:35.395	339.7	47:32.848
7	3	3:29.013	33.528	1:20.213	1:35.272	340.8	51:01.861
8	3	3:32.923	32.750	1:19.175	1:40.998	340.8	54:34.784
9	1	4:47.184	1:49.317	1:20.493	1:37.374	340.8	59:21.968
10	1	3:30.633	33.567	1:20.191	1:36.875	343.0	1:02:52.601
11	1	3:30.200	34.552	1:20.369	1:35.279	322.6	1:06:22.801
12	1	3:28.603	32.904	1:20.441	1:35.258	330.5	1:09:51.404
13	1	3:38.198	33.630	1:20.904	1:43.664	336.6	1:13:29.602
14	1	4:42.960	1:44.263	1:19.899	1:38.798	341.9	1:18:12.562
15	1	3:31.553	33.421	1:20.256	1:37.876	341.9	1:21:44.115
16	1	3:29.498	32.762	1:19.637	1:37.099	340.8	1:25:13.613
17	1	3:36.170	33.539	1:20.314	1:42.317	338.7	1:28:49.783
18	2	7:23.540	2:52.922	2:51.568	1:39.050	80.5	1:36:13.323
19	2	3:31.657	33.050	1:19.674	1:38.927	335.6	1:39:44.974
20	2	3:30.587	32.936	1:20.063	1:37.588	335.6	1:43:15.561
21	2	3:56.187	57.129	1:23.270	1:35.788	333.5	1:47:11.748
22	2	3:28.426	32.848	1:19.564	1:36.014	338.7	1:50:40.174
23	2	3:26.503	32.545	1:18.908	1:35.050	337.6	1:54:06.677
24	2	3:26.239	32.516	1:18.838	1:34.885	338.7	1:57:32.916
25	2	3:26.096	32.610	1:18.670	1:34.816	339.7	2:00:59.012

8 **Toyota Racing** Toyota TR010 Hybrid
1. Sébastien BUEMI 3. Ryo HIRAKAWA HYPERCAR
2. Brendon HARTLEY

1	2	3:55.248	49.458	1:22.329	1:43.461	332.5	3:55.248
2	2	4:27.009	32.970	1:19.033	2:35.006	338.7	8:22.257
3	2	4:35.997	32.390	1:18.868	2:44.739	337.6	12:58.254
4	2	4:52.672	54.880	2:22.696	1:35.096	110.6	17:50.926
5	2	3:27.145	32.293	1:19.592	1:35.260	330.5	21:18.071
6	2	3:34.967	32.493	1:19.027	1:43.447	340.8	24:53.038
7	2	7:05.165	4:09.297	1:19.239	1:36.629	340.8	31:58.203

009 **Aston Martin Thor Team** Aston Martin Valkyrie
1. Alex RIBERAS 3. Roman DE ANGELIS HYPERCAR
2. Marco SØRENSEN

1	2	6:47.330	3:39.466	1:25.292	1:42.572	325.5	6:47.330
2	2	4:44.659	33.334	1:20.909	2:50.416	333.5	11:31.989
3	2	5:01.807	33.502	1:59.168	2:29.137	334.5	16:33.796
4	2	3:38.454	33.356	1:19.270	1:45.828	335.6	20:12.250
5	2	3:37.450	32.486	1:19.411	1:45.553	336.6	23:49.700
6	3	6:27.392	3:31.324	1:20.356	1:35.712	337.6	30:17.092
7	3	3:29.780	33.193	1:20.138	1:36.449	344.1	33:46.872
8	3	3:30.073	33.606	1:19.660	1:36.807	341.9	37:16.945
9	3	3:27.466	32.983	1:19.426	1:35.057	320.7	40:44.411
10	3	3:37.245	34.435	1:19.993	1:42.817	340.8	44:21.656
11	1	5:11.223	2:10.828	1:21.420	1:38.975	333.5	49:32.879
12	1	3:31.995	33.483	1:20.297	1:38.215	335.6	53:04.874
13	1	3:32.046	33.855	1:19.790	1:38.401	338.7	56:36.920
14	1	3:31.118	33.807	1:21.240	1:36.071	304.5	1:00:08.038
15	1	3:30.050	33.804	1:20.333	1:35.913	334.5	1:03:38.088
16	1	3:29.361	33.236	1:20.036	1:36.089	337.6	1:07:07.449
17	1	3:35.025	33.248	1:19.793	1:41.984	333.5	1:10:42.474
18	2	4:48.915	1:49.378	1:22.793	1:36.744	326.5	1:15:31.389
19	2	3:29.377	32.915	1:19.736	1:36.726	335.6	1:19:00.766
20	2	3:31.475	35.314	1:20.139	1:36.022	333.5	1:22:32.241
21	2	3:28.960	33.070	1:20.441	1:35.449	336.6	1:26:01.201
22	2	3:27.845	33.105	1:19.731	1:35.009	333.5	1:29:29.046
23	2	6:17.399	33.641	3:58.394	1:45.364	80.7	1:35:46.445
24	3	4:36.765	1:37.821	1:20.891	1:38.053	334.5	1:40:23.210
25	3	3:31.325	34.894	1:21.338	1:35.093	333.5	1:43:54.535
26	3	3:57.556	58.678	1:22.409	1:36.469	331.5	1:47:52.091



FIA WEC
94^e Edition des 24 Heures du Mans
Free Practice 2

Sector Analysis



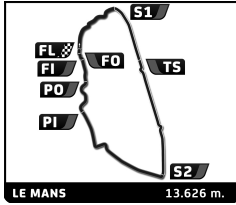
Lap under Red Flag Invalidated Lap Personal Best Session Best Crossing the pit lane

Lap	D	Time	Sector 1	Sector 2	Sector 3	T. Spd	Elapsed	Lap	D	Time	Sector 1	Sector 2	Sector 3	T. Spd	Elapsed
27	3	3:27.802	33.037	1:19.948	1:34.817	335.6	1:51:19.893	17	2	3:57.532	37.209	1:31.883	1:48.440	283.9	1:23:12.728
28	3	3:30.677	34.185	1:21.124	1:35.368	331.5	1:54:50.570	18	2	3:57.957	37.678	1:31.622	1:48.657	285.4	1:27:10.685
29	3	3:30.386	33.313	1:20.579	1:36.494	318.8	1:58:20.956	19	2	5:34.564	37.114	1:31.497	3:25.953	286.1	1:32:45.249
30	3	3:30.295	33.313	1:19.915	1:37.057	317.0	2:01:51.241	20	2	4:43.212 B	1:15.179	1:32.585	1:55.448	282.4	1:37:28.461
								21	3	5:10.016	1:48.153	1:32.457	1:49.406	285.4	1:42:38.477
								22	3	4:31.152 B	1:00.967	1:35.221	1:54.964	280.9	1:47:09.629

9		Proton Competition		Oreca 07 - Gibson			
		1. Jonas RIED	3. Harry KING	LMP2			
		2. Kakunoshin OHTA					
1	2	4:51.728	1:36.615	1:30.045	1:45.068	289.1	4:51.728
2	2	4:57.337	35.323	1:27.868	2:54.146	265.8	9:49.065
3	2	4:30.566	34.847	1:26.501	2:29.218	317.0	14:19.631
4	2	4:15.317	1:10.078	1:25.008	1:40.231	304.5	18:34.948
5	2	3:46.791 B	34.451	1:23.658	1:48.682	317.9	22:21.739
6	3	5:19.276	2:13.611	1:25.040	1:40.625	315.1	27:41.015
7	3	3:39.275	34.794	1:24.471	1:40.010	319.8	31:20.290
8	3	3:38.311	34.740	1:24.470	1:39.101	316.0	34:58.601
9	3	3:37.510	34.582	1:23.828	1:39.100	318.8	38:36.111
10	3	3:37.208	34.068	1:23.339	1:39.801	317.0	42:13.319
11	3	4:14.231 B	1:04.018	1:24.085	1:46.128	318.8	46:27.550
12	1	15:02.543	...	1:30.966	1:48.310	272.5	1:01:30.093
13	1	3:45.547	36.310	1:26.582	1:42.655	314.2	1:05:15.640
14	1	3:43.271	35.334	1:25.251	1:42.686	320.7	1:08:58.911
15	1	3:43.798	34.991	1:25.166	1:43.641	321.7	1:12:42.709
16	1	3:41.036	34.720	1:25.157	1:41.159	316.0	1:16:23.745
17	1	3:47.627 B	34.613	1:24.020	1:48.994	320.7	1:20:11.372
18	2	4:49.999	1:43.106	1:25.492	1:41.401	317.0	1:25:01.371
19	2	3:39.071	34.876	1:24.333	1:39.862	319.8	1:28:40.442
20	2	6:12.463	36.398	2:45.552	2:50.513	320.7	1:34:52.905
21	2	3:38.089	34.479	1:23.867	1:39.743	316.0	1:38:30.994
22	2	3:36.272	34.156	1:23.251	1:38.865	318.8	1:42:07.266
23	2	4:11.508 B	58.750	1:26.077	1:46.681	317.0	1:46:18.774
24	3	5:17.803	2:13.503	1:24.283	1:40.017	317.0	1:51:36.577
25	3	3:39.435	34.585	1:25.014	1:39.836	317.0	1:55:16.012
26	3	3:38.593	35.237	1:23.883	1:39.473	319.8	1:58:54.605
27	3	3:40.452	34.428	1:24.504	1:41.520	319.8	2:02:35.057

10		Garage 59		McLaren 720S LMG3 Evo			
		1. Antares AU	3. Marvin KIRCHHÖFER	LMGT3			
		2. Thomas FLEMING					
1	3	10:41.939	6:00.709	1:34.487	3:06.743	283.9	10:41.939
2	3	5:10.637	36.964	1:31.151	3:02.522	286.1	15:52.576
3	3	3:55.571	36.929	1:30.848	1:47.794	285.4	19:48.147
4	3	4:04.033 B	36.749	1:30.476	1:56.808	288.4	23:52.180
5	1	8:08.298	4:37.741	1:34.762	1:55.795	283.1	32:00.478
6	1	4:04.423	38.528	1:32.865	1:53.030	287.6	36:04.901
7	1	4:02.809	38.198	1:32.587	1:52.024	286.1	40:07.710
8	1	4:10.533 B	39.183	1:32.773	1:58.577	283.9	44:18.243
9	1	4:32.464	1:07.839	1:33.372	1:51.253	283.9	48:50.707
10	1	4:02.112	37.826	1:32.708	1:51.578	288.4	52:52.819
11	1	4:01.759	38.437	1:32.516	1:50.806	285.4	56:54.578
12	1	4:07.165	38.239	1:35.864	1:53.062	286.9	1:01:01.743
13	1	4:03.966	37.924	1:32.338	1:53.704	283.9	1:05:05.709
14	1	4:09.750 B	38.854	1:33.061	1:57.835	262.0	1:09:15.459
15	2	6:01.224	2:38.482	1:32.278	1:50.464	284.6	1:15:16.683
16	2	3:58.513	37.677	1:32.053	1:48.783	285.4	1:19:15.196

12		Cadillac Hertz Team Jota		Cadillac V-Series.R			
		1. Louis DELÉTRAZ	3. Norman NATO	HYPERCAR			
		2. Will STEVENS					
1	3	4:04.875	1:02.718	1:23.920	1:38.237	294.6	4:04.875
2	3	4:41.102	33.264	1:19.006	2:48.832	346.2	8:45.977
3	3	4:24.998	32.813	1:19.142	2:33.043	339.7	13:10.975
4	3	4:48.222	1:12.449	2:01.085	1:34.688	293.8	17:59.197
5	3	3:29.126	32.648	1:19.910	1:36.568	339.7	21:28.323
6	3	3:28.366	32.814	1:19.382	1:36.170	346.2	24:56.689
7	3	3:30.234	33.167	1:20.135	1:36.932	340.8	28:26.923
8	3	3:28.218	34.292	1:19.070	1:34.856	343.0	31:55.141
9	3	3:33.905	33.804	1:19.210	1:40.891	343.0	35:29.046
10	3	3:28.217	32.772	1:18.905	1:36.540	343.0	38:57.263
11	3	3:29.491	33.148	1:19.673	1:36.670	336.6	42:26.754
12	3	4:05.101 B	1:03.000	1:19.126	1:42.975	343.0	46:31.855
13	2	5:46.085	2:47.178	1:21.768	1:37.139	301.2	52:17.940
14	2	3:35.232	34.608	1:20.256	1:40.368	341.9	55:53.172
15	2	3:29.834	33.233	1:19.311	1:37.290		



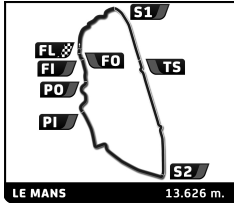
FIA WEC
94^e Edition des 24 Heures du Mans
Free Practice 2

Sector Analysis



Lap under Red Flag Invalidated Lap Personal Best Session Best Crossing the pit lane

Lap	D	Time	Sector 1	Sector 2	Sector 3	T. Spd	Elapsed	Lap	D	Time	Sector 1	Sector 2	Sector 3	T. Spd	Elapsed
12	1	4:05.888	41.324	1:32.616	1:51.948	293.0	1:00:02.675	5	1	3:40.349 B	32.744	1:18.617	1:48.988	340.8	20:59.809
13	1	4:03.681	38.836	1:32.359	1:52.486	289.9	1:04:06.356	6	3	5:31.426	2:30.138	1:23.090	1:38.198	309.7	26:31.235
14	1	4:03.774	38.417	1:32.647	1:52.710	290.7	1:08:10.130	7	3	3:34.126	33.027	1:19.809	1:41.290	317.0	30:05.361
15	1	4:10.556 B	38.753	1:32.838	1:58.965	288.4	1:12:20.686	8	3	3:30.834	33.124	1:19.603	1:38.107	325.5	33:36.195
16	3	7:33.260	4:10.439	1:33.029	1:49.792	286.1	1:19:53.946	9	3	3:28.657	33.123	1:19.836	1:35.698	326.5	37:04.852
17	3	3:57.877	37.288	1:31.673	1:48.916	288.4	1:23:51.823	10	3	3:37.768 B	32.849	1:19.697	1:45.222	321.7	40:42.620
18	3	3:58.042	37.256	1:31.753	1:49.033	287.6	1:27:49.865	11	2	5:44.161	2:40.390	1:21.778	1:41.993	320.7	46:26.781
19	3	6:22.855 B	37.031	1:31.448	4:14.376	287.6	1:34:12.720	12	2	3:29.425	33.451	1:19.828	1:36.146	317.9	49:56.206
20	3	6:38.632	3:16.968	1:31.754	1:49.910	288.4	1:40:51.352	13	2	3:28.544	33.085	1:19.771	1:35.688	324.5	53:24.750
21	3	3:57.258	37.380	1:31.309	1:48.569	289.1	1:44:48.610	14	2	3:30.555	34.033	1:19.650	1:36.872	321.7	56:55.305
22	3	4:20.977	59.202	1:33.345	1:48.430	284.6	1:49:09.587	15	2	3:28.051	33.017	1:19.538	1:35.496	322.6	1:00:23.356
23	3	3:56.767	37.237	1:31.403	1:48.127	291.5	1:53:06.354	16	2	3:28.776	33.039	1:19.191	1:36.546	327.5	1:03:52.132
24	3	4:02.526 B	36.900	1:31.521	1:54.105	286.1	1:57:08.880	17	2	3:28.167	33.429	1:19.435	1:35.303	318.8	1:07:20.299
25	3	5:17.809	1:56.642	1:32.492	1:48.675	286.1	2:02:26.689	18	2	3:27.338	32.805	1:19.483	1:35.050	324.5	1:10:47.637
19	2	3:29.656	32.925	1:19.105	1:37.626	320.7	1:14:17.293	19	2	3:29.656	32.925	1:19.105	1:37.626	320.7	1:14:17.293
20	2	3:25.909 B	33.819	1:20.214	1:41.876	318.8	1:17:53.202	20	2	3:25.909 B	33.819	1:20.214	1:41.876	318.8	1:17:53.202
21	3	5:21.539	2:24.741	1:20.485	1:36.313	316.0	1:23:14.741	21	3	5:21.539	2:24.741	1:20.485	1:36.313	316.0	1:23:14.741
22	3	3:30.702	33.500	1:20.069	1:37.133	324.5	1:26:45.443	22	3	3:30.702	33.500	1:20.069	1:37.133	324.5	1:26:45.443
23	3	3:46.995	33.049	1:19.984	1:53.962	319.8	1:30:32.438	23	3	3:46.995	33.049	1:19.984	1:53.962	319.8	1:30:32.438
24	3	5:41.569	1:24.842	2:38.343	1:38.384	80.9	1:36:14.007	24	3	5:41.569	1:24.842	2:38.343	1:38.384	80.9	1:36:14.007
25	3	3:31.670	33.968	1:19.383	1:38.319	321.7	1:39:45.677	25	3	3:31.670	33.968	1:19.383	1:38.319	321.7	1:39:45.677
26	3	11:35.739 B			3:04.122	106.6	1:51:21.416	26	3	11:35.739 B			3:04.122	106.6	1:51:21.416
17								17							
1	3	4:15.459	1:10.957	1:24.688	1:39.814	290.7	4:15.459	1	3	4:15.459	1:10.957	1:24.688	1:39.814	290.7	4:15.459
2	3	4:41.979	33.844	1:19.235	2:48.900	340.8	8:57.438	2	3	4:41.979	33.844	1:19.235	2:48.900	340.8	8:57.438
3	3	4:22.151	32.457	1:18.416	2:31.278	340.8	13:19.589	3	3	4:22.151	32.457	1:18.416	2:31.278	340.8	13:19.589
4	3	4:45.569	1:25.243	1:45.324	1:35.002	321.7	18:05.158	4	3	4:45.569	1:25.243	1:45.324	1:35.002	321.7	18:05.158
5	3	3:34.744 B	32.177	1:18.676	1:43.891	339.7	21:39.902	5	3	3:34.744 B	32.177	1:18.676	1:43.891	339.7	21:39.902
6	2	4:54.413	1:49.539	1:23.926	1:40.948	321.7	26:34.315	6	2	4:54.413	1:49.539	1:23.926	1:40.948	321.7	26:34.315
7	2	3:29.434	33.140	1:19.850	1:36.444	340.8	30:03.749	7	2	3:29.434	33.140	1:19.850	1:36.444	340.8	30:03.749
8	2	3:32.260	34.119	1:19.864	1:38.277	335.6	33:36.009	8	2	3:32.260	34.119	1:19.864	1:38.277	335.6	33:36.009
9	2	3:34.118	33.920	1:21.388	1:38.810	317.0	37:10.127	9	2	3:34.118	33.920	1:21.388	1:38.810	317.0	37:10.127
10	2	3:40.971 B	34.047	1:20.953	1:45.971	337.6	40:51.098	10	2	3:40.971 B	34.047	1:20.953	1:45.971	337.6	40:51.098
11	1	4:51.242	1:51.899	1:22.344	1:36.999	322.6	45:42.340	11	1	4:51.242	1:51.899	1:22.344	1:36.999	322.6	45:42.340
12	1	3:29.928	33.809	1:20.135	1:35.984	338.7	49:12.268	12	1	3:29.928	33.809	1:20.135	1:35.984	338.7	49:12.268
13	1	3:30.737	33.391	1:20.442	1:36.904	325.5	52:43.005	13	1	3:30.737	33.391	1:20.442	1:36.904	325.5	52:43.005
14	1	3:29.956	33.174	1:19.901	1:36.881	338.7	56:12.961	14	1	3:29.956	33.174	1:19.901	1:36.881	338.7	56:12.961
15	1	3:31.272	34.258	1:21.057	1:35.957	322.6	59:44.233	15	1	3:31.272	34.258	1:21.057	1:35.957	322.6	59:44.233
16	1	3:36.611 B	32.821	1:19.241	1:44.549	340.8	1:03:20.844	16	1	3:36.611 B	32.821				

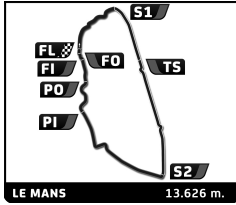


FIA WEC
94^e Edition des 24 Heures du Mans
Free Practice 2



Sector Analysis

Lap under Red Flag							Invalidated Lap							Personal Best							Session Best							B Crossing the pit lane							
Lap	D	Time	Sector 1	Sector 2	Sector 3	T. Spd	Elapsed	Lap	D	Time	Sector 1	Sector 2	Sector 3	T. Spd	Elapsed	Lap	D	Time	Sector 1	Sector 2	Sector 3	T. Spd	Elapsed	Lap	D	Time	Sector 1	Sector 2	Sector 3	T. Spd	Elapsed				
19																																			
Genesis Magma Racing																Genesis GMR-001-Hypercar																			
1. Mathieu JAMINET																3. Daniel JUNCADELLA																			
2. Paul-Loup CHATIN																HYPERCAR																			
1	1	4:12.750	1:11.419	1:22.624	1:38.707	327.5	4:12.750	19	3	3:28.305	32.732	1:19.976	1:35.597	330.5	1:13:56.930																				
2	1	4:47.503	35.177	1:19.715	2:52.611	339.7	9:00.253	20	3	3:55.094 B	33.255	1:19.336	2:02.503	322.6	1:17:52.024																				
3	1	4:20.874	32.783	1:19.487	2:28.604	339.7	13:21.127	21	3	5:09.658	2:10.039	1:21.556	1:38.063	329.5	1:23:01.682																				
4	1	4:48.505	1:24.828	1:45.338	1:38.339	322.6	18:09.632	22	3	3:30.081	33.586	1:20.168	1:36.327	315.1	1:26:31.763																				
5	1	3:38.016 B	32.882	1:18.944	1:46.190	345.1	21:47.648	23	3	3:29.671	33.048	1:19.441	1:37.182	325.5	1:30:01.434																				
6	2	5:01.664	2:02.945	1:21.243	1:37.476	336.6	26:49.312	24	3	6:02.194	1:24.026	3:01.842	1:36.326	81.0	1:36:03.628																				
7	2	3:30.238	33.220	1:20.649	1:36.369	333.5	30:19.550	25	3	3:29.003	33.013	1:19.401	1:36.589	323.6	1:39:32.631																				
8	2	3:28.126	32.856	1:19.007	1:36.263	344.1	33:47.676	26	3	3:29.542	33.569	1:20.391	1:35.582	320.7	1:43:02.173																				
9	2	3:31.821	33.897	1:20.023	1:37.901	346.2	37:19.497	27	3	3:55.039	57.949	1:21.962	1:35.128	311.5	1:46:57.212																				
10	2	3:34.515 B	33.072	1:19.434	1:42.009	343.0	40:54.012	28	3	3:29.855	33.635	1:19.953	1:36.267	340.8	1:50:27.067																				
11	3	8:05.648	5:02.918	1:23.163	1:39.567	308.9	48:59.660	29	3	3:29.306	32.824	1:19.398	1:37.084	320.7	1:53:56.373																				
12	3	3:29.510	33.225	1:19.999	1:36.286	340.8	52:29.170	30	3	3:28.524	33.680	1:19.418	1:35.426	317.0	1:57:24.897																				
13	3	3:33.802	33.050	1:21.393	1:39.359	341.9	56:02.972	31	3	3:28.469	32.976	1:20.390	1:35.163	324.5	2:00:53.366																				
14	3	3:30.634	34.545	1:20.376	1:35.713	337.6	59:33.606																												
15	3	3:36.790 B	33.050	1:20.441	1:43.299	327.5	1:03:10.396																												
16	3	5:10.480	2:06.330	1:24.893	1:39.257	313.3	1:08:20.876																												
17	3	3:30.696	33.168	1:20.228	1:37.300	329.5	1:11:51.572																												
18	3	3:28.923	33.230	1:20.294	1:35.399	333.5	1:15:20.495																												
19	3	3:28.639	33.459	1:20.019	1:35.161	340.8	1:18:49.134																												
20	3	3:36.193 B	32.992	1:19.916	1:43.285	337.6	1:22:25.327																												
21	1	5:49.067	2:52.134	1:20.964	1:35.969	335.6	1:28:14.394																												
22	1	6:01.440	33.520	1:37.379	3:50.541	338.7	1:34:15.834																												
23	1	3:28.035	33.144	1:19.662	1:35.229	336.6	1:37:43.869																												
24	1	3:26.852	32.743	1:19.036	1:35.073	339.7	1:41:10.721																												
25	1	4:00.599 B	56.552	1:22.585	1:41.462	330.5	1:45:11.320																												
26	2	5:00.256	2:01.777	1:20.981	1:37.498	334.5	1:50:11.576																												
27	2	3:28.180	32.911	1:19.758	1:35.511	339.7	1:53:39.756																												
28	2	3:32.460	34.363	1:20.309	1:37.788	338.7	1:57:12.216																												
29	2	3:28.055	32.944	1:19.831	1:35.280	336.6	2:00:40.271																												
20																																			
BMW M Team WRT																BMW M Hybrid V8																			
1. Robin FRIJNS																3. Sheldon VAN DER LINDE																			
2. René RAST																HYPERCAR																			
1	1	3:47.043	45.119	1:23.016	1:38.908	327.5	3:47.043																												
2	1	4:02.809	33.274	1:19.768	2:09.767	320.7	7:49.852																												
3	1	4:39.248	32.905	1:19.606	2:46.737	317.0	12:29.100																												
4	1	4:54.679	32.931	2:45.881	1:35.867	80.4	17:23.779																												
5	1	3:35.479 B	32.900	1:19.063	1:43.516	324.5	20:59.258																												
6	2	5:21.317	2:22.767	1:21.468	1:37.082	311.5	26:20.575																												
7	2	3:29.218	33.303	1:20.032	1:35.883	319.8	29:49.793																												
8	2	3:30.057	33.114	1:19.299	1:37.644	323.6	33:19.850																												
9	2	3:29.158	32.842	1:20.626	1:35.690	325.5	36:49.008																												
10	2	3:52.067 B	32.690	1:19.077	2:00.300	332.5	40:41.075																												
11	3	5:23.210	2:22.474	1:21.788	1:38.948	331.5	46:04.285																												
12	3	3:29.573	33.457	1:19.537	1:36.579	321.7	49:33.858																												
13	3	3:29.947	34.183	1:20.006	1:35.758	322.6	53:03.805																												
14	3	3:30.421	33.141	1:19.450	1:37.830	325.5	56:34.226																												
15	3	3:28.949	33.637	1:19.546	1:35.766	323.6	1:00:03.175																												
16	3	3:28.791	33.174	1:19.244	1:36.373	327.5	1:03:31.966																												
17	3	3:29.656	32.861	1:18.933	1:37.862	324.5	1:07:01.622																												
18	3	3:27.003	32.809	1:19.354	1:34.840	320.7	1:10:28.625																												
21																																			
Vista AF Corse																Ferrari 296 LMGT3 Evo																			
1. François HÉRIAU																3. Alessio ROVERA																			
2. Simon MANN																LMGT3																			
1	1	4:44.399	1:16.037	1:35.979	1:52.383	282.4	4:44.399																												
2	1	5:12.103	38.318	1:33.715	3:00.070	269.8	9:56.502																												
3	1	4:57.241	37.654	1:33.341	2:46.246	267.8	14:53.743																												
4	1	4:20.790	54.712	1:33.208	1:52.870	267.8	19:14.533																												
5	1	4:03.982	37.984	1:33.389	1:52.609	263.9	23:18.515																												
6	1	4:02.601	37.998	1:33.056	1:51.547	269.8	27:21.116																												
7	1	4:04.286	38.256	1:32.303	1:53.727	286.1	31:25.402																												
8	1	4:08.906 B	38.785	1:32.841	1:57.280	289.1	35:34.308																												
9	3	7:32.922	4:05.682	1:32.354	1:54.886	286.9	43:07.230																												
10	3	4:27.761	1:06.380	1:32.371	1:49.010	286.1	47:34.991																												
11	3	3:56.448	37.151	1:31.079	1:48.218	287.6	51:31.439																												
12	3	3:56.627	37.080	1:31.325	1:48.222	281.7	55:28.066																												
13	3	3:56.220	37.253	1:30.698	1:48.269	280.9	59:24.286																												
14	3	3:55.583	36.883	1:30.988	1:47.712	283.1	1:03:19.869																												
15	3	4:02.519 B	36.914	1:31.066	1:54.539	285.4	1:07:22.388																												
16	3	5:21.400	1:59.440	1:31.852	1:50.108	278.8	1:12:43.788																												
17	3	4:04.003 B	37.042	1:31.751	1:55.210	275.2	1:16:47.791																												
18	2	5:07.908	1:42.611	1:33.764	1:51.533	283.9	1:21:55.699																												
19	2	4:00.338	37.702	1:32.559	1:50.077	273.2	1:25:56.037																												
20	2	4:05.510 B	37.339	1:32.164	1:56.007	286.1	1:30:01.547																												
21	2	7:22.376	3:56.959	1:33.182	1:52.235	283.1	1:37:23.923																												
22	2	4:03.407	37.982	1:32.704	1:52.721	283.1	1:41:27.330																												
23	2	4:29.159	1:00.543	1:35.612	1:53.004	282.4	1:45:56.489																												
24	2	3:59.234	37.771	1:32.059	1:49.404	285.4	1:49:55.723																												
25	2	3:58.930	38.090	1:31.607	1:49.233	285.4	1:53:54.653																												
26	2	4:05.074 B	37.398	1:31.588	1:56.088	282.4	1:57:59.727																												
27	2	4:57.508 B	1:23.978	1:36.043	1:57.487	279.5	2:02:57.235																												
22																																			
United Autosports																Oreca 07 - Gibson																			
1. Rasmus LINDH																3. Mikkel JENSEN																			
2. Grégoire SAUCY																LMP2																			
1	2	4:45.442	1:27.945	1:31.477	1:46.020	261.3	4:45.442																												
2	2	4:51.949	34.880	1:24.650	2:52.419	314.2	9:37.391																												
3	2	4:20.592	34.357	1:24.264	2:21.971	317.9	13:57.983																												
4	2	23:23.098	...	1:31.157	1:45.427	261.3	1:37:21.081																												
5	2	3:53.018 B	34.796	1:26.009	1:52.213	312.4	1:41:14.099																												
6	3	5:35.600	2:23.787	1:29.377	1:42.436	300.3	1:46:49.699																												
7	3	3:47.215 B	35.374	1:25.311	1:46.530	310.6	1:50:36.914																												



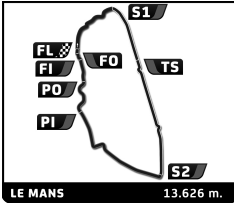
FIA WEC
94^e Edition des 24 Heures du Mans
Free Practice 2



Sector Analysis

Lap under Red Flag Invalidated Lap Personal Best Session Best B Crossing the pit lane

Lap	D	Time	Sector 1	Sector 2	Sector 3	T. Spd	Elapsed	Lap	D	Time	Sector 1	Sector 2	Sector 3	T. Spd	Elapsed
8	3	5:26.189	2:21.014	1:25.342	1:39.833	309.7	1:56:03.103	17	3	3:40.228	34.950	1:23.495	1:41.783	324.5	1:15:15.103
9	3	3:43.680	34.570	1:24.267	1:44.843	313.3	1:59:46.783	18	3	3:37.392	34.468	1:23.529	1:39.395	319.8	1:18:52.495
10	3	3:42.421	34.663	1:24.232	1:43.526	313.3	2:03:29.204	19	3	3:37.939	35.219	1:23.530	1:39.190	319.8	1:22:30.434
23 Heart of Racing Team 1.Gray NEWELL 2.Eduardo BARRICHELLO 3.Jonny ADAM Aston Martin Vantage AMR LMGT3 LMGT3															
1	1	5:12.127	1:43.608	1:35.738	1:52.781	286.1	5:12.127	20	3	3:38.021	34.173	1:23.512	1:40.336	322.6	1:26:08.455
2	1	5:10.812	38.337	1:32.867	2:59.608	289.1	10:22.939	21	3	3:36.962	34.251	1:23.690	1:39.021	318.8	1:29:45.417
3	1	5:15.436	37.935	1:32.053	3:05.448	288.4	15:38.375	22	3	6:19.207 B	1:01.617	3:30.472	1:47.118	80.5	1:36:04.624
4	1	4:02.040	38.099	1:31.963	1:51.978	290.7	19:40.415	23	2	5:50.223	2:39.834	1:27.885	1:42.504	308.0	1:41:54.847
5	1	4:04.884	39.054	1:32.881	1:52.949	292.3	23:45.299	24	2	4:11.876	59.839	1:28.241	1:43.796	309.7	1:46:06.723
6	1	4:02.574	37.883	1:33.001	1:51.690	285.4	27:47.873	25	2	3:44.044	35.630	1:25.344	1:43.070	318.8	1:49:50.767
7	1	4:02.921	38.986	1:32.590	1:51.345	288.4	31:50.794	26	2	3:39.629	34.838	1:24.339	1:40.452	317.0	1:53:30.396
8	1	4:01.870	38.494	1:32.317	1:51.059	289.1	35:52.664	27	2	3:39.114	34.826	1:24.295	1:39.993	317.0	1:57:09.510
9	1	4:08.960 B	38.169	1:32.871	1:57.920	286.9	40:01.624	28	2	3:39.968	34.796	1:24.289	1:40.883	316.0	2:00:49.478
10	3	6:02.495	2:36.383	1:34.008	1:52.104	286.1	46:04.119	25 Algarve Pro Racing 1.Michael JENSEN 2.Enzo TRULLI 3.Jake HUGHES Oreca 07 - Gibson LMP2 P/A							
11	3	4:04.443	38.329	1:32.936	1:53.178	286.1	50:08.562	1	1	4:31.942	1:00.682	1:38.593	1:52.667	202.1	4:31.942
12	3	3:59.893	37.810	1:31.762	1:50.321	288.4	54:08.455	2	1	5:08.004	38.698	1:29.937	2:59.369	310.6	9:39.946
13	3	4:00.173	37.720	1:31.718	1:50.735	286.1	58:08.628	3	1	4:38.553	37.071	1:30.882	2:30.600	308.0	14:18.499
14	3	4:05.150 B	37.697	1:31.596	1:55.857	287.6	1:02:13.778	4	1	4:30.822	1:12.801	1:29.122	1:48.899	313.3	18:49.321
15	3	5:32.750	2:07.692	1:34.201	1:50.857	283.1	1:07:46.528	5	1	3:55.658	36.552	1:29.210	1:49.896	302.8	22:44.979
16	3	3:58.047	37.159	1:31.830	1:49.058	284.6	1:11:44.575	6	1	3:52.215	36.664	1:28.611	1:46.940	307.1	26:37.194
17	3	3:57.309	37.345	1:31.214	1:48.750	289.9	1:15:41.884	7	1	3:51.584	37.523	1:28.177	1:45.884	308.9	30:28.778
18	3	4:05.590 B	37.370	1:31.685	1:56.535	286.1	1:19:47.474	8	1	3:49.264	36.217	1:27.905	1:45.142	308.0	34:18.042
19	2	5:01.954	1:38.186	1:32.464	1:51.304	285.4	1:24:49.428	9	1	3:48.513	36.211	1:27.662	1:44.640	309.7	38:06.555
20	2	4:01.979	39.066	1:32.947	1:49.966	289.1	1:28:51.407	10	1	3:57.440 B	36.273	1:28.478	1:52.689	310.6	42:03.995
21	2	6:24.877	37.471	1:31.422	2:33.984	286.1	1:35:16.284	11	2	6:34.589	3:19.629	1:31.130	1:43.830	286.9	48:38.584
22	2	3:57.759	37.222	1:31.343	1:49.194	283.9	1:39:14.043	12	2	3:43.255	35.940	1:25.049	1:42.266	317.0	52:21.839
23	2	4:00.168	39.567	1:31.829	1:48.772	288.4	1:43:14.211	13	2	3:43.830	35.703	1:26.425	1:41.702	324.5	56:05.669
24	2	4:25.921	1:00.368	1:36.337	1:49.216	281.7	1:47:40.132	14	2	3:40.174	35.208	1:24.705	1:40.261	324.5	59:45.843
25	2	3:55.729	36.868	1:30.687	1:48.174	285.4	1:51:35.861	15	2	3:37.477	34.096	1:23.691	1:39.690	317.9	1:03:23.320
26	2	3:59.773	38.109	1:31.777	1:49.887	287.6	1:55:35.634	16	2	3:37.673	34.628	1:23.570	1:39.475	318.8	1:07:00.993
27	2	3:58.007	37.545	1:31.616	1:48.846	283.1	1:59:33.641	17	2	3:37.931	34.773	1:23.669	1:39.489	317.9	1:10:38.924
28	2	4:06.058 B	36.824	1:33.036	1:56.198	284.6	2:03:39.699	18	2	3:37.480	33.901	1:23.301	1:40.278	318.8	1:14:16.404
24 Nielsen Racing 1.David HEINEMEIER HANS3.Jack DOOHAN 2.Edward PEARSON Oreca 07 - Gibson LMP2															
1	2	4:46.992	1:27.586	1:33.322	1:46.084	241.6	4:46.992	19	2	3:42.338	35.389	1:25.059	1:41.890	319.8	1:17:58.742
2	2	5:01.732 B	36.047	1:25.446	3:00.239	317.0	9:48.724	20	2	3:38.801	33.801	1:23.632	1:41.368	319.8	1:21:37.543
3	2	9:24.663 B	6:06.432	1:26.114	1:52.117	315.1	19:13.387	21	2	3:44.925 B	33.849	1:23.386	1:47.690	321.7	1:25:22.468
4	2	4:56.122	1:45.694	1:27.683	1:42.745	297.0	24:09.509	22	3	10:28.427	4:51.269	3:51.838	1:45.320	81.0	1:35:50.895
5	2	3:39.327	34.746	1:24.293	1:40.288	317.0	27:48.836	23	3	3:44.380	36.402	1:25.525	1:42.453	313.3	1:39:35.275
6	2	3:42.292	35.692	1:26.063	1:40.537	314.2	31:31.128	24	3	3:42.284	35.140	1:25.064	1:42.080	317.9	1:43:17.559
7	2	3:39.551	34.953	1:24.515	1:40.083	315.1	35:10.679	25	3	4:07.414</					



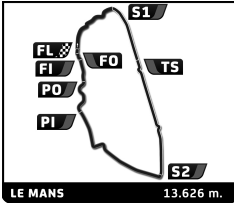
FIA WEC
94^e Edition des 24 Heures du Mans
Free Practice 2



Sector Analysis

Lap under Red Flag Invalidated Lap Personal Best Session Best Crossing the pit lane

Lap	D	Time	Sector 1	Sector 2	Sector 3	T. Spd	Elapsed	Lap	D	Time	Sector 1	Sector 2	Sector 3	T. Spd	Elapsed
28 IDEC SPORT Orega 07 - Gibson LMP2 1. Paul LAFARGUE 3. Job VAN UITERT 2. Valerio RINICELLA															
7	2	5:31.430	2:23.151	1:25.616	1:42.663	315.1	31:23.858	1	2	4:04.451	51.735	1:30.591	1:42.125	276.6	4:04.451
8	2	3:40.877	35.425	1:25.009	1:40.443	289.9	35:04.735	2	2	4:50.066	34.869	1:24.183	2:51.014	320.7	8:54.517
9	2	3:43.063	34.582	1:25.443	1:43.038	308.0	38:47.798	3	2	4:29.854	34.402	1:24.284	2:31.168	318.8	13:24.371
10	2	3:41.635	35.428	1:24.149	1:42.058	318.8	42:29.433	4	2	4:57.559	1:25.943	1:48.046	1:43.570	284.6	18:21.930
11	2	4:08.431	1:04.727	1:24.156	1:39.548	318.8	46:37.864	5	2	3:38.998	34.332	1:23.841	1:40.825	317.9	22:00.928
12	2	3:39.366	34.284	1:23.516	1:41.566	321.7	50:17.230	6	2	3:37.051	34.336	1:23.538	1:39.177	317.9	25:37.979
13	2	3:44.758	34.579	1:23.820	1:46.359	319.8	54:01.988	7	2	3:46.555	35.340	1:24.054	1:47.161	317.9	29:24.534
14	1	5:49.345	2:42.446	1:25.342	1:41.557	320.7	59:51.333	8	1	5:45.335	2:34.192	1:27.288	1:43.855	308.0	35:09.869
15	1	3:41.378	34.954	1:24.791	1:41.633	317.9	1:03:32.711	9	1	3:43.977	36.105	1:25.629	1:42.243	318.8	38:53.846
16	1	3:42.101	34.759	1:24.453	1:42.889	320.7	1:07:14.812	10	1	3:44.998	35.732	1:26.097	1:43.169	318.8	42:38.844
17	1	3:40.854	34.827	1:25.040	1:40.987	317.0	1:10:55.666	11	1	4:10.998	1:05.390	1:24.975	1:40.633	316.0	46:49.842
18	1	3:39.603	34.757	1:24.228	1:40.618	320.7	1:14:35.269	12	1	3:40.428	34.937	1:24.921	1:40.570	315.1	50:30.270
19	1	3:41.045	34.911	1:24.397	1:41.737	320.7	1:18:16.314	13	1	3:52.566	34.672	1:25.187	1:52.707	318.8	54:22.836
20	1	3:41.024	35.020	1:24.577	1:41.427	316.0	1:21:57.338	14	3	5:33.204	2:25.575	1:24.849	1:42.780	317.9	59:56.040
21	1	3:47.825	35.365	1:24.234	1:48.226	317.9	1:25:45.163	15	3	3:38.158	34.717	1:23.696	1:39.745	317.0	1:03:34.198
22	3	6:16.131	1:55.032	1:25.168	2:55.931	318.8	1:32:01.294	16	3	3:40.835	34.551	1:23.729	1:42.555	319.8	1:07:15.033
23	3	4:49.599	1:26.056	1:42.296	1:41.247	290.7	1:36:50.893	17	3	3:38.768	35.089	1:24.119	1:39.560	321.7	1:10:53.801
24	3	3:39.429	34.602	1:23.597	1:41.230	318.8	1:40:30.322	18	3	3:36.316	34.355	1:23.272	1:38.689	317.9	1:14:30.117
25	3	3:50.118	36.557	1:25.078	1:48.483	313.3	1:44:20.440	19	3	3:45.214	34.606	1:23.284	1:47.324	319.8	1:18:15.331
26	2	4:53.254	1:43.176	1:25.266	1:44.812	302.8	1:49:13.694	20	1	8:22.437	5:09.964	1:29.189	1:43.284	299.5	1:26:37.768
27	2	3:45.834	37.335	1:26.850	1:41.649	317.9	1:52:59.528	21	1	4:25.825	35.350	1:25.051	2:25.424	317.0	1:31:03.593
28	2	3:39.852	34.717	1:24.531	1:40.604	312.4	1:56:39.380	22	2	6:06.084	2:58.494	1:26.054	1:41.536	313.3	1:37:09.677
29	2	3:40.524	35.199	1:24.451	1:40.874	317.0	2:00:19.904	23	2	3:41.865	35.676	1:24.774	1:41.415	316.0	1:40:51.542
27 Heart of Racing Team Aston Martin Vantage AMR LMGTS3 1. Ian JAMES 3. Mattia DRUDI LMGT3 2. Zacharie ROBICHON															
1	1	5:11.311	1:42.362	1:35.365	1:53.584	284.6	5:11.311	24	2	3:41.759	35.914	1:25.108	1:40.737	318.8	1:44:33.301
2	1	5:10.104	38.388	1:32.882	2:58.834	287.6	10:21.415	25	2	4:07.337	59.940	1:26.980	1:40.417	314.2	1:48:40.638
3	1	5:16.217	37.852	1:32.000	3:06.365	286.9	15:37.632	26	2	3:46.501	35.329	1:24.808	1:46.364	308.9	1:52:27.139
4	1	4:01.870	38.366	1:31.818	1:51.686	289.1	19:39.502	27	2	4:09.034	56.041	1:24.142	1:48.851	316.0	1:56:36.173
5	1	4:06.569	37.654	1:31.509	1:57.406	288.4	23:46.071								
6	2	5:39.210	2:14.217	1:34.058	1:50.935	250.5	29:25.281								
7	2	4:00.625	37.487	1:32.088	1:51.050	286.9	33:25.906								
8	2	4:00.183	39.642	1:31.864	1:48.677	291.5	37:26.089								
9	2	3:57.552	37.095	1:31.051	1:49.406	286.1	41:23.641								
10	2	4:37.958	1:10.833	1:32.349	1:54.776	283.9	46:01.599								
11	3	5:56.735	2:35.142	1:31.860	1:49.733	287.6	51:58.334								
12	3	3:58.822	37.182	1:30.952	1:50.688	289.1	55:57.156								
13	3	3:57.985	38.402	1:31.176	1:48.407	287.6	59:55.141								
14	3	3:56.705	37.583	1:30.865	1:48.257	286.9	1:03:51.846								
15	3	4:10.267	37.319	1:31.485	2:01.463	287.6	1:08:02.113								
16	3	5:45.770	2:24.162	1:32.827	1:48.781	285.4	1:13:47.883								
17	3	4:02.385	37.131	1:31.006	1:54.248	285.4	1:17:50.268								
18	2	5:11.180	1:46.345	1:34.228	1:50.607	265.8	1:23:01.448								
19	2	3:57.182	37.442	1:31.191	1:48.549	288.4	1:26:58.630								
20	2	5:21.772	37.307	1:31.414	3:13.051	288.4	1:32:20.402								
21	2	5:11.705	1:50.321	1:32.120	1:49.264	283.1	1:37:32.107								
22	2	3:56.487	37.209	1:31.137	1:48.141	286.1	1:41:28.594								
23	2	4:24.285	1:00.004	1:34.460	1:49.821	288.4	1:45:52.879								
24	2	4:04.810	37.392	1:31.636	1:55.782	285.4	1:49:57.689								
25	3	5:08.331	1:47.299	1:32.279	1:48.753	286.1	1:55:06.020								
26	3	3:57.105	37.265	1:30.938	1:48.902	285.4	1:59:03.125								
27	3	3:57.320	37.041	1:31.095	1:49.184	285.4	2:03:00.445								
29 Forestier Racing by Panis Orega 07 - Gibson LMP2 1. Louis ROUSSET 3. Oliver GRAY 2. Esteban MASSON															
1	2	4:30.537	1:14.820	1:27.341	1:48.376	296.2	4:30.537	28	2	5:42.043	1:21.789	1:25.763	2:54.491	316.0	10:12.580
2	2	4:32.043	1:21.789	1:25.763	2:54.491	316.0	10:12.580	3	2	4:28.540	34.312	1:23.031	2:31.197	318.8	14:41.120
3	2	4:28.540	34.312	1:23.031	2:31.197	318.8	14:41.120	4	2	4:03.550	58.818	1:23.529	1:41.203	317.9	18:44.670
4	2	4:03.550	58.818	1:23.529	1:41.203	317.9	18:44.670	5	2	3:35.164	33.965	1:22.576	1:38.623	319.8	22:19.834
5	2	3:35.164	33.965	1:22.576	1:38.623	319.8	22:19.834	6	2	3:33.645	33.673	1:22.537	1:37.435	319.8	25:53.479
6	2	3:33.645	33.673	1:22.537	1:37.435	319.8	25:53.479	7	2	3:41.052	33.755	1:22.200	1:45.097	320.7	29:34.531
7	2	3:41.052	33.755	1:22.200	1:45.097	320.7	29:34.531	8	3	4:59.517	1:54.885	1:24.540	1:40.092	318.8	34:34.048
8	3	4:59.517	1:54.885	1:24.540	1:40.092	318.8	34:34.048	9	3	3:37.344	34.833	1:23.654	1:38.957	318.8	38:11.392
9	3	3:37.344	34.833	1:23.654	1:38.957	318.8	38:11.392	10	3	3:38.245	34.300	1:24.192	1:39.753	319.8	41:49.637
10	3	3:38.245	34.300	1:24.192	1:39.753	319.8	41:49.637	11	3	4:09.353	1:04.789	1:24.428	1:40.136	321.7	45:58.990
11	3	4:09.353	1:04.789	1:24.428	1:40.136	321.7	45:58.990	12	3	3:46.444	35.356	1:23.349	1:47.739	323.6	49:45.434
12	3	3:46.444	35.356	1:23.349	1:47.739	323.6	49:45.434	13	3	10:27.418	7:22.130	1:25.048	1:40.240	288.4	1:00:12.852
13	3	10:27.418	7:22.130	1:25.048	1:40.240	288.4	1:00:12.852	14	3	3:37.834	34.480	1:23.084	1:40.270	320.7	1:03:50.686
14	3	3:37.834	34.480	1:23.084	1:40.270	320.7	1:03:50.686	15	3	3:36.410	34.391	1:23.199	1:38.820	318.8	1:07:27.096
15	3	3:36.410	34.391	1:23.199	1:38.820	318.8	1:07:27.096	16	3	3:36.828	34.173	1:23.093	1:39.562	317.9	1:11:03.924
16	3	3:36.828	34.173	1:23.093	1:39.562	317.9	1:11:03.924	17	3	3:43.271	34.679	1:23.076	1:45.516	323.6	1:14:47.195
17	3	3:43.271	34.679	1:23.076	1:45.516	323.6	1:14:47.195	18	1	5:02.642	1:51.318	1:26.723	1:44.601	318.8	1:19:49.837
18	1	5:02.642	1:51.318	1:26.723	1:44.601	318.8	1:19:49.837	19	1	3:43.866	35.310	1:25.751	1:42.805	315.1	1:23:33.703
19	1	3:43.866	35.310	1:25.751	1:42.805	315.1	1:23:33.703	20	1	3:43.499	35.282				



FIA WEC
94^e Edition des 24 Heures du Mans
Free Practice 2

Sector Analysis



Lap under Red Flag Invalidated Lap Personal Best Session Best Crossing the pit lane

Lap	D	Time	Sector 1	Sector 2	Sector 3	T. Spd	Elapsed	Lap	D	Time	Sector 1	Sector 2	Sector 3	T. Spd	Elapsed
21	1	5:20.486	35.183	1:26.224	3:19.079	318.8	1:32:37.688	15	2	3:59.036	37.583	1:31.700	1:49.753	269.1	1:05:58.488
22	1	4:27.287	1:17.028	1:27.333	1:42.926	291.5	1:37:04.975	16	2	3:57.406	37.149	1:31.557	1:48.700	288.4	1:09:55.894
23	1	3:44.425	35.223	1:25.309	1:43.893	317.9	1:40:49.400	17	2	4:07.720 B	39.004	1:31.277	1:57.439	289.9	1:14:03.614
24	1	3:53.464 B	36.987	1:26.179	1:50.298	315.1	1:44:42.864	18	1	9:00.019	5:29.454	1:36.028	1:54.537	284.6	1:23:03.633
25	1	5:10.292	1:56.807	1:28.794	1:44.691	302.0	1:49:53.156	19	1	4:03.372	38.929	1:32.682	1:51.761	267.8	1:27:07.005
26	1	3:43.431	35.589	1:25.136	1:42.706	315.1	1:53:36.587	20	1	5:33.245	38.121	1:32.472	3:22.652	287.6	1:32:40.250
27	1	3:42.817	35.519	1:25.024	1:42.274	316.0	1:57:19.404	21	1	4:43.252	1:15.858	1:33.103	1:54.291	284.6	1:37:23.502
28	1	3:43.007	35.344	1:25.355	1:42.308	316.0	2:01:02.411	22	1	4:02.832	38.137	1:32.606	1:52.089	286.1	1:41:26.334

30 **Duqueine Team** Oreca 07 - Gibson
1. Doriane PIN 3. Richard VERSCHOOR LMP2
2. Julien ANDLAUER

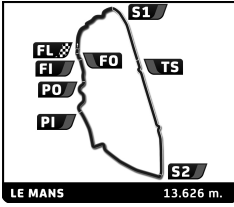
1	3	12:52.343	8:32.570	1:28.021	2:51.752	308.9	12:52.343
2	3	5:03.149	48.102	2:33.613	1:41.434	81.0	17:55.492
3	3	3:41.152	34.585	1:24.725	1:41.842	320.7	21:36.644
4	3	3:42.389	35.013	1:24.070	1:43.306	319.8	25:19.033
5	3	3:39.319	34.509	1:23.886	1:40.924	321.7	28:58.352
6	3	3:38.004	34.653	1:23.769	1:39.582	323.6	32:36.356
7	3	3:36.931	34.416	1:23.395	1:39.120	320.7	36:13.287
8	3	3:40.067	34.612	1:24.425	1:41.030	323.6	39:53.354
9	3	7:33.721 B	4:16.260	1:26.869	1:50.592	317.0	47:27.075
10	2	11:43.977	8:36.352	1:26.562	1:41.063	264.5	59:11.052
11	2	3:40.192	34.838	1:24.778	1:40.576	317.0	1:02:51.244
12	2	3:40.309	35.212	1:24.828	1:40.269	318.8	1:06:31.553
13	2	3:39.453	34.760	1:24.182	1:40.511	318.8	1:10:11.006
14	2	3:45.825 B	34.563	1:24.021	1:47.241	321.7	1:13:56.831
15	1	7:08.829	3:57.978	1:28.399	1:42.452	307.1	1:21:05.660
16	1	3:41.090	34.693	1:24.501	1:41.896	319.8	1:24:46.750
17	1	3:40.227	35.391	1:24.309	1:40.527	315.1	1:28:26.977
18	1	6:08.861	35.117	2:12.601	3:21.143	317.9	1:34:35.838
19	1	3:41.511	36.256	1:24.854	1:40.401	318.8	1:38:17.349
20	1	3:38.714	34.846	1:23.774	1:40.094	317.0	1:41:56.063
21	1	4:09.241	59.952	1:27.188	1:42.101	313.3	1:46:05.304
22	1	3:49.537 B	34.809	1:24.985	1:49.743	317.0	1:49:54.841
23	2	5:07.245	2:00.926	1:25.689	1:40.630	317.9	1:55:02.086
24	2	3:37.454	34.561	1:23.798	1:39.095	319.8	1:58:39.540
25	2	3:36.641	34.350	1:23.497	1:38.794	319.8	2:02:16.181

32 **Team WRT** BMW M4 LMGT3 Evo
1. Darren LEUNG 3. Augusto FARFUS LMGT3
2. Sean GELAEL

1	3	4:49.987	57.813	1:47.836	2:04.338	168.8	4:49.987
2	3	5:08.628	37.283	1:33.513	2:57.832	291.5	9:58.615
3	3	4:50.053	37.143	1:30.813	2:42.097	293.0	14:48.668
4	3	4:18.960	56.851	1:31.492	1:50.617	290.7	19:07.628
5	3	3:58.420	36.935	1:30.453	1:51.032	289.1	23:06.048
6	3	3:55.132	37.104	1:30.369	1:47.659	290.7	27:01.180
7	3	4:02.359 B	37.208	1:30.442	1:54.709	287.6	31:03.539
8	2	6:24.845	3:01.385	1:33.728	1:49.732	289.1	37:28.384
9	2	4:05.885	38.369	1:32.190	1:55.326	279.5	41:34.269
10	2	4:30.816	1:07.191	1:32.214	1:51.411	277.3	46:05.085
11	2	4:00.891	37.964	1:32.910	1:50.017	273.2	50:05.976
12	2	3:58.193	37.387	1:31.552	1:49.254	285.4	54:04.169
13	2	3:57.779	37.269	1:31.472	1:49.038	286.9	58:01.948
14	2	3:57.504	37.093	1:31.115	1:49.296	289.1	1:01:59.452

33 **TF Sport** Corvette Z06 LMGT3.R
1. Ben KEATING 3. Nicky CATSBURG LMGT3
2. Jonny EDGAR

1	1	6:31.027	2:54.718	1:35.661	2:00.648	281.7	6:31.027
2	1	5:13.345	38.733	1:33.590	3:01.022	286.1	11:44.372
3	1	5:25.227	38.674	2:44.016	2:02.537	289.9	17:09.599
4	1	4:07.115	38.444	1:32.605	1:56.066	286.1	21:16.714
5	1	4:03.342	38.210	1:32.108	1:53.024	287.6	25:20.056
6	1	4:03.727	38.165	1:33.135	1:52.427	285.4	29:23.783
7	1	4:08.251 B	38.225	1:32.067	1:57.959	288.4	33:32.034
8	3	5:42.579	2:16.901	1:32.479	1:53.199	286.1	39:14.613
9	3	3:59.644	37.469	1:31.559	1:50.616	289.1	43:14.257
10	3	4:26.945	1:05.508	1:31.805	1:49.632	287.6	47:41.202
11	3	3:56.196	37.190	1:31.093	1:47.913	289.9	51:37.398
12	3	4:04.084 B	36.891	1:31.004	1:56.189	289.1	55:41.482
13	2	5:25.522	2:03.556	1:32.290	1:49.676	289.1	1:01:07.004
14	2	3:59.015	37.212	1:31.528	1:50.275	289.1	1:05:06.019
15							

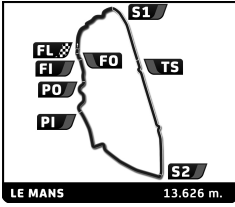


FIA WEC
94^e Edition des 24 Heures du Mans
Free Practice 2



Sector Analysis

Lap under Red Flag											Invalidated Lap											Personal Best											Session Best											B Crossing the pit lane										
Lap	D	Time	Sector 1	Sector 2	Sector 3	T. Spd	Elapsed	Lap	D	Time	Sector 1	Sector 2	Sector 3	T. Spd	Elapsed	Lap	D	Time	Sector 1	Sector 2	Sector 3	T. Spd	Elapsed	Lap	D	Time	Sector 1	Sector 2	Sector 3	T. Spd	Elapsed	Lap	D	Time	Sector 1	Sector 2	Sector 3	T. Spd	Elapsed															
9	2	4:00.187	37.996	1:32.288	1:49.903	288.4	56:14.927	4	2	3:33.184	33.386	1:19.454	1:40.344	341.9	20:18.218																																							
10	2	4:06.783 B	37.831	1:32.098	1:56.854	287.6	1:00:21.710	5	2	3:35.033 B	33.074	1:19.103	1:42.856	341.9	23:53.251																																							
11	1	5:52.352	2:28.405	1:33.356	1:50.591	283.9	1:06:14.062	6	1	4:37.963	1:35.877	1:23.791	1:38.295	299.5	28:31.214																																							
12	1	3:59.878	37.424	1:32.235	1:50.219	284.6	1:10:13.940	7	1	3:29.232	33.525	1:19.442	1:36.265	343.0	32:00.446																																							
13	1	3:59.928	37.966	1:32.164	1:49.798	286.1	1:14:13.868	8	1	3:29.955	33.211	1:19.096	1:37.648	343.0	35:30.401																																							
14	1	3:59.644	37.611	1:31.771	1:50.262	289.1	1:18:13.512	9	1	3:33.760	36.568	1:19.657	1:37.535	339.7	39:04.161																																							
15	1	3:58.316	37.261	1:31.808	1:49.247	289.1	1:22:11.828	10	1	3:37.909 B	33.853	1:20.558	1:43.498	329.5	42:42.070																																							
16	1	3:59.455	38.073	1:31.880	1:49.502	286.9	1:26:11.283	11	3	4:47.483	1:47.702	1:20.729	1:39.052	338.7	47:29.553																																							
17	1	4:08.165	37.276	1:32.095	1:58.794	286.1	1:30:19.448	12	3	3:31.246	35.919	1:20.196	1:35.131	337.6	51:00.799																																							
18	1	6:15.571 B	1:25.278	2:54.676	1:55.617	80.3	1:36:35.019	13	3	3:26.889	32.884	1:19.364	1:34.641	338.7	54:27.688																																							
19	3	5:14.364	1:48.619	1:33.753	1:51.989	282.4	1:41:49.380	14	3	3:27.087	32.908	1:19.465	1:34.714	339.7	57:54.775																																							
20	3	4:24.290	59.610	1:35.393	1:49.287	282.4	1:46:13.670	15	3	3:30.885	32.779	1:19.093	1:39.013	340.8	1:01:25.660																																							
21	3	3:58.711	37.335	1:31.983	1:49.393	284.6	1:50:12.381	16	3	3:34.062 B	32.841	1:19.538	1:41.683	339.7	1:04:59.722																																							
22	3	3:57.319	37.000	1:31.680	1:48.639	285.4	1:54:09.700	17	3	4:25.398	1:29.437	1:19.766	1:36.195	337.6	1:09:25.120																																							
23	3	3:56.980	36.966	1:31.494	1:48.520	285.4	1:58:06.680	18	3	3:27.715	32.699	1:18.970	1:36.046	338.7	1:12:52.835																																							
24	3	3:56.457	36.865	1:31.106	1:48.486	286.1	2:02:03.137	19	3	3:29.912	34.124	1:20.148	1:35.640	319.8	1:16:22.747																																							
35 Alpine Endurance Team Alpine A424 1. António FÉLIX DA COSTA 3. Ferdinand HABSBURG HYPERCAR 2. Charles MILESI																																																						
1	2	4:34.622 B	1:22.548	1:25.672	1:46.402	275.2	4:34.622	20	3	3:27.238	32.540	1:19.352	1:35.346	340.8	1:19:49.985																																							
2	2	5:48.107	1:32.201	1:24.109	2:51.797	272.5	10:22.729	21	3	3:26.417	32.587	1:18.963	1:34.867	339.7	1:23:16.402																																							
3	2	4:31.554	33.689	1:20.261	2:37.604	338.7	14:54.283	22	3	3:35.737 B	34.403	1:20.311	1:41.023	343.0	1:26:52.139																																							
4	2	3:49.291	51.762	1:20.050	1:37.479	340.8	18:43.574	23	2	7:37.788	2:06.469	2:04.687	3:26.632	337.6	1:34:29.927																																							
5	2	3:30.837	32.866	1:19.042	1:38.929	339.7	22:14.411	24	2	3:37.040 B	33.498	1:20.320	1:43.222	336.6	1:38:06.967																																							
6	2	3:28.650	33.051	1:19.209	1:36.390	339.7	25:43.061	25	2	10:46.640	7:43.516	1:25.040	1:38.084	318.8	1:48:53.607																																							
7	2	3:35.775 B	32.959	1:19.553	1:43.263	340.8	29:18.836	26	2	3:28.749	33.283	1:19.618	1:35.848	338.7	1:52:22.356																																							
8	2	6:00.925	3:02.838	1:21.255	1:36.832	333.5	35:19.761	27	2	3:28.440	33.200	1:19.335	1:35.905	336.6	1:55:50.796																																							
9	2	3:28.240	32.830	1:19.538	1:35.872	338.7	38:48.001	28	2	3:31.738	34.177	1:20.173	1:37.388	340.8	1:59:22.534																																							
10	2	3:29.326	33.384	1:19.746	1:36.196	334.5	42:17.327	29	2	3:28.941	32.658	1:20.329	1:35.954	340.8	2:02:51.475																																							
11	2	3:57.611	1:02.933	1:19.486	1:35.192	340.8	46:14.938	37 CLX Motorsport Orega 07 - Gibson 1. Adrien CLOSMENIL 3. Theodor JENSEN LMP2 2. Ian AGUILERA																																														
12	2	3:29.282	32.912	1:20.865	1:35.505	323.6	49:44.220	1	1	4:54.690	1:38.773	1:31.755	1:44.162	263.9	4:54.690																																							
13	2	3:33.381 B	32.831	1:19.294	1:41.256	341.9	53:17.601	2	1	4:55.351	35.409	1:25.966	2:53.976	312.4	9:50.041																																							
14	1	5:16.314	2:20.476	1:19.978	1:35.860	338.7	58:33.915	3	1	4:20.305	34.908	1:24.825	2:20.572	321.7	14:10.346																																							
15	1	3:28.117	32.874	1:19.566	1:35.677	340.8	1:02:02.032	4	1	4:20.235	1:15.184	1:25.039	1:40.012	314.2	18:30.581																																							
16	1	3:28.596	33.201	1:20.560	1:34.835	321.7	1:05:30.628	5	1	3:42.163	34.411	1:24.164	1:43.588	320.7	22:12.744																																							
17	1	3:31.010	33.811	1:20.093	1:37.106	324.5	1:09:01.638	6	1	3:36.698	34.376	1:23.707	1:38.615	320.7	25:49.442																																							
18	1	3:28.202	33.032	1:19.911	1:35.259	318.8	1:12:29.840	7	1	3:43.444 B	33.972	1:23.545	1:45.927	318.8	29:32.886																																							
19	1	3:36.627 B	33.500	1:19.429	1:43.698	339.7	1:16:06.467	8	2	6:25.971	3:19.624	1:24.912	1:41.435	316.0	35:58.857																																							
20	1	9:59.190	7:01.746	1:20.621	1:36.823	337.6	1:26:05.657	9	2	3:37.979	34.334	1:24.045	1:39.600	317.0	39:36.836																																							
21	1	3:27.545	32.837	1:19.583	1:35.125	337.6	1:29:33.202	10	2	3:41.060	34.714	1:24.541	1:41.805	317.9	43:17.896																																							
22	1	6:08.917	41.145	3:49.043	1:38.729	80.7	1:35:42.119	11	2	4:12.331	1:06.089	1:24.481	1:41.761	322.6	47:30.227																																							
23	1	3:29.092	32.863	1:19.367	1:36.862	340.8	1:39:11.211	12	2	3:47.617 B	35.770	1:24.371	1:47.476	319.8	51:17.844																																							
24	1	3:52.587 B	32.808	1:19.157	2:00.622	338.7	1:43:03.798	13	3	9:11.165	6:01.706	1:26.362	1:43.097	316.0	1:00:29.009																																							

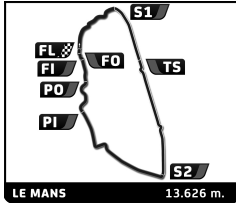


FIA WEC
94^e Edition des 24 Heures du Mans
Free Practice 2



Sector Analysis

Lap under Red Flag							Invalidated Lap		Personal Best		Session Best		B Crossing the pit lane		
Lap	D	Time	Sector 1	Sector 2	Sector 3	T. Spd	Elapsed	Lap	D	Time	Sector 1	Sector 2	Sector 3	T. Spd	Elapsed
25	1	4:39.040	1:32.973	1:25.936	1:40.131	321.7	1:52:57.663	20	2	6:22.706 B	35.091	3:59.231	1:48.384	81.0	1:35:48.208
26	1	3:38.868	34.209	1:24.316	1:40.343	316.0	1:56:36.531	21	3	11:50.819	8:34.799	1:32.521	1:43.499	298.7	1:47:39.027
27	1	3:37.757	34.257	1:24.234	1:39.266	316.0	2:00:14.288	22	3	3:39.014	34.873	1:24.061	1:40.080	317.0	1:51:18.041
38 Cadillac Hertz Team Jota 1.Sébastien BOURDAIS 3.Jack AITKEN Cadillac V-Series.R 2.Earl BAMBER HYPERCAR							44 Proton Competition 1.Horst Jr FELBERMAYR 3.Lorenzo FLUXA Oreca 07 - Gibson 2.Horst Felix FELBERMAYR LMP2 P/A								
1	3	4:06.217	1:04.356	1:23.011	1:38.850	285.4	4:06.217	1	1	12:04.303 B	1:35.102	1:37.154	8:52.047	251.1	12:04.303
2	3	4:42.533	35.592	1:19.292	2:47.649	337.6	8:48.750	2	1	8:42.523	5:15.923	1:33.548	1:53.052	279.5	20:46.826
3	3	4:23.572	32.701	1:18.612	2:32.259	343.0	13:12.322	3	1	3:52.913	37.148	1:27.857	1:47.908	316.0	24:39.739
4	3	4:48.090	1:15.990	1:57.619	1:34.481	304.5	18:00.412	4	1	3:51.506	36.717	1:26.935	1:47.854	316.0	28:31.245
5	3	3:30.304	32.662	1:19.179	1:38.463	345.1	21:30.716	5	1	3:50.225	36.729	1:27.656	1:45.840	318.8	32:21.470
6	3	3:30.501	32.480	1:18.541	1:39.480	346.2	25:01.217	6	1	3:56.461 B	36.433	1:26.902	1:53.126	308.9	36:17.931
7	3	3:28.050	32.552	1:18.543	1:36.955	345.1	28:29.267	7	2	5:15.957	2:02.251	1:26.597	1:47.109	317.0	41:33.888
8	3	3:29.252	34.126	1:19.487	1:35.639	343.0	31:58.519	8	2	4:13.436	1:05.905	1:26.001	1:41.530	317.0	45:47.324
9	3	3:31.330	32.933	1:18.990	1:39.407	346.2	35:29.849	9	2	3:45.277	34.902	1:28.206	1:42.169	317.0	49:32.601
10	3	3:28.594	32.948	1:19.253	1:36.393	347.3	38:58.443	10	2	3:46.401	35.132	1:29.527	1:41.742	321.7	53:19.002
11	3	3:34.175 B	33.192	1:18.925	1:42.058	345.1	42:32.618	11	2	3:41.466	34.761	1:24.993	1:41.712	317.9	57:00.468
12	1	4:49.327	1:51.021	1:21.493	1:36.813	320.7	47:21.945	12	2	3:47.542	35.062	1:24.304	1:48.176	321.7	1:00:48.010
13	1	3:30.037	33.386	1:20.175	1:36.476	341.9	50:51.982	13	2	3:41.363	34.715	1:24.948	1:41.700	318.8	1:04:29.373
14	1	3:28.366	33.197	1:19.618	1:35.551	334.5	54:20.348	14	2	3:39.405	34.534	1:24.618	1:40.253	317.9	1:08:08.778
15	1	3:27.709	33.095	1:19.295	1:35.319	343.0	57:48.057	15	2	3:39.377	34.565	1:24.533	1:40.279	318.8	1:11:48.155
16	1	3:27.933	32.820	1:19.391	1:35.722	340.8	1:01:15.990	16	2	3:39.980	35.029	1:24.455	1:40.496	320.7	1:15:28.135
17	1	3:29.681	33.085	1:20.574	1:36.022	329.5	1:04:45.671	17	2	3:48.423 B	34.827	1:24.511	1:49.085	319.8	1:19:16.558
18	1	3:29.496	33.094	1:20.266	1:36.136	328.5	1:08:15.167	18	3	5:06.642	1:57.747	1:26.591	1:42.304	313.3	1:24:23.200
19	1	3:29.588	33.198	1:19.757	1:36.633	327.5	1:11:44.755	19	3	3:46.680	37.213	1:26.582	1:42.885	316.0	1:28:09.880
20	1	3:28.641	32.874	1:18.920	1:36.847	331.5	1:15:13.396	20	3	6:11.175	35.200	1:47.247	3:48.728	315.1	1:34:21.055
21	1	3:28.347	33.878	1:19.800	1:34.669	336.6	1:18:41.743	21	3	3:42.143	35.739	1:25.491	1:40.913	314.2	1:38:03.198
22	1	3:38.116 B	32.626	1:21.401	1:44.089	336.6	1:22:19.859	22	3	3:45.103	35.741	1:27.879	1:41.483	314.2	1:41:48.301
23	2	5:52.636 B	2:41.010	1:23.375	1:48.251	334.5	1:28:12.495	23	3	4:08.699	1:00.149	1:27.673	1:40.877	312.4	1:45:57.000
24	2	7:46.558	2:41.579	3:27.230	1:37.749	80.8	1:35:59.053	24	3	3:40.523	34.744	1:24.465	1:41.314	315.1	1:49:37.523
25	2	3:46.019 B	33.057	1:20.008	1:52.954	333.5	1:39:45.072	25	3	3:40.350	34.825	1:24.632	1:40.893	318.8	1:53:17.873
43 Inter Europol Competition 1.Jakub SMIECHOWSKI 3.Nicholas YELLOLY Oreca 07 - Gibson 2.Tom DILLMANN LMP2							48 RD Limited 1.Fred POORDAD 3.Romain DUMAS Oreca 07 - Gibson 2.Tristan VAUTIER LMP2 P/A								
1	3	6:50.698	3:38.320	1:28.837	1:43.541	276.6	6:50.698	1	1	5:05.472	1:33.309	1:38.188	1:53.975	254.0	5:05.472
2	3	4:50.902	34.855	1:24.230	2:51.817	318.8	11:41.600	2	1	5:10.194	39.367	1:29.164	3:01.663	313.3	10:15.666
3	3	6:05.404 B	34.481	2:12.754	3:18.169	317.9	17:47.004	3	1	5:18.519	36.477	1:28.945	3:13.097	315.1	15:34.185
4	3	9:34.552	6:26.432	1:27.198	1:40.922	311.5	27:21.556	4	1	3:54.385	36.936	1:28.589	1:48.860	313.3	19:28.570
5	3	3:37.031	34.810	1:23.620	1:38.601	318.8	30:58.587	5	1	3:51.730	36.556	1:27.160	1:48.014	312.4	23:20.300
6	3	3:48.558 B	34.597	1:23.437	1:50.524	320.7	34:47.145	6	1	4:05.524 B	36.838	1:27.800	2:00.886	302.0	27:25.824
7	1	5:50.945	2:30.503	1:32.016	1:48.426	265.8	40:38.090	7	2	5:34.294	2:26.230	1:25.834	1:42.230	307.1	33:00.118
8	1	3:49.174	37.805	1:26.038	1:45.331	308.0	44:27.264	8	2	3:40.310	35.493	1:24.525	1:40.292	317.0	36:40.428
9	1	4:10.205	59.929	1:26.229	1:44.047	305.4	48:37.469	9	2	3:39.376	35.304	1:24.071	1:40.001	317.9	40:19.804
10	1	3:44.093	36.299	1:25.136	1:42.658	315.1	52:21.562	10	2	3:40.753	35.022	1:23.803	1:41.928	317.9	44:00.557
11	1	3:51.398 B	35.773	1:25.032	1:50.593	322.6	56:12.960	11	2	4:09.690	1:04.938	1:23.912	1:40.840	318.8	48:10.247
12	2	5:34.038	2:24.832	1:25.281	1:43.925	313.3	1:01:46.998	12	2	3:45.971	35.764	1:24.693	1:45.514	321.7	51:56.218
13	2	3:40.853	35.197	1:24.427	1:41.229	319.8	1:05:27.851	13	2	3:39.220	34.743	1:24.412	1:40.065	319.8	55:35.438
14	2	3:46.409 B	34.807	1:24.237	1:47.365	319.8	1:09:14.260	14	2	3:38.523	34.432	1:23.810	1:40.281	324.5	59:13.961
15	2	5:40.093	2:35.929	1:24.014	1:40.150	318.8	1:14:54.353								
16	2	3:37.374	34.403	1:23.887	1:39.084	318.8	1:18:31.727								
17	2	3:38.754	34.313	1:23.599	1:40.842	320.7	1:22:10.481								
18	2	3:38.910	34.909	1:24.478	1:39.523	321.7	1:25:49.391								
19	2	3:36.111	34.329	1:23.358	1:38.424	320.7	1:29:25.502								



FIA WEC
94^e Edition des 24 Heures du Mans
Free Practice 2



Sector Analysis

Lap under Red Flag Invalidated Lap Personal Best Session Best B Crossing the pit lane

Lap	D	Time	Sector 1	Sector 2	Sector 3	T. Spd	Elapsed	Lap	D	Time	Sector 1	Sector 2	Sector 3	T. Spd	Elapsed	
15	2	3:39.871	35.064	1:24.175	1:40.632	319.8	1:02:53.832	2	3	4:59.997	54.414	2:27.673	1:37.910	80.7	17:54.547	
16	2	3:38.308	34.421	1:23.652	1:40.235	321.7	1:06:32.140	3	3	3:31.687	33.281	1:20.188	1:38.218	340.8	21:26.234	
17	2	3:46.575	B	34.716	1:24.017	1:47.842	308.0	1:10:18.715	4	3	3:28.398	32.972	1:19.260	1:36.166	340.8	24:54.632
18	3	5:36.246	2:17.582	1:33.185	1:45.479	271.1	1:15:54.961	5	3	3:29.525	33.882	1:19.992	1:35.651	338.7	28:24.157	
19	3	3:45.119	35.880	1:26.655	1:42.584	315.1	1:19:40.080	6	3	3:28.131	32.826	1:19.171	1:36.134	337.6	31:52.288	
20	3	3:41.144	35.070	1:25.213	1:40.861	316.0	1:23:21.224	7	3	3:29.307	32.852	1:19.173	1:37.282	339.7	35:21.595	
21	3	3:43.436	34.936	1:24.571	1:43.929	318.8	1:27:04.660	8	3	3:28.964	32.858	1:19.593	1:36.513	341.9	38:50.559	
22	3	5:00.655	35.855	1:25.575	2:59.225	311.5	1:32:05.315	9	3	3:31.880	34.942	1:20.372	1:36.566	338.7	42:22.439	
23	3	4:50.684	1:27.100	1:39.853	1:43.731	305.4	1:36:55.999	10	3	4:06.247	B	1:03.153	1:19.930	1:43.164	339.7	46:28.686
24	3	3:39.845	34.609	1:24.555	1:40.681	316.0	1:40:35.844	11	1	5:28.445	2:25.270	1:24.812	1:38.363	340.8	51:57.131	
25	3	3:39.663	35.253	1:24.375	1:40.035	325.5	1:44:15.507	12	1	3:33.542	34.614	1:21.644	1:37.284	333.5	55:30.673	
26	3	4:08.198	1:00.750	1:27.683	1:39.765	316.0	1:48:23.705	13	1	3:30.157	33.991	1:20.172	1:35.994	334.5	59:00.830	
27	3	3:40.943	34.626	1:25.949	1:40.368	313.3	1:52:04.648	14	1	3:28.015	33.163	1:19.770	1:35.082	336.6	1:02:28.845	
28	3	3:38.616	34.565	1:24.338	1:39.713	321.7	1:55:43.264	15	1	3:28.495	33.055	1:19.687	1:35.753	340.8	1:05:57.340	
29	3	3:50.741	B	35.248	1:24.761	1:50.732	318.8	1:59:34.005	16	1	3:30.093	33.360	1:19.379	1:37.354	338.7	1:09:27.433

50 Ferrari AF Corse
1. Antonio FUOCO 3. Miguel MOLINA Ferrari 499P HYPERCAR
2. Nicklas NIELSEN

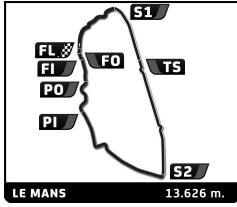
1	2	4:05.790	1:00.479	1:25.142	1:40.169	273.9	4:05.790	
2	2	4:45.887	35.181	1:20.783	2:49.923	343.0	8:51.677	
3	2	4:23.051	32.847	1:19.241	2:30.963	338.7	13:14.728	
4	2	4:53.238	1:23.679	1:51.283	1:38.276	307.1	18:07.966	
5	2	3:32.794	32.892	1:19.247	1:40.655	338.7	21:40.760	
6	2	3:37.851	B	33.581	1:20.553	1:43.717	25:18.611	
7	3	4:57.856	2:00.382	1:20.620	1:36.854	336.6	30:16.467	
8	3	3:29.758	33.162	1:20.370	1:36.226	337.6	33:46.225	
9	3	3:30.218	33.227	1:19.696	1:37.295	340.8	37:16.443	
10	3	3:27.352	32.768	1:19.386	1:35.198	341.9	40:43.795	
11	3	3:36.574	B	34.621	1:19.868	1:42.085	44:20.369	
12	1	4:35.133	1:36.322	1:21.608	1:37.203	334.5	48:55.502	
13	1	3:30.669	33.460	1:20.707	1:36.502	336.6	52:26.171	
14	1	3:40.038	33.168	1:20.860	1:46.010	325.5	56:06.209	
15	1	3:30.456	33.393	1:20.698	1:36.365	320.7	59:36.665	
16	1	3:30.490	33.432	1:20.346	1:36.712	339.7	1:03:07.155	
17	1	3:27.890	32.875	1:19.543	1:35.472	334.5	1:06:35.045	
18	1	3:27.548	32.903	1:19.722	1:34.923	337.6	1:10:02.593	
19	1	3:28.936	33.643	1:19.949	1:35.344	337.6	1:13:31.529	
20	1	3:28.322	32.900	1:19.990	1:35.432	338.7	1:16:59.851	
21	1	3:30.958	33.746	1:20.251	1:36.961	319.8	1:20:30.809	
22	1	3:32.780	32.817	1:20.009	1:39.954	338.7	1:24:03.589	
23	1	3:35.462	B	33.115	1:19.447	1:42.900	1:27:39.051	
24	3	7:24.857	1:44.577	2:58.475	2:41.805	338.7	1:35:03.908	
25	3	3:31.076	33.830	1:20.443	1:36.803	337.6	1:38:34.984	
26	3	3:30.091	33.534	1:20.433	1:36.124	337.6	1:42:05.075	
27	3	4:06.859	B	58.054	1:23.486	1:45.319	334.5	1:46:11.934
28	2	4:51.641	1:51.767	1:20.663	1:39.211	335.6	1:51:03.575	
29	2	3:30.296	33.782	1:20.074	1:36.440	339.7	1:54:33.871	
30	2	3:41.161	33.340	1:19.639	1:48.182	332.5	1:58:15.032	
31	2	3:33.533	33.696	1:20.080	1:39.757	338.7	2:01:48.565	

51 Ferrari AF Corse
1. Alessandro PIER GUIDI 3. Antonio GIOVINAZZI Ferrari 499P HYPERCAR
2. James CALADO

1	3	12:54.550	8:37.942	1:23.872	2:52.736	324.5	12:54.550
---	---	-----------	----------	----------	----------	-------	-----------

54 Vista AF Corse
1. Thomas FLOHR 3. Davide RIGON Ferrari 296 LMGT3 Evo LMGT3
2. Francesco CASTELLACCI

1	1	5:24.687	1:51.492	1:36.490	1:56.705	275.9	5:24.687	
2	1	5:22.214	39.632	1:34.283	3:08.299	281.7	10:46.901	
3	1	5:23.863	39.889	1:33.817	3:10.157	284.6	16:10.764	
4	1	4:13.015	38.235	1:33.040	2:01.740	283.9	20:23.779	
5	1	4:13.754	38.286	1:33.199	2:02.269	283.1	24:37.533	
6	1	4:11.312	B	38.413	1:33.365	1:59.534	285.4	28:48.845
7	2	5:57.258	2:31.221	1:34.670	1:51.367	265.2	34:46.103	
8	2	4:01.602	37.579	1:32.533	1:51.490	286.9	38:47.705	
9	2	4:01.413	37.546	1:31.843	1:52.024	288.4	42:49.118	
10	2	4:28.305	1:06.697	1:32.040	1:49.568	286.1	47:17.423	
11	2	3:57.483	37.128	1:31.479	1:48.876	288.4	51:14.906	
12	2	3:58.819	37.499	1:32.089	1:49.231	275.9	55:13.725	
13	2	3:58.225	37.393	1:32.197	1:48.635	275.2	59:11.950	
14	2	3:56.995	37.210	1:31.171	1:48.614	286.9	1:03:08.945	
15	2	4:04.009	B	37.442	1:31.057	1:55.510	290.7	1:07:12.954
16	3	5:36.163	2:13.967	1:33.174	1:49.022	283.9	1:12:49.117	
17	3	3:57.576	37.170	1:31.302	1:49.104	285.4	1:16:46.693	
18	3	3:56.701	37.035	1:31.436	1:48.230	278.1	1:20:43.394	
19	3	3:56.406	36.898	1:31.198	1:48.310	285.4	1:24:39.800	
20	3	3:56.174	37.030	1:31.002	1:48.142	286.9	1:28:35.974	
21	3	6:19.596	37.113	2:46.425	2:56.058	286.1	1:34:55.570	



FIA WEC
94^e Edition des 24 Heures du Mans
Free Practice 2



Sector Analysis

Lap under Red Flag Invalidated Lap Personal Best Session Best Crossing the pit lane

Lap	D	Time	Sector 1	Sector 2	Sector 3	T. Spd	Elapsed
22	3	3:55.815	36.853	1:30.970	1:47.992	283.9	1:38:51.385
23	3	4:02.336	36.904	1:31.031	1:54.401	280.2	1:42:53.721
24	2	6:46.169	3:20.769	1:34.996	1:50.404	283.1	1:49:39.890
25	2	3:57.254	37.122	1:31.578	1:48.554	284.6	1:53:37.144
26	2	3:58.412	37.314	1:31.683	1:49.415	283.9	1:57:35.556
27	2	3:56.860	37.082	1:31.563	1:48.215	283.1	2:01:32.416

57	Kessel Racing		Ferrari 296 LMGT3 Evo			
	1. Takeshi KIMURA	3. Daniel SERRA	LMGT3			
	2. Conrad LAURSEN					

1	2	5:16.662	1:44.061	1:35.970	1:56.631	243.8	5:16.662
2	2	5:09.979	37.107	1:31.821	3:01.051	290.7	10:26.641
3	2	5:14.539	36.962	1:30.988	3:06.589	288.4	15:41.180
4	2	3:59.464	36.863	1:31.169	1:51.432	289.9	19:40.644
5	2	4:06.630	38.031	1:30.996	1:57.603	289.9	23:47.274
6	1	5:31.112	1:56.550	1:38.953	1:55.609	290.7	29:18.386
7	1	4:07.014	38.533	1:35.122	1:53.359	286.1	33:25.400
8	1	4:07.236	42.114	1:33.458	1:51.664	291.5	37:32.636
9	1	4:05.869	38.021	1:33.497	1:54.351	288.4	41:38.505
10	1	4:38.663	1:06.052	1:33.912	1:58.699	285.4	46:17.168
11	3	5:39.758	2:10.965	1:35.316	1:53.477	278.8	51:56.926
12	3	4:00.367	37.097	1:31.686	1:51.584	289.9	55:57.293
13	3	3:59.718	39.274	1:31.218	1:49.226	290.7	59:57.011
14	3	3:56.325	36.853	1:30.844	1:48.628	289.9	1:03:53.336
15	3	3:56.532	36.778	1:30.911	1:48.843	289.1	1:07:49.868
16	3	4:03.556	36.841	1:31.481	1:55.234	288.4	1:11:53.424
17	3	11:05.950	7:44.994	1:31.719	1:49.237	290.7	1:22:59.374
18	3	3:57.008	37.290	1:31.043	1:48.675	291.5	1:26:56.382
19	3	5:11.226	37.083	1:31.406	3:02.737	288.4	1:32:07.608
20	3	5:00.852	1:25.174	1:45.429	1:50.249	273.9	1:37:08.460
21	3	3:58.266	37.163	1:32.057	1:49.046	285.4	1:41:06.726
22	3	4:25.208	55.504	1:34.366	1:55.338	281.7	1:45:31.934
23	3	6:59.535	3:30.195	1:37.432	1:51.908	232.8	1:52:31.469
24	3	4:06.799	38.255	1:33.942	1:54.602	260.1	1:56:38.268
25	3	4:00.454	37.210	1:31.029	1:52.215	286.9	2:00:38.722

58	Garage 59		McLaren 720S LMGT3 Evo			
	1. Alexander WEST	3. Benjamin GOETHE	LMGT3			
	2. Finn GEHRSTZ					

1	3	6:21.443	2:51.815	1:34.974	1:54.654	283.9	6:21.443
2	3	5:06.013	37.016	1:31.892	2:57.105	287.6	11:27.456
3	3	5:19.829	37.218	2:10.943	2:31.668	289.9	16:47.285
4	3	4:01.609	37.735	1:31.040	1:52.834	290.7	20:48.894
5	3	3:59.937	36.772	1:30.445	1:52.720	288.4	24:48.831
6	3	4:03.229	36.949	1:30.854	1:55.426	289.1	28:52.060
7	3	6:37.743	3:13.315	1:32.269	1:52.159	289.1	35:29.803
8	3	3:58.385	38.038	1:31.627	1:48.720	286.9	39:28.188
9	3	3:57.998	37.213	1:31.535	1:49.250	284.6	43:26.186
10	3	4:27.374	1:06.197	1:32.017	1:49.160	285.4	47:53.560
11	3	4:04.993	36.928	1:31.688	1:56.377	280.9	51:58.553
12	1	5:41.047	2:08.940	1:35.342	1:56.765	271.8	57:39.600
13	1	4:09.974	39.170	1:33.739	1:57.065	285.4	1:01:49.574
14	1	4:06.552	38.647	1:34.279	1:53.626	282.4	1:05:56.126
15	1	4:05.869	39.093	1:33.283	1:53.493	287.6	1:10:01.995
16	1	4:04.701	38.735	1:33.156	1:52.810	284.6	1:14:06.696

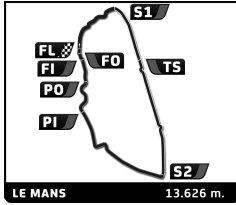
Lap	D	Time	Sector 1	Sector 2	Sector 3	T. Spd	Elapsed
17	1	4:04.593	38.438	1:33.213	1:52.942	280.9	1:18:11.289
18	1	4:05.130	38.794	1:32.999	1:53.337	283.1	1:22:16.419
19	1	4:06.065	38.949	1:33.785	1:53.331	285.4	1:26:22.484
20	1	4:33.783	38.301	1:32.408	2:23.074	287.6	1:30:56.267
21	1	5:59.142	1:25.336	2:34.179	1:59.627	80.7	1:36:55.409
22	2	7:18.204	3:53.583	1:33.231	1:51.390	284.6	1:44:13.613
23	2	4:25.106	1:00.159	1:34.917	1:50.030	283.9	1:48:38.719
24	2	3:59.130	37.460	1:32.083	1:49.587	286.9	1:52:37.849
25	2	3:58.340	37.190	1:31.864	1:49.286	289.1	1:56:36.189
26	2	3:58.961	37.130	1:32.258	1:49.573	284.6	2:00:35.150

59	Racing Spirit Of Lemans		Aston Martin Vantage AMR LMGT3			
	1. Clément MATEU	3. Valentin HASSE CLOT	LMGT3			
	2. Marius FOSSARD					

1	1	5:23.742	1:48.824	1:37.437	1:57.481	275.9	5:23.742
2	1	5:23.004	38.916	1:34.708	2:09.380	285.4	10:46.746
3	1	5:25.623	40.866	1:33.545	3:11.212	289.9	16:12.369
4	1	4:12.806	38.808	1:32.971	2:01.027	289.1	20:25.175
5	1	4:19.300	38.851	1:33.158	2:07.291	286.9	24:44.475
6	2	6:24.831	2:59.325	1:34.441	1:51.065	283.9	31:09.306
7	2	4:08.553	38.098	1:33.159	1:57.296	283.1	35:17.859
8	2	4:46.598	1:23.323	1:32.699	1:50.576	284.6	40:04.457
9	2	4:02.182	37.988	1:32.281	1:51.913	284.6	44:06.639
10	2	4:29.719	1:06.481	1:32.747	1:50.491	284.6	48:36.358
11	2	4:00.935	38.472	1:32.402	1:50.061	278.8	52:37.293
12	2	4:03.250	37.879	1:32.825	1:52.546	287.6	56:40.543
13	2	3:59.906	38.157	1:31.639	1:50.110	289.9	1:00:40.449
14	2	3:58.056	37.624	1:31.361	1:49.071	287.6	1:04:38.505
15	2	4:13.278	39.307	1:37.039	1:56.932	272.5	1:08:51.783
16	3	6:17.443	2:51.011	1:35.493	1:50.939	271.1	1:15:09.226
17	3	3:59.539	37.721	1:32.613	1:49.205	288.4	1:19:08.765
18	3	3:56.997	37.159	1:31.278	1:48.560	285.4	1:23:05.762
19	3	3:56.381	37.467	1:30.593	1:48.321	290.7	1:27:02.143
20	3	5:25.862	37.610	1:30.858	3:17.394	290.7	1:32:28.005
21	3	4:45.258	1:22.706	1:33.188	1:49.364	282.4	1:37:13.263
22	3	3:57.450	37.306	1:31.599	1:48.545	286.1	1:41:10.713
23	3	4:23.532	59.428	1:35.116	1:48.988	282.4	1:45:34.245
24	3	3:56.464	37.374	1:30.851	1:48.239	283.9	1:49:30.709
25	3	4:04.523	37.086	1:31.389	1:56.048	284.6	1:53:35.232
26	2	4:57.275	1:33.953	1:32.800	1:50.522	284.6	1:58:32.507
27	2	3:58.169	37.336	1:31.551	1:49.282	288.4	2:02:30.676

61	Iron Lynx		Mercedes-AMG LMGT3			
	1. Martin BERRY	3. Maxime MARTIN	LMGT3			
	2. Rui ANDRADE					

1	3	4:23.128	55.608	1:35.879	1:51.641	263.9	4:23.128
2	3	5:08.544	38.722	1:31.393	2:58.429	289.9	9:31.672
3	3	4:44.480	37.505	1:31.291	2:35.684	288.4	14:16.152
4	3	6:14.583	2:52.371	1:31.311	1:50.901	287.6	20:30.735
5	3	3:58.742	36.697	1:30.793	1:51.252	287.6	24:29.477
6	3	3:55.821	36.761	1:31.086	1:47.974	285.4	28:25.298
7	3	3:57.820	38.335	1:31.256	1:48.229	288.4	32:23.118
8	3	3:55.488	36.779	1:30.961	1:47.748	286.9	36:18.606
9	3	4:01.178	36.701	1:30.711	1:53.766	287.6	40:19.784
10	1	7:48.173	4:18.680	1:34.575	1:54.918	286.1	48:07.957



FIA WEC
94^e Edition des 24 Heures du Mans
Free Practice 2

Sector Analysis



Lap under Red Flag Invalidated Lap Personal Best Session Best B Crossing the pit lane

Lap	D	Time	Sector 1	Sector 2	Sector 3	T. Spd	Elapsed	Lap	D	Time	Sector 1	Sector 2	Sector 3	T. Spd	Elapsed
11	1	4:07.632	39.481	1:33.987	1:54.164	288.4	52:15.589	11	1	4:23.432 B	55.667	1:31.582	1:56.183	289.9	49:01.053
12	1	4:05.881	38.898	1:33.335	1:53.648	289.9	56:21.470	12	2	7:04.267	3:40.705	1:32.361	1:51.201	288.4	56:05.320
13	1	4:04.489	39.086	1:33.199	1:52.204	285.4	1:00:25.959	13	2	3:57.513	37.659	1:30.883	1:48.971	292.3	1:00:02.833
14	1	4:03.103	38.655	1:33.311	1:51.137	285.4	1:04:29.062	14	2	3:57.885	37.308	1:30.945	1:49.632	291.5	1:04:00.718
15	1	4:09.201 B	38.644	1:32.792	1:57.765	285.4	1:08:38.263	15	2	3:56.592	37.341	1:30.734	1:48.517	292.3	1:07:57.310
16	2	5:43.540	2:16.229	1:35.029	1:52.282	254.6	1:14:21.803	16	2	4:05.584 B	37.836	1:32.076	1:55.672	287.6	1:12:02.894
17	2	4:00.157	37.768	1:32.282	1:50.107	286.9	1:18:21.960	17	1	5:15.905	1:52.432	1:33.022	1:50.451	282.4	1:17:18.799
18	2	3:58.914	37.401	1:31.787	1:49.726	286.9	1:22:20.874	18	1	3:59.113	37.669	1:31.401	1:50.043	289.1	1:21:17.912
19	2	3:59.301	37.361	1:31.285	1:50.655	289.9	1:26:20.175	19	1	4:00.234	37.889	1:31.197	1:51.148	290.7	1:25:18.146
20	2	4:11.685	37.104	1:31.326	2:03.255	283.1	1:30:31.860	20	1	4:00.587	37.688	1:31.807	1:51.092	289.1	1:29:18.733
21	2	5:59.651	1:25.088	2:45.319	1:49.244	80.7	1:36:31.511	21	1	6:38.007 B	37.867	4:01.500	1:58.640	81.1	1:35:56.740
22	2	3:58.281	37.018	1:31.541	1:49.722	285.4	1:40:29.792	22	1	6:26.673	3:00.724	1:34.729	1:51.220	280.9	1:42:23.413
23	2	3:57.507	37.793	1:31.262	1:48.452	289.9	1:44:27.299	23	1	4:25.311	1:00.797	1:34.619	1:49.895	284.6	1:46:48.724
24	2	4:31.128 B	1:01.478	1:34.164	1:55.486	282.4	1:48:58.427	24	1	4:01.718	37.944	1:31.848	1:51.926	286.9	1:50:50.442

62 Team Qatar by Iron Lynx Mercedes-AMG LMGT3
 1. Abdulla AL-KHELAIFI 3. Giuliano ALESI LMGT3
 2. Julian HANSES

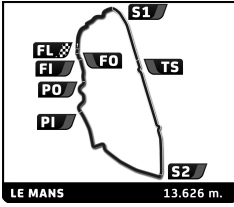
1	1	25:22.379	...	1:36.090	1:58.263	280.9	25:22.379
2	1	4:01.876	38.269	1:32.676	1:50.931	278.8	29:24.255
3	1	4:04.129	37.996	1:32.200	1:53.933	289.1	33:28.384
4	1	4:01.544	37.909	1:33.462	1:50.173	289.9	37:29.928
5	1	4:08.194 B	37.504	1:31.860	1:58.830	289.9	41:38.122
6	1	4:41.365 B	1:11.910	1:32.058	1:57.397	286.1	46:19.487
7	2	8:02.379	4:39.280	1:33.108	1:49.991	284.6	54:21.866
8	2	3:59.084	37.581	1:32.010	1:49.493	286.1	58:20.950
9	2	3:58.675	37.339	1:32.049	1:49.287	284.6	1:02:19.625
10	2	3:57.855	37.381	1:31.765	1:48.709	282.4	1:06:17.480
11	2	3:58.057	37.224	1:31.848	1:48.985	286.9	1:10:15.537
12	2	4:00.722	39.193	1:32.536	1:48.993	284.6	1:14:16.259
13	2	4:05.843 B	38.657	1:31.930	1:55.256	284.6	1:18:22.102
14	3	6:40.737	3:11.876	1:36.022	1:52.839	278.1	1:25:02.839
15	3	4:00.843	37.985	1:32.366	1:50.492	286.1	1:29:03.682
16	3	6:25.666	37.749	3:45.673	2:02.244	80.6	1:35:29.348
17	3	3:59.751	37.751	1:32.059	1:49.941	286.1	1:39:29.099
18	3	3:58.778	37.418	1:32.187	1:49.173	285.4	1:43:27.877
19	3	4:26.536	1:00.650	1:35.369	1:50.517	278.8	1:47:54.413
20	3	4:00.934	38.679	1:32.156	1:50.099	285.4	1:51:55.347
21	3	3:58.777	37.882	1:31.672	1:49.223	286.1	1:55:54.124
22	3	3:57.917	37.430	1:31.792	1:48.695	283.1	1:59:52.041
23	3	4:04.634 B	37.405	1:31.916	1:55.313	280.2	2:03:56.675

69 Team WRT BMW M4 LMGT3 Evo LMGT3
 1. Anthony MCINTOSH 3. Daniel HARPER
 2. Parker THOMPSON

1	3	4:14.607	49.043	1:34.846	1:50.718	285.4	4:14.607
2	3	5:07.707	39.060	1:31.674	2:56.973	278.8	9:22.314
3	3	4:48.763	37.046	1:31.458	2:40.259	289.1	14:11.077
4	3	4:41.549	1:15.844	1:32.247	1:53.458	289.1	18:52.626
5	3	3:58.385	37.087	1:30.935	1:50.363	286.9	22:51.011
6	3	4:04.615 B	39.231	1:31.082	1:54.302	287.6	26:55.626
7	1	5:40.299	2:15.969	1:32.554	1:51.776	292.3	32:35.925
8	1	4:00.037	37.955	1:31.668	1:50.414	290.7	36:35.962
9	1	4:00.534	38.309	1:31.405	1:50.820	290.7	40:36.496
10	1	4:01.125	38.398	1:32.009	1:50.718	290.7	44:37.621

74 Kessel Racing Ferrari 296 LMGT3 Evo LMGT3
 1. Dustin BLATTNER 3. Dennis MARSCHALL
 2. Lorenzo PATRESE

1	2	5:24.969	1:58.457	1:35.424	1:51.088	276.6	5:24.969
2	2	5:08.827	37.930	1:32.368	2:58.529	284.6	10:33.796
3	2	5:10.365	36.801	1:31.285	3:02.279	283.9	15:44.161
4	2	3:59.206	36.838	1:31.030	1:51.338	286.9	19:43.367
5	2	4:04.998 B	37.047	1:31.646	1:56.305	283.1	23:48.365
6	1	5:18.771	1:55.131	1:33.334	1:50.306	286.1	29:07.136
7	1	3:58.808	37.326	1:32.090	1:49.392	283.9	33:05.944
8	1	4:00.686	37.194	1:33.243	1:50.249	283.1	37:06.630



FIA WEC
94^e Edition des 24 Heures du Mans
Free Practice 2



Sector Analysis

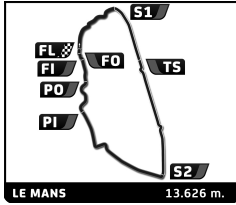
Lap under Red Flag Invalidated Lap Personal Best Session Best B Crossing the pit lane

Lap	D	Time	Sector 1	Sector 2	Sector 3	T. Spd	Elapsed	Lap	D	Time	Sector 1	Sector 2	Sector 3	T. Spd	Elapsed
4	3	4:00.908	37.569	1:31.604	1:51.735	286.9	19:59.898	1	1	10:43.761 B	5:48.664	1:42.682	3:12.415	240.5	10:43.761
5	3	4:05.315 B	37.553	1:31.565	1:56.197	286.9	24:05.213	2	1	9:56.773	6:18.642	1:36.407	2:01.724	243.8	20:40.534
6	1	5:56.471	2:31.944	1:32.838	1:51.689	284.6	30:01.684	3	1	4:08.135	38.638	1:34.289	1:55.208	280.2	24:48.669
7	1	4:02.038	39.096	1:32.381	1:50.561	288.4	34:03.722	4	1	4:09.606	40.194	1:34.933	1:54.479	288.4	28:58.275
8	1	3:59.384	37.778	1:32.188	1:49.418	289.9	38:03.106	5	1	4:11.626 B	38.987	1:33.313	1:59.326	286.1	33:09.901
9	1	4:02.844	38.021	1:32.673	1:52.150	286.1	42:05.950	6	2	5:49.993	2:25.441	1:33.324	1:51.228	284.6	38:59.894
10	1	4:35.888 B	1:06.701	1:32.599	1:56.588	286.9	46:41.838	7	2	4:00.913	37.654	1:31.689	1:51.570	286.1	43:00.807
11	1	4:34.418 B	1:03.984	1:32.249	1:58.185	285.4	51:16.256	8	2	4:28.644	1:05.759	1:31.842	1:51.043	286.9	47:29.451
12	2	5:35.822	2:12.215	1:32.886	1:50.721	284.6	56:52.078	9	2	3:58.416	38.071	1:31.345	1:49.000	289.1	51:27.867
13	2	4:00.627	38.329	1:32.452	1:49.846	287.6	1:00:52.705	10	2	3:57.062	37.334	1:31.060	1:48.668	290.7	55:24.929
14	2	4:00.149	37.903	1:32.186	1:50.060	284.6	1:04:52.854	11	2	3:59.168	37.675	1:31.517	1:49.976	289.9	59:24.097
15	2	3:59.535	37.952	1:31.894	1:49.689	286.1	1:08:52.389	12	2	3:57.593	38.060	1:30.731	1:48.802	290.7	1:03:21.690
16	2	4:03.360	37.868	1:31.927	1:53.565	289.1	1:12:55.749	13	2	4:04.287 B	37.248	1:31.553	1:55.486	287.6	1:07:25.977
17	2	3:59.247	37.954	1:31.930	1:49.363	287.6	1:16:54.996	14	3	5:26.763	2:00.629	1:35.044	1:51.090	261.3	1:12:52.740
18	2	4:05.772 B	38.293	1:31.780	1:55.699	292.3	1:21:00.768	15	3	3:57.250	37.244	1:31.553	1:48.453	286.1	1:16:49.990
19	1	5:20.649	1:51.630	1:34.724	1:54.295	282.4	1:26:21.417	16	3	3:55.838	37.085	1:30.832	1:47.921	286.9	1:20:45.828
20	1	4:23.966	37.784	1:32.099	2:14.083	288.4	1:30:45.383	17	3	3:55.602	36.874	1:31.053	1:47.675	288.4	1:24:41.430
21	1	5:54.252	1:25.025	2:38.423	1:50.804	80.6	1:36:39.635	18	3	3:57.255	37.656	1:31.594	1:48.005	287.6	1:28:38.685
22	1	4:05.711	37.578	1:32.471	1:55.662	285.4	1:40:45.346	19	3	6:26.333	36.996	2:57.829	2:51.508	289.9	1:35:05.018
23	1	4:11.408 B	40.648	1:33.165	1:57.595	287.6	1:44:56.754	20	3	3:58.201	37.355	1:31.725	1:49.121	278.8	1:39:03.219
24	3	5:07.331	1:45.232	1:32.396	1:49.703	288.4	1:50:04.085	21	3	4:01.804 B	37.037	1:31.095	1:53.672	284.6	1:43:05.023
25	3	3:57.556	37.017	1:31.213	1:49.326	290.7	1:54:01.641	22	3	6:22.887 B	2:46.597	1:38.667	1:57.623	260.1	1:49:27.910
26	3	3:58.048	37.029	1:31.743	1:49.276	288.4	1:57:59.689	23	3	6:03.905	2:40.329	1:34.274	1:49.302	272.5	1:55:31.815
27	3	3:56.872	37.034	1:31.202	1:48.636	288.4	2:01:56.561	24	3	3:57.718	37.037	1:31.807	1:48.874	280.2	1:59:29.533

78	Akkodis ASP Team		Lexus RC F LMGT3				
	1. Tom VAN ROMPUY	3. Jack HAWKSWORTH	LMGT3				
	2. Hadrien DAVID						
1	2	6:10.074	2:35.142	1:36.041	1:58.891	267.1	6:10.074
2	2	5:08.385	37.756	1:32.470	2:58.159	276.6	11:18.459
3	2	5:23.628	37.401	2:07.294	2:38.933	281.7	16:42.087
4	2	3:59.091	37.283	1:31.345	1:50.463	289.1	20:41.178
5	2	4:08.867 B	38.274	1:32.675	1:57.918	283.1	24:50.045
6	1	5:52.500	2:27.196	1:33.467	1:51.837	284.6	30:42.545
7	1	4:02.316	37.993	1:32.962	1:51.361	287.6	34:44.861
8	1	4:01.336	37.753	1:32.542	1:51.041	275.2	38:46.197
9	1	4:01.954	38.480	1:32.047	1:51.427	280.2	42:48.151
10	1	4:37.808 B	1:05.931	1:33.420	1:58.457	276.6	47:25.959
11	3	5:37.582	2:14.887	1:32.820	1:49.875	286.9	53:03.541
12	3	3:57.672	37.747	1:31.231	1:48.694	286.9	57:01.213
13	3	3:56.137	37.096	1:30.879	1:48.162	290.7	1:00:57.350
14	3	3:55.973	36.759	1:30.780	1:48.434	288.4	1:04:53.323
15	3	4:05.999 B	37.835	1:31.990	1:56.174	287.6	1:08:59.322
16	3	20:12.115	...	1:32.255	1:52.220	286.1	1:29:11.437
17	3	6:32.056	37.105	4:02.944	1:52.007	80.5	1:35:43.493
18	3	3:56.912	36.938	1:31.186	1:48.788	285.4	1:39:40.405
19	3	3:56.008	36.879	1:30.929	1:48.200	289.1	1:43:36.413
20	3	4:35.687 B	1:00.871	1:39.135	1:55.681	282.4	1:48:12.100
21	3	5:48.439	2:23.644	1:33.256	1:51.539	286.1	1:54:00.539
22	3	3:57.399	37.535	1:31.001	1:48.863	289.1	1:57:57.938
23	3	4:05.674 B	36.798	1:31.500	1:57.376	289.1	2:02:03.612

79	Iron Lynx		Mercedes-AMG LMGT3	
	1. Johannes ZELGER	3. Lin HODENIUS	LMGT3	
	2. Matteo CRESSONI			

83	AF Corse		Ferrari 499P				
	1. Yifei YE	3. Philip HANSON	HYPERCAR				
	2. Robert KUBICA						
1	2	4:03.330	1:01.092	1:23.964	1:38.274	325.5	4:03.330
2	2	4:47.013 B	33.354	1:19.528	2:54.131	338.7	8:50.343
3	2	4:49.508	1:05.167	1:19.596	2:24.745	336.6	13:39.851
4	2	4:34.234	1:24.872	1:30.548	1:38.814	338.7	18:14.085
5	2	3:29.491	32.854	1:19.345	1:37.292	339.7	21:43.576
6	2	3:28.842	32.731	1:19.732	1:36.379	348.5	25:12.418
7	2	3:28.867	33.460	1:19.896	1:35.511	338.7	28:41.285
8	2	3:26.597	32.757	1:19.240	1:34.600	341.9	32:07.882
9	2	3:32.946 B	32.807	1:19.108	1:41.031	338.7	35:40.828
10	1	4:44.220	1:46.431	1:20.698	1:37.091	336.6	40:25.048
11	1	3:31.292	33.249	1:19.751	1:38.292	338.7	43:56.340
12	1	4:02.811	1:03.247	1:19.824	1:39.740	333.5	47:59.151
13	1	3:28.715	32.982	1:19.186	1:36.547	343.0	51:27.866
14	1	3:26.316	32.632	1:19.073	1:34.611	339.7	54:54.182
15	1	3:26.611	32.547	1:19.075	1:34.989	336.6	58:20.793
16	1	3:26.596	32.690	1:19.049	1:34.857	338.7	1:01:47.389
17	1	3:28.746	32.730	1:19.532	1:36.484	340.8	1:05:16.135
18	1	3:33.879 B	32.774	1:19.416	1:41.689	315.1	1:08:50.014
19	3	6:19.894	3:19.406	1:21.141	1:39.347	332.5	1:15:09.908
20	3	3:29.649	33.328	1:19.928	1:36.393	337.6	1:18:39.557
21	3	3:32.334	32.965	1:19.763	1:39.606	337.6	1:22:11.891
22	3	3:31.364	34.105	1:20.525	1:36.734	334.5	1:25:43.255
23	3	3:31.932	33.038	1:19.631	1:39.263	339.7	1:29:15.187
24	3	6:08.175	33.790	3:54.357	1:40.028	80.6	1:35:23.362
25	3	3:37.301 B	34.278	1:20.678	1:42.345	312.4	1:39:00.663



FIA WEC
94^e Edition des 24 Heures du Mans
Free Practice 2



Sector Analysis

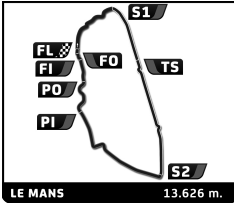
Lap under Red Flag Invalidated Lap Personal Best Session Best Crossing the pit lane

Lap	D	Time	Sector 1	Sector 2	Sector 3	T. Spd	Elapsed	Lap	D	Time	Sector 1	Sector 2	Sector 3	T. Spd	Elapsed
26	2	4:47.400	1:46.912	1:22.391	1:38.097	333.5	1:43:48.063	18	3	3:57.408	37.384	1:31.365	1:48.659	288.4	1:28:56.537
27	2	3:59.821	57.708	1:22.591	1:39.522	331.5	1:47:47.884	19	3	6:24.682	37.305	3:24.728	2:22.649	80.2	1:35:21.219
28	2	3:30.879	33.254	1:20.720	1:36.905	317.0	1:51:18.763	20	3	3:59.211	37.433	1:31.504	1:50.274	286.1	1:39:20.430
29	2	3:31.295	33.678	1:20.339	1:37.278	338.7	1:54:50.058	21	3	4:04.920 B	37.217	1:31.395	1:56.308	285.4	1:43:25.350
30	2	3:32.738	33.460	1:21.292	1:37.986	338.7	1:58:22.796	22	2	5:50.115	2:26.808	1:33.247	1:50.060	283.9	1:49:15.465
31	2	3:31.121	32.953	1:19.491	1:38.677	345.1	2:01:53.917	23	2	3:58.967	37.560	1:31.860	1:49.547	288.4	1:53:14.432
87 Akkodis ASP Team Lexus RC F LMGT3 1. Petru UMBRĂRESCU 3. José María LÓPEZ LMGT3 2. Clemens SCHMID								91 Manthey DK Engineering Porsche 911 GT3 R LMGT3 1. James COTTINGHAM 3. Ayhancan GÜVEN LMGT3 2. Timur BOGUSLAVSKIY							

1	1	17:29.357	...	2:56.294	1:55.547	238.4	17:29.357
2	1	4:06.345	37.774	1:32.961	1:55.610	283.1	21:35.702
3	1	4:00.329	38.424	1:31.463	1:50.442	294.6	25:36.031
4	1	4:00.411	37.589	1:31.972	1:50.850	288.4	29:36.442
5	1	4:02.731	37.769	1:33.416	1:51.546	276.6	33:39.173
6	1	3:58.739	37.308	1:31.995	1:49.436	282.4	37:37.912
7	1	4:06.943 B	37.493	1:32.416	1:57.034	280.2	41:44.855
8	2	7:49.005	4:25.385	1:32.885	1:50.735	283.9	49:33.860
9	2	3:57.896	37.213	1:31.679	1:49.004	289.9	53:31.756
10	2	3:57.714	37.175	1:31.078	1:49.461	288.4	57:29.470
11	2	3:59.417	38.593	1:31.123	1:49.701	289.9	1:01:28.887
12	2	3:58.123	37.142	1:31.730	1:49.251	279.5	1:05:27.010
13	2	3:59.556	37.766	1:32.283	1:49.507	274.5	1:09:26.566
14	2	4:07.044 B	38.492	1:31.905	1:56.647	281.7	1:13:33.610
15	3	5:58.001	2:36.546	1:32.268	1:49.187	285.4	1:19:31.611
16	3	3:57.205	37.059	1:31.237	1:48.909	289.9	1:23:28.816
17	3	3:57.639	37.059	1:31.741	1:48.839	292.3	1:27:26.455
18	3	5:58.091 B	37.072	1:31.150	3:49.869	293.0	1:33:24.546
19	3	6:46.951	3:25.928	1:32.111	1:48.912	281.7	1:40:11.497
20	3	4:01.051	39.493	1:31.654	1:49.904	287.6	1:44:12.548
21	3	4:24.094	1:00.084	1:34.849	1:49.161	282.4	1:48:36.642
22	3	3:56.802	37.035	1:31.062	1:48.705	286.1	1:52:33.444
23	3	3:56.546	37.238	1:30.842	1:48.466	288.4	1:56:29.990
24	3	3:56.766	36.865	1:31.139	1:48.762	284.6	2:00:26.756

88 Proton Competition Ford Mustang LMGT3 1. Stefano GATTUSO 3. Logan SARGEANT LMGT3 2. Giammarco LEVORATO							
1	1	5:06.536	1:36.111	1:36.890	1:53.535	259.5	5:06.536
2	1	5:11.785	38.599	1:32.420	3:00.766	289.1	10:18.321
3	1	5:17.638	37.773	1:31.682	3:08.183	287.6	15:35.959
4	1	4:02.044	38.672	1:32.018	1:51.354	285.4	19:38.003
5	1	4:06.891 B	37.709	1:31.412	1:57.770	285.4	23:44.894
6	2	9:33.865	6:06.549	1:36.206	1:51.110	286.1	33:18.759
7	2	4:00.487	37.646	1:32.391	1:50.450	287.6	37:19.246
8	2	3:59.018	37.751	1:31.949	1:49.318	286.9	41:18.264
9	2	4:39.593	1:16.849	1:32.704	1:50.040	282.4	45:57.857
10	2	4:05.893 B	38.080	1:32.071	1:55.742	286.1	50:03.750
11	3	7:01.431	3:38.851	1:32.552	1:50.028	288.4	57:05.181
12	3	3:58.373	37.445	1:31.596	1:49.332	287.6	1:01:03.554
13	3	3:58.105	37.390	1:31.528	1:49.187	288.4	1:05:01.659
14	3	3:58.598	37.198	1:31.423	1:49.977	286.9	1:09:00.257
15	3	4:04.603 B	37.501	1:32.037	1:55.065	286.1	1:13:04.860
16	3	7:54.916	4:32.375	1:33.333	1:49.208	281.7	1:20:59.776
17	3	3:59.353	37.252	1:32.764	1:49.337	287.6	1:24:59.129

92 The Bend Manthey Porsche 911 GT3 R LMGT3 1. Yasser SHAHIN 3. Richard LIETZ LMGT3 2. Riccardo PERA							
1	3	4:48.498	1:18.443	1:35.204	1:54.851	272.5	4:48.498
2	3	5:09.326	36.919	1:31.560	3:00.847	289.1	9:57.824
3	3	4:47.841 B	36.951	1:31.250	2:39.640	286.1	14:45.665
4	3	6:57.450	3:31.851	1:33.779	1:51.820	280.2	21:43.115
5	3	3:56.232	36.904	1:31.393	1:47.935	286.1	25:39.347
6	3	3:57.364	36.834	1:31.190	1:49.340	286.1	29:36.711
7	3	4:03.649 B	37.799	1:32.317	1:53.533	285.4	33:40.360
8	2	5:09.358	1:46.195	1:31.908	1:51.255	285.4	38:49.718
9	2	3:59.259	38.166	1:31.321	1:49.772	289.1	42:48.977
10	2	4:25.774	1:05.469	1:32.218	1:48.087	287.6	47:14.751
11	2	3:55.532	36.862	1:31.083	1:47.587	285.4	51:10.283
12	2	4:03.135 B	36.792	1:31.878	1:54.465	284.6	55:13.418
13	1	5:21.852	1:50.699	1:36.450	1:54.703	240.0	1:00:35.270
14	1	4:02.799	39.259	1:32.375	1:51.165	286.9	1:04:38.069



FIA WEC
94^e Edition des 24 Heures du Mans
Free Practice 2



Sector Analysis

Lap under Red Flag Invalidated Lap Personal Best Session Best B Crossing the pit lane

Lap	D	Time	Sector 1	Sector 2	Sector 3	T. Spd	Elapsed	Lap	D	Time	Sector 1	Sector 2	Sector 3	T. Spd	Elapsed
15	1	4:02.771	39.222	1:32.580	1:50.969	286.9	1:08:40.840	7	2	7:44.944	4:47.744	1:20.979	1:36.221	330.5	33:04.838
16	1	4:02.839	38.251	1:32.829	1:51.759	283.1	1:12:43.679	8	2	3:29.241	33.233	1:19.935	1:36.073	338.7	36:34.079
17	1	4:09.516 B	38.596	1:32.913	1:58.007	283.9	1:16:53.195	9	2	3:29.036	33.116	1:19.511	1:36.409	335.6	40:03.115
18	3	5:09.942	1:47.130	1:32.825	1:49.987	283.1	1:22:03.137	10	2	3:31.680	33.715	1:20.198	1:37.767	329.5	43:34.795
19	3	3:56.688	36.847	1:31.706	1:48.135	283.9	1:25:59.825	11	2	4:01.097	1:04.078	1:20.231	1:36.788	331.5	47:35.892
20	3	3:56.324	36.891	1:31.505	1:47.928	284.6	1:29:56.149	12	2	3:35.461 B	33.172	1:19.542	1:42.747	330.5	51:11.353
21	3	6:28.806 B	1:16.879	3:16.566	1:55.361	80.7	1:36:24.955	13	1	4:37.283	1:36.949	1:20.838	1:39.496	341.9	55:48.636
22	3	14:17.826	...	1:33.679	1:50.521	278.8	1:50:42.781	14	1	3:32.873	33.344	1:20.431	1:39.098	337.6	59:21.509
23	3	3:58.388	37.243	1:32.222	1:48.923	281.7	1:54:41.169	15	1	3:30.770	33.484	1:20.279	1:37.007	336.6	1:02:52.279
24	3	3:58.061	37.441	1:31.610	1:49.010	283.9	1:58:39.230	16	1	3:33.020	34.673	1:21.165	1:37.182	318.8	1:06:25.299
25	3	3:57.832	37.496	1:31.329	1:49.007	285.4	2:02:37.062	17	1	3:32.072	33.549	1:20.765	1:37.584	340.8	1:09:57.371

93 Peugeot Totalenergies
1. Paul DI RESTA 3. Nick CASSIDY Peugeot 9X8 HYPERCAR
2. Stoffel VANDORNE

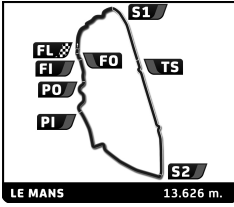
1	1	4:29.768	1:26.351	1:25.088	1:38.329		4:29.768
2	1	4:44.319	33.779	1:19.440	2:51.100		9:14.087
3	1	4:11.374	32.983	1:19.267	2:19.124		13:25.461
4	1	4:53.705	1:25.207	1:41.501	1:46.997	317.0	18:19.166
5	1	3:35.387 B	33.079	1:19.267	1:43.041		21:54.553
6	1	4:43.210	1:47.142	1:20.353	1:35.715		26:37.763
7	1	3:30.501	33.118	1:19.202	1:38.181		30:08.264
8	1	3:28.856	33.153	1:19.131	1:36.572	340.8	33:37.120
9	1	3:30.636	33.290	1:20.243	1:37.103	298.7	37:07.756
10	1	3:35.537 B	32.950	1:18.995	1:43.592	339.7	40:43.293
11	3	5:23.519	2:15.278	1:27.453	1:40.788	285.4	46:06.812
12	3	3:33.624	34.265	1:20.580	1:38.779	337.6	49:40.436
13	3	3:28.880	33.130	1:19.795	1:35.955		53:09.316
14	3	3:31.172	33.829	1:20.217	1:37.126		56:40.488
15	3	3:39.418 B	34.082	1:20.848	1:44.488	315.1	1:00:19.906
16	3	4:24.301	1:21.770	1:21.048	1:41.483	325.5	1:04:44.207
17	3	3:33.936	36.047	1:20.814	1:37.075		1:08:18.143
18	3	3:30.374	33.437	1:20.000	1:36.937	320.7	1:11:48.517
19	3	4:13.980	33.694	1:38.588	2:01.698	312.4	1:16:02.497
20	3	3:45.888 B	34.933	1:21.951	1:49.004		1:19:48.385
21	2	5:11.542	2:06.467	1:24.735	1:40.340	255.2	1:24:59.927
22	2	3:29.730	33.490	1:19.724	1:36.516	340.8	1:28:29.657
23	2	6:05.587	33.644	2:08.845	3:23.098	334.5	1:34:35.244
24	2	3:32.453	33.627	1:19.420	1:39.406		1:38:07.697
25	2	3:35.882 B	33.357	1:19.778	1:42.747	340.8	1:41:43.579
26	2	5:19.508	2:15.999	1:25.355	1:38.154		1:47:03.087
27	2	3:28.728	33.019	1:19.687	1:36.022	341.9	1:50:31.815
28	2	3:28.896	33.017	1:19.143	1:36.736	338.7	1:54:00.711
29	2	3:27.831	33.163	1:19.290	1:35.378		1:57:28.542
30	2	3:33.700 B	33.018	1:19.273	1:41.409		2:01:02.242

94 Peugeot Totalenergies
1. Loïc DUVAL 3. Théo POURCHAIRE Peugeot 9X8 HYPERCAR
2. Malthe JAKOBSEN

1	3	4:48.598	1:40.689	1:26.592	1:41.317	327.5	4:48.598
2	3	4:44.617	34.994	1:20.656	2:48.967	340.8	9:33.215
3	3	4:06.252	33.446	1:19.394	2:13.412	339.7	13:39.467
4	3	4:36.465	1:24.651	1:31.586	1:40.228	334.5	18:15.932
5	3	3:28.473	33.033	1:18.999	1:36.441	344.1	21:44.405
6	3	3:35.489 B	33.086	1:18.961	1:43.442	344.1	25:19.894

99 AO by TF
1. PJ HYETT 3. Dane CAMERON Oreca 07 - Gibson LMP2 P/A
2. James ALLEN

1	3	4:33.719	1:20.815	1:29.908	1:42.996	280.9	4:33.719
2	3	4:55.767	36.626	1:24.842	2:54.299	316.0	9:29.486
3	3	4:19.685	34.718	1:24.658	2:20.309	317.9	13:49.171
4	3	4:35.483	1:25.764	1:28.743	1:40.976	300.3	18:24.654
5	3	3:45.359 B	34.365	1:23.559	1:47.435	318.8	22:10.013
6	2	5:34.977	2:29.849	1:24.444	1:40.684	315.1	27:44.990
7	2	3:39.328	34.366	1:23.709	1:41.253	318.8	31:24.318
8	2	3:41.155	35.246	1:25.268	1:40.641	293.8	35:05.473
9	2	3:39.766	34.313	1:24.550	1:40.903	322.6	38:45.239
10	2	3:44.022 B	34.214	1:23.671	1:46.137	315.1	42:29.261
11	1	5:45.127 B	2:17.301	1:31.166	1:56.660	293.0	48:14.388
12	1	5:27.503	2:12.748	1:29.516	1:45.239	308.0	53:41.891
13	1	3:48.277	35.946	1:26.658	1:45.673	310.6	57:30.168
14	1	3:47.569	36.849	1:26.471	1:44.249	314.2	1:01:17.737
15	1	3:46.748	35.846	1:25.891	1:45.011	317.9	1:05:04.485
16	1	3:45.379	35.870	1:25.871	1:43.638	315.1	1:08:49.864
17	1	3:45.144	36.330	1:26.371	1:42.443	314.2	1:12:35.008
18	1	3:42.788	35.412	1:25.220	1:42.156	313.3	1:16:17.796
19	1	3:50.596 B	35.408	1:24.793	1:50.395	315.1	1:20:08.392
20	3	14:56.198	9:09.477	2:57.436	2:49.285	303.7	1:35:04.590
21	3	3:39.817	34.754	1:24.671	1:40.392	318.8	1:38:44.407
22	3	3:37.669	34.194	1:23.600	1:39.875	318.8	1:42:22.076
23	3	4:06.289	59.772	1:26.948	1:39.569	313.3	1:46:28.365
24	3	3:37.290	34.068	1:23.427	1:39.795	317.9	1:50:05.655
25	3	3:41.468	35.865	1:24.914	1:40.689	317.9	1:53:47.123
26	3	3:36.173	34.186	1:23.312	1:38.675	318.8	1:57:23.296



FIA WEC
94^e Edition des 24 Heures du Mans
Free Practice 2



Sector Analysis

Lap under Red Flag Invalidated Lap Personal Best Session Best B Crossing the pit lane

Lap	D	Time	Sector 1	Sector 2	Sector 3	T. Spd	Elapsed	Lap	D	Time	Sector 1	Sector 2	Sector 3	T. Spd	Elapsed
9	2	3:42.480	35.031	1:24.835	1:42.614	307.1	42:40.754								
10	2	4:16.868 B	1:04.294	1:24.446	1:48.128	317.9	46:57.622								
11	1	7:17.997	3:57.474	1:29.768	1:50.755	303.7	54:15.619								
12	1	3:52.515	37.180	1:28.335	1:47.000	318.8	58:08.134								
13	1	3:48.602	36.353	1:26.901	1:45.348	316.0	1:01:56.736								
14	1	3:49.157	36.329	1:27.797	1:45.031	314.2	1:05:45.893								
15	1	3:46.684	36.090	1:26.641	1:43.953	315.1	1:09:32.577								
16	1	3:48.411	36.358	1:27.528	1:44.525	317.9	1:13:20.988								
17	1	3:54.181 B	36.155	1:25.868	1:52.158	314.2	1:17:15.169								
18	2	12:01.450	8:50.010	1:28.066	1:43.374	277.3	1:29:16.619								
19	2	6:17.470	35.599	3:59.055	1:42.816	80.3	1:35:34.089								
20	2	3:40.581	34.440	1:24.702	1:41.439	317.0	1:39:14.670								
21	2	3:40.160	34.878	1:24.248	1:41.034	317.0	1:42:54.830								
22	2	4:07.951	59.219	1:26.849	1:41.883	309.7	1:47:02.781								
23	2	3:39.003	34.548	1:23.681	1:40.774	320.7	1:50:41.784								
24	2	3:37.257	34.307	1:23.672	1:39.278	317.9	1:54:19.041								
25	2	3:38.015	34.172	1:23.661	1:40.182	317.9	1:57:57.056								
26	2	3:39.924	35.321	1:24.200	1:40.403	317.9	2:01:36.980								

343 Inter Europol Competition Oreca 07 - Gibson
 1. Bijoy GARG 3. Nico MÜLLER LMP2
 2. Reshad DE GÉRUS

1	2	6:19.192	2:59.447	1:32.400	1:47.345	260.7	6:19.192								
2	2	5:01.382 B	35.454	1:25.075	3:00.853	313.3	11:20.574								
3	2	9:17.828	6:05.239	1:26.864	1:45.725	308.0	20:38.402								
4	2	3:44.168	34.830	1:24.565	1:44.773	317.9	24:22.570								
5	2	3:38.265	34.563	1:24.174	1:39.528	314.2	28:00.835								
6	2	3:46.316 B	34.432	1:24.713	1:47.171	316.0	31:47.151								
7	1	5:01.510	1:49.933	1:28.610	1:42.967	273.2	36:48.661								
8	1	3:43.008	35.304	1:25.077	1:42.627	317.0	40:31.669								
9	1	3:40.908	35.467	1:24.058	1:41.383	317.0	44:12.577								
10	1	4:08.957	1:04.537	1:24.937	1:39.483	316.0	48:21.534								
11	1	3:44.260 B	34.988	1:23.410	1:45.862	324.5	52:05.794								
12	3	4:49.173	1:41.160	1:26.135	1:41.878	315.1	56:54.967								
13	3	3:41.802	35.107	1:24.324	1:42.371	318.8	1:00:36.769								
14	3	3:41.197	35.380	1:24.690	1:41.127	321.7	1:04:17.966								
15	3	3:38.854	34.665	1:23.980	1:40.209	321.7	1:07:56.820								
16	3	3:46.163 B	35.414	1:24.565	1:46.184	321.7	1:11:42.983								
17	3	6:12.989	3:05.270	1:26.708	1:41.011	312.4	1:17:55.972								
18	3	3:39.154	34.784	1:25.033	1:39.337	312.4	1:21:35.126								
19	3	3:46.162 B	34.489	1:23.815	1:47.858	317.0	1:25:21.288								
20	1	7:20.094 B	2:33.144	1:25.525	3:21.425	317.9	1:32:41.382								
21	1	4:55.496	1:48.833	1:25.789	1:40.874	315.1	1:37:36.878								
22	1	3:39.435	34.984	1:24.397	1:40.054	318.8	1:41:16.313								
23	1	4:13.796 B	58.595	1:27.170	1:48.031	301.2	1:45:30.109								
24	2	5:31.964	2:17.639	1:29.330	1:44.995	289.9	1:51:02.073								
25	2	3:40.339	34.885	1:24.871	1:40.583	317.0	1:54:42.412								
26	2	3:41.929	35.539	1:24.662	1:41.728	312.4	1:58:24.341								
27	2	3:37.512	34.697	1:23.642	1:39.173	319.8	2:02:01.853								