

FIA WEC

94^e Edition des 24 Heures d'Hyperpole 1 LMP2-LMGT3

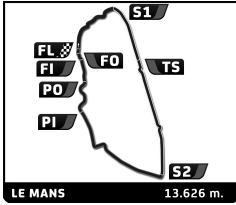


Section Analysis

■ Personal Best
 ■ Session Best
 ■ Crossing the pit lane

Lap	D	Time	Elapsed	SCL2	Z4	IP1	Z12	SCLC	A7-1	IP2	A8-1	SCLB	PORIN	POROUT	SCL1	FORDOUT	FL
4	Crowdstrike Racing by APR			1. George KURTZ			2. Alexander QUINN			3. Laurin HEINRICH			Oreca 07 - Gibson				
1	3	4:04.188	4:04.188	18.510	15.568	17.978	37.017	5.142	27.701	18.720	6.840	39.226	18.486	15.615	12.949	6.814	3.622
			Elapsed	18.510	34.078	52.056	1:29.073	1:34.215	2:01.916	2:20.636	2:27.476	3:06.702	3:25.188	3:40.803	3:53.752	4:00.566	4:04.188
2	3	3:35.569	7:39.757	8.774	10.312	15.058	34.071	5.061	26.527	17.869	6.564	38.004	17.984	15.045	10.698	5.953	3.649
			Elapsed	8.774	19.086	34.144	1:08.215	1:13.276	1:39.803	1:57.672	2:04.236	2:42.240	3:00.224	3:15.269	3:25.967	3:31.920	3:35.569
3	3	3:33.889	11:13.646	8.770	10.054	14.894	33.761	5.040	26.312	17.690	6.440	37.874	17.971	14.825	10.591	5.881	3.786
			Elapsed	8.770	18.824	33.718	1:07.479	1:12.519	1:38.831	1:56.521	2:02.961	2:40.835	2:58.806	3:13.631	3:24.222	3:30.103	3:33.889
4	3	3:41.618 B	14:55.264	8.838	10.107	14.869	33.881	5.070	26.589	18.020	6.467	37.991	18.049	15.078	10.616		
			Elapsed	8.838	18.945	33.814	1:07.695	1:12.765	1:39.354	1:57.374	2:03.841	2:41.832	2:59.881	3:14.959	3:25.575		3:41.618
5	3	4:31.121	19:26.385	55.937	13.302	16.677	35.757	5.108	27.237	18.113	6.579	38.601	18.133	15.057	10.756	6.258	3.606
			Elapsed	55.937	1:09.239	1:25.916	2:01.673	2:06.781	2:34.018	2:52.131	2:58.710	3:37.311	3:55.444	4:10.501	4:21.257	4:27.515	4:31.121
6	3	3:44.476 B	23:10.861	8.744	10.338	14.907	33.625	5.038	26.525	17.791	6.455	37.853	17.877	15.051	12.813		
			Elapsed	8.744	19.082	33.989	1:07.614	1:12.652	1:39.177	1:56.968	2:03.423	2:41.276	2:59.153	3:14.204	3:27.017		3:44.476
9	Proton Competition			1. Jonas RIED			2. Kakunoshin OHTA			3. Harry KING			Oreca 07 - Gibson				
1	2	4:31.023	4:31.023	39.144	15.048	19.476	37.543	5.267	27.853	18.369	6.947	41.265	18.545	18.441	11.742	7.593	3.790
			Elapsed	39.144	54.192	1:13.668	1:51.211	1:56.478	2:24.331	2:42.700	2:49.647	3:30.912	3:49.457	4:07.898	4:19.640	4:27.233	4:31.023
2	2	3:44.697	8:15.720	8.840	10.671	15.854	35.466	5.132	26.795	17.884	6.729	38.410	18.157	16.308	12.075	8.701	3.675
			Elapsed	8.840	19.511	35.365	1:10.831	1:15.963	1:42.758	2:00.642	2:07.371	2:45.781	3:03.938	3:20.246	3:32.321	3:41.022	3:44.697
3	2	3:36.918	11:52.638	8.792	10.402	15.213	34.112	5.156	26.648	17.776	6.473	37.979	18.029	15.423	11.033	6.115	3.767
			Elapsed	8.792	19.194	34.407	1:08.519	1:13.675	1:40.323	1:58.099	2:04.572	2:42.551	3:00.580	3:16.003	3:27.036	3:33.151	3:36.918
4	2	3:45.067 B	15:37.705	8.836	10.578	15.178	34.046	5.108	26.852	17.851	6.508	38.025	18.063	15.512	11.114		
			Elapsed	8.836	19.414	34.592	1:08.638	1:13.746	1:40.598	1:58.449	2:04.957	2:42.982	3:01.045	3:16.557	3:27.671		3:45.067
5	2	4:31.767	20:09.472	52.619	13.729	18.172	36.685	5.173	27.052	18.313	6.781	38.438	18.183	15.525	10.945	6.442	3.710
			Elapsed	52.619	1:06.348	1:24.520	2:01.205	2:06.378	2:33.430	2:51.743	2:58.524	3:36.962	3:55.145	4:10.670	4:21.615	4:28.057	4:31.767





FIA WEC
 94^e Edition des 24 Heures d
 Hyperpole 1 LMP2-LMGT3

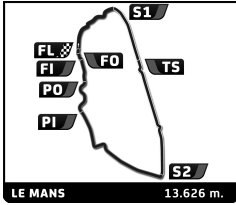


Section Analysis

■ Personal Best ■ Session Best ■ Crossing the pit lane

Lap	D	Time	Elapsed	SCL2	Z4	IP1	Z12	SCLC	A7-1	IP2	A8-1	SCLB	PORIN	POROUT	SCL1	FORDOUT	FL
14		TDS Racing		1.Tobias LUTKE			2.Mathias BECHE			3.Kévin ESTRE			Oreca 07 - Gibson				
1	2	4:13.634	4:13.634	25.696	13.969	19.796	37.936	5.296	27.894	18.085	7.233	39.950	18.374	15.801	12.907	7.085	3.612
			Elapsed	25.696	39.665	59.461	1:37.397	1:42.693	2:10.587	2:28.672	2:35.905	3:15.855	3:34.229	3:50.030	4:02.937	4:10.022	4:13.634
2	2	3:36.744	7:50.378	8.784	10.255	15.207	33.987	5.114	26.544	17.795	6.549	38.130	17.978	15.195	10.748	6.863	3.595
			Elapsed	8.784	19.039	34.246	1:08.233	1:13.347	1:39.891	1:57.686	2:04.235	2:42.365	3:00.343	3:15.538	3:26.286	3:33.149	3:36.744
3	2	3:34.693	11:25.071	8.753	10.029	15.121	33.655	5.076	26.440	17.737	6.509	37.809	17.952	15.170	10.716	6.039	3.687
			Elapsed	8.753	18.782	33.903	1:07.558	1:12.634	1:39.074	1:56.811	2:03.320	2:41.129	2:59.081	3:14.251	3:24.967	3:31.006	3:34.693
4	2	3:36.226	15:01.297	8.805	9.995	15.057	33.666	5.112	26.490	17.731	6.546	37.774	18.002	16.140	11.049	6.262	3.597
			Elapsed	8.805	18.800	33.857	1:07.523	1:12.635	1:39.125	1:56.856	2:03.402	2:41.176	2:59.178	3:15.318	3:26.367	3:32.629	3:36.226
5	2	3:34.542	18:35.839	8.730	10.166	15.021	33.709	5.117	26.541	17.669	6.603	37.791	17.943	14.951	10.636	5.985	3.680
			Elapsed	8.730	18.896	33.917	1:07.626	1:12.743	1:39.284	1:56.953	2:03.556	2:41.347	2:59.290	3:14.241	3:24.877	3:30.862	3:34.542
6	2	3:41.293 B	22:17.132	8.797	9.994	14.995	33.843	5.089	26.515	17.807	6.487	37.866	17.944	14.938	10.798		
			Elapsed	8.797	18.791	33.786	1:07.629	1:12.718	1:39.233	1:57.040	2:03.527	2:41.393	2:59.337	3:14.275	3:25.073		3:41.293
21		Vista AF Corse		1.François HÉRIAU			2.Simon MANN			3.Alessio ROVERA			Ferrari 296 LMGT3 Evo				
1	2	4:37.190	4:37.190	21.497	16.097	24.038	46.622	5.615	30.250	19.709	7.199	43.193	20.712	18.857	12.620	7.011	3.770
			Elapsed	21.497	37.594	1:01.632	1:48.254	1:53.869	2:24.119	2:43.828	2:51.027	3:34.220	3:54.932	4:13.789	4:26.409	4:33.420	4:37.190
2	2	3:54.800	8:31.990	9.464	10.821	16.422	37.121	5.463	28.946	19.274	6.890	40.679	19.566	17.809	12.048	6.425	3.872
			Elapsed	9.464	20.285	36.707	1:13.828	1:19.291	1:48.237	2:07.511	2:14.401	2:55.080	3:14.646	3:32.455	3:44.503	3:50.928	3:54.800
3	2	3:54.652	12:26.642	9.501	10.668	16.481	37.206	5.516	28.918	19.295	6.750	40.764	19.612	17.793	11.907	6.388	3.853
			Elapsed	9.501	20.169	36.650	1:13.856	1:19.372	1:48.290	2:07.585	2:14.335	2:55.099	3:14.711	3:32.504	3:44.411	3:50.799	3:54.652
4	2	3:57.591	16:24.233	9.495	10.786	16.723	37.979	5.491	28.983	19.344	6.818	40.873	19.738	18.251	12.345	6.956	3.809
			Elapsed	9.495	20.281	37.004	1:14.983	1:20.474	1:49.457	2:08.801	2:15.619	2:56.492	3:16.230	3:34.481	3:46.826	3:53.782	3:57.591
5	2	3:54.837	20:19.070	9.495	10.708	16.451	37.259	5.472	28.931	19.353	6.779	40.639	19.576	17.886	12.037	6.440	3.811
			Elapsed	9.495	20.203	36.654	1:13.913	1:19.385	1:48.316	2:07.669	2:14.448	2:55.087	3:14.663	3:32.549	3:44.586	3:51.026	3:54.837





FIA WEC

94^e Edition des 24 Heures d'Hyperpole 1 LMP2-LMGT3

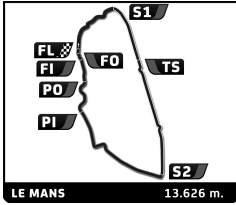


Section Analysis

■ Personal Best
 ■ Session Best
 ■ Crossing the pit lane

Lap	D	Time	Elapsed	SCL2	Z4	IP1	Z12	SCLC	A7-1	IP2	A8-1	SCLB	PORIN	POROUT	SCL1	FORDOUT	FL	
22	United Autosports			1. Rasmus LINDH			2. Grégoire SAUCY			3. Mikkel JENSEN			Oreca 07 - Gibson					
1	2	4:38.403	4:38.403	48.221	14.615	19.292	39.332	5.298	28.429	18.691	6.859	39.373	18.477	17.677	11.524	6.882	3.733	
			Elapsed	48.221	1:02.836	1:22.128	2:01.460	2:06.758	2:35.187	2:53.878	3:00.737	3:40.110	3:58.587	4:16.264	4:27.788	4:34.670	4:38.403	
2	2	3:40.316	8:18.719	8.817	10.828	16.073	35.117	5.080	26.746	17.925	6.632	38.367	18.122	15.552	11.141	6.323	3.593	
			Elapsed	8.817	19.645	35.718	1:10.835	1:15.915	1:42.661	2:00.586	2:07.218	2:45.585	3:03.707	3:19.259	3:30.400	3:36.723	3:40.316	
3	2	3:37.223	11:55.942	8.768	10.154	15.270	34.859	5.072	26.604	17.861	6.554	38.172	18.068	15.429	10.742	6.038	3.632	
			Elapsed	8.768	18.922	34.192	1:09.051	1:14.123	1:40.727	1:58.588	2:05.142	2:43.314	3:01.382	3:16.811	3:27.553	3:33.591	3:37.223	
4	2	3:35.602	15:31.544	8.798	10.193	14.940	33.869	5.043	26.676	17.876	6.467	37.935	18.019	15.405	10.719	5.969	3.693	
			Elapsed	8.798	18.991	33.931	1:07.800	1:12.843	1:39.519	1:57.395	2:03.862	2:41.797	2:59.816	3:15.221	3:25.940	3:31.909	3:35.602	
5	2	3:35.510	19:07.054	8.807	10.284	14.884	34.055	5.066	26.452	17.750	6.401	37.830	17.976	15.305	10.720	6.225	3.755	
			Elapsed	8.807	19.091	33.975	1:08.030	1:13.096	1:39.548	1:57.298	2:03.699	2:41.529	2:59.505	3:14.810	3:25.530	3:31.755	3:35.510	
6	2	3:58.933 B	23:05.987	8.811	10.479	15.238	39.309	5.504	29.438	18.900	6.790	40.196	18.421	17.102	11.865			
			Elapsed	8.811	19.290	34.528	1:13.837	1:19.341	1:48.779	2:07.679	2:14.469	2:54.665	3:13.086	3:30.188	3:42.053			3:58.933
23	Heart of Racing Team			1. Gray NEWELL			2. Eduardo BARRICHELLO			3. Jonny ADAM			Aston Martin Vantage AMR LMGT3					
1	2	5:02.528	5:02.528	55.538	14.669	19.479	41.280	5.648	30.216	20.117	7.277	42.470	21.244	18.376	14.601	7.816	3.797	
			Elapsed	55.538	1:10.207	1:29.686	2:10.966	2:16.614	2:46.830	3:06.947	3:14.224	3:56.694	4:17.938	4:36.314	4:50.915	4:58.731	5:02.528	
2	2	3:54.514	8:57.042	9.477	10.844	16.510	37.032	5.487	28.819	19.275	6.793	40.852	19.625	17.788	11.837	6.397	3.778	
			Elapsed	9.477	20.321	36.831	1:13.863	1:19.350	1:48.169	2:07.444	2:14.237	2:55.089	3:14.714	3:32.502	3:44.339	3:50.736	3:54.514	
3	2	3:53.780	12:50.822	9.454	10.430	16.250	36.910	5.478	28.743	19.292	6.763	40.802	19.644	17.786	11.946	6.489	3.793	
			Elapsed	9.454	19.884	36.134	1:13.044	1:18.522	1:47.265	2:06.557	2:13.320	2:54.122	3:13.766	3:31.552	3:43.498	3:49.987	3:53.780	
4	2	3:53.723	16:44.545	9.495	10.486	16.408	36.976	5.474	28.684	19.292	6.834	40.833	19.605	17.622	11.869	6.306	3.839	
			Elapsed	9.495	19.981	36.389	1:13.365	1:18.839	1:47.523	2:06.815	2:13.649	2:54.482	3:14.087	3:31.709	3:43.578	3:49.884	3:53.723	
5	2	4:51.508 B	21:36.053	9.501	11.349	20.653	45.718	6.562	35.577	23.816	7.682	51.441	24.220	19.867	16.730			
			Elapsed	9.501	20.850	41.503	1:27.221	1:33.783	2:09.360	2:33.176	2:40.858	3:32.299	3:56.519	4:16.386	4:33.116			4:51.508





FIA WEC 94^e Edition des 24 Heures d Hyperpole 1 LMP2-LMGT3

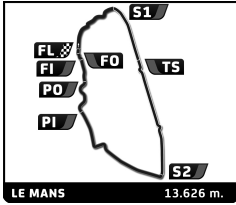


Section Analysis

■ Personal Best
 ■ Session Best
 ■ Crossing the pit lane

Lap	D	Time	Elapsed	SCL2	Z4	IP1	Z12	SCLC	A7-1	IP2	A8-1	SCLB	PORIN	POROUT	SCL1	FORDOUT	FL
24		Nielsen Racing		1. David HEINEMEIER HANSSON			2. Edward PEARSON			3. Jack DOOHAN			Oreca 07 - Gibson				
1	2	4:18.254	4:18.254	33.092	14.507	18.568	38.110	5.171	28.234	18.283	6.800	39.446	18.262	16.101	11.292	6.590	3.798
			Elapsed	33.092	47.599	1:06.167	1:44.277	1:49.448	2:17.682	2:35.965	2:42.765	3:22.211	3:40.473	3:56.574	4:07.866	4:14.456	4:18.254
2	2	3:42.114	8:00.368	8.856	10.534	15.660	34.250	5.096	27.268	18.307	6.812	39.849	18.610	15.548	11.493	6.224	3.607
			Elapsed	8.856	19.390	35.050	1:09.300	1:14.396	1:41.664	1:59.971	2:06.783	2:46.632	3:05.242	3:20.790	3:32.283	3:38.507	3:42.114
3	2	3:35.310	11:35.678	8.760	10.300	15.079	33.942	5.063	26.559	17.908	6.398	37.863	18.014	15.166	10.616	6.042	3.600
			Elapsed	8.760	19.060	34.139	1:08.081	1:13.144	1:39.703	1:57.611	2:04.009	2:41.872	2:59.886	3:15.052	3:25.668	3:31.710	3:35.310
4	2	3:39.107	15:14.785	8.746	9.946	15.217	33.824	5.048	27.098	19.144	6.770	38.479	18.134	15.795	10.881	6.263	3.762
			Elapsed	8.746	18.692	33.909	1:07.733	1:12.781	1:39.879	1:59.023	2:05.793	2:44.272	3:02.406	3:18.201	3:29.082	3:35.345	3:39.107
5	2	3:36.270	18:51.055	8.818	10.238	15.111	33.937	5.074	26.635	17.859	6.467	37.829	17.980	15.169	10.586	6.821	3.746
			Elapsed	8.818	19.056	34.167	1:08.104	1:13.178	1:39.813	1:57.672	2:04.139	2:41.968	2:59.948	3:15.117	3:25.703	3:32.524	3:36.270
6	2	3:35.140	22:26.195	8.794	10.239	15.025	33.983	5.056	26.589	17.823	6.409	37.743	17.907	15.135	10.535	6.177	3.725
			Elapsed	8.794	19.033	34.058	1:08.041	1:13.097	1:39.686	1:57.509	2:03.918	2:41.661	2:59.568	3:14.703	3:25.238	3:31.415	3:35.140
26		Vector Sport		1. Ryan CULLEN			2. Vladislav LOMKO			3. Pietro FITTIPALDI			Oreca 07 - Gibson				
1	2	4:16.531	4:16.531	27.252	14.355	20.328	38.452	5.331	27.793	18.336	6.932	39.855	18.425	17.387	11.702	6.678	3.705
			Elapsed	27.252	41.607	1:01.935	1:40.387	1:45.718	2:13.511	2:31.847	2:38.779	3:18.634	3:37.059	3:54.446	4:06.148	4:12.826	4:16.531
2	2	3:39.659	7:56.190	8.830	10.860	15.696	34.712	5.100	26.876	17.926	6.559	38.425	18.061	15.988	10.859	6.164	3.603
			Elapsed	8.830	19.690	35.386	1:10.098	1:15.198	1:42.074	2:00.000	2:06.559	2:44.984	3:03.045	3:19.033	3:29.892	3:36.056	3:39.659
3	2	3:36.856	11:33.046	8.750	10.223	15.175	34.440	5.085	26.632	17.828	6.496	38.077	18.034	15.563	10.876	6.084	3.593
			Elapsed	8.750	18.973	34.148	1:08.588	1:13.673	1:40.305	1:58.133	2:04.629	2:42.706	3:00.740	3:16.303	3:27.179	3:33.263	3:36.856
4	2	3:36.416	15:09.462	8.750	10.166	15.093	34.059	5.096	27.018	17.841	6.477	38.050	18.013	15.504	10.718	6.071	3.560
			Elapsed	8.750	18.916	34.009	1:08.068	1:13.164	1:40.182	1:58.023	2:04.500	2:42.550	3:00.563	3:16.067	3:26.785	3:32.856	3:36.416
5	2	3:37.244	18:46.706	8.730	10.071	15.040	34.229	5.078	26.539	17.732	6.869	38.071	17.955	15.467	11.541	6.265	3.657
			Elapsed	8.730	18.801	33.841	1:08.070	1:13.148	1:39.687	1:57.419	2:04.288	2:42.359	3:00.314	3:15.781	3:27.322	3:33.587	3:37.244
6	2	3:35.982	22:22.688	8.772	10.151	15.177	34.165	5.069	26.458	17.747	6.532	37.840	17.931	15.655	10.838	6.068	3.579
			Elapsed	8.772	18.923	34.100	1:08.265	1:13.334	1:39.792	1:57.539	2:04.071	2:41.911	2:59.842	3:15.497	3:26.335	3:32.403	3:35.982
27		Heart of Racing Team		1. Ian JAMES			2. Zacharie ROBICHON			3. Mattia DRUDI			Aston Martin Vantage AMR LMGT3				
1	2	4:59.042	4:59.042	51.859	15.212	19.975	41.550	5.590	30.398	20.041	7.313	43.051	20.244	19.145	13.994	6.866	3.804
			Elapsed	51.859	1:07.071	1:27.046	2:08.596	2:14.186	2:44.584	3:04.625	3:11.938	3:54.989	4:15.233	4:34.378	4:48.372	4:55.238	4:59.042
2	2	3:53.623	8:52.665	9.493	10.581	16.478	36.906	5.527	28.743	19.190	6.802	40.599	19.553	17.616	11.908	6.373	3.854
			Elapsed	9.493	20.074	36.552	1:13.458	1:18.985	1:47.728	2:06.918	2:13.720	2:54.319	3:13.872	3:31.488	3:43.396	3:49.769	3:53.623
3	2	3:53.166	12:45.831	9.494	10.518	16.464	36.770	5.486	28.662	19.171	6.813	40.576	19.572	17.609	11.886	6.251	3.894
			Elapsed	9.494	20.012	36.476	1:13.246	1:18.732	1:47.394	2:06.565	2:13.378	2:53.954	3:13.526	3:31.135	3:43.021	3:49.272	3:53.166
4	2	4:18.489 B	17:04.320	9.540	10.813	18.015	38.923	5.699	31.273	19.396	7.098	43.074	22.382	20.153	14.103		
			Elapsed	9.540	20.353	38.368	1:17.291	1:22.990	1:54.263	2:13.659	2:20.757	3:03.831	3:26.213	3:46.366	4:00.469		4:18.489





FIA WEC
 94^e Edition des 24 Heures d
 Hyperpole 1 LMP2-LMGT3

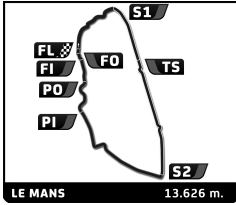


Section Analysis

■ Personal Best ■ Session Best B Crossing the pit lane

Lap	D	Time	Elapsed	SCL2	Z4	IP1	Z12	SCLC	A7-1	IP2	A8-1	SCLB	PORIN	POROUT	SCL1	FORDOUT	FL
28		IDEC SPORT		1. Paul LAFARGUE			2. Valerio RINICELLA			3. Job VAN UITERT			Oreca 07 - Gibson				
1	2	4:06.777	4:06.777	16.254	16.281	18.716	37.453	5.208	27.808	19.249	7.159	40.089	19.989	17.243	11.258	6.353	3.717
			Elapsed	16.254	32.535	51.251	1:28.704	1:33.912	2:01.720	2:20.969	2:28.128	3:08.217	3:28.206	3:45.449	3:56.707	4:03.060	4:06.777
2	2	3:38.497	7:45.274	8.851	10.736	15.444	34.486	5.110	26.811	17.972	6.631	38.411	18.056	15.593	10.760	5.944	3.692
			Elapsed	8.851	19.587	35.031	1:09.517	1:14.627	1:41.438	1:59.410	2:06.041	2:44.452	3:02.508	3:18.101	3:28.861	3:34.805	3:38.497
3	2	3:35.122	11:20.396	8.804	10.115	15.084	33.867	5.058	26.485	17.861	6.494	37.970	17.993	15.186	10.563	5.968	3.674
			Elapsed	8.804	18.919	34.003	1:07.870	1:12.928	1:39.413	1:57.274	2:03.768	2:41.738	2:59.731	3:14.917	3:25.480	3:31.448	3:35.122
4	2	3:43.409	15:03.805	8.812	10.328	15.180	34.354	6.205	31.569	17.934	6.532	38.244	18.217	15.742	10.685	5.968	3.639
			Elapsed	8.812	19.140	34.320	1:08.674	1:14.879	1:46.448	2:04.382	2:10.914	2:49.158	3:07.375	3:23.117	3:33.802	3:39.770	3:43.409
5	2	3:34.612	18:38.417	8.768	10.030	14.891	33.973	5.087	26.489	17.789	6.461	37.827	17.958	15.222	10.639	5.862	3.616
			Elapsed	8.768	18.798	33.689	1:07.662	1:12.749	1:39.238	1:57.027	2:03.488	2:41.315	2:59.273	3:14.495	3:25.134	3:30.996	3:34.612
6	2	3:41.732 B	22:20.149	8.752	10.166	14.876	33.785	5.043	26.486	17.844	6.484	38.035	17.930	15.440	10.764		
			Elapsed	8.752	18.918	33.794	1:07.579	1:12.622	1:39.108	1:56.952	2:03.436	2:41.471	2:59.401	3:14.841	3:25.605		3:41.732
29		Forestier Racing by Paris		1. Louis ROUSSET			2. Esteban MASSON			3. Oliver GRAY			Oreca 07 - Gibson				
1	3	4:10.506	4:10.506	24.055	14.787	20.062	37.036	5.191	27.253	18.200	7.083	39.672	19.573	15.946	11.464	6.572	3.612
			Elapsed	24.055	38.842	58.904	1:35.940	1:41.131	2:08.384	2:26.584	2:33.667	3:13.339	3:32.912	3:48.858	4:00.322	4:06.894	4:10.506
2	3	3:37.951	7:48.457	8.769	10.186	14.995	33.958	5.129	26.510	17.790	6.481	37.829	18.030	16.646	11.776	6.251	3.601
			Elapsed	8.769	18.955	33.950	1:07.908	1:13.037	1:39.547	1:57.337	2:03.818	2:41.647	2:59.677	3:16.323	3:28.099	3:34.350	3:37.951
3	3	3:34.108	11:22.565	8.743	9.899	14.956	33.662	5.087	26.396	17.651	6.412	37.840	17.974	15.178	10.641	5.953	3.716
			Elapsed	8.743	18.642	33.598	1:07.260	1:12.347	1:38.743	1:56.394	2:02.806	2:40.646	2:58.620	3:13.798	3:24.439	3:30.392	3:34.108
4	3	3:42.437 B	15:05.002	8.789	9.998	14.983	33.648	5.096	26.809	18.237	6.484	38.066	17.996	15.221	10.887		
			Elapsed	8.789	18.787	33.770	1:07.418	1:12.514	1:39.323	1:57.560	2:04.044	2:42.110	3:00.106	3:15.327	3:26.214		3:42.437
5	3	4:25.023	19:30.025	47.204	13.372	17.406	35.896	5.173	26.983	18.069	6.637	38.616	19.099	15.365	11.127	6.488	3.588
			Elapsed	47.204	1:00.576	1:17.982	1:53.878	1:59.051	2:26.034	2:44.103	2:50.740	3:29.356	3:48.455	4:03.820	4:14.947	4:21.435	4:25.023
6	3	4:07.342 B	23:37.367	8.735	10.002	14.925	33.810	5.098	26.413	17.672	20.819	45.361	18.624	16.793	11.936		
			Elapsed	8.735	18.737	33.662	1:07.472	1:12.570	1:38.983	1:56.655	2:17.474	3:02.835	3:21.459	3:38.252	3:50.188		4:07.342





FIA WEC 94^e Edition des 24 Heures d Hyperpole 1 LMP2-LMGT3



Section Analysis

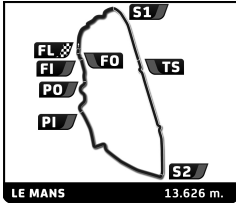
■ Personal Best ■ Session Best ■ Crossing the pit lane

Lap	D	Time	Elapsed	SCL2	Z4	IP1	Z12	SCLC	A7-1	IP2	A8-1	SCLB	PORIN	POROUT	SCL1	FORDOUT	FL	
30	Duqueine Team			1. Doriane PIN			2. Julien ANDLAUER			3. Richard VERSCHOOR			Oreca 07 - Gibson					
1	3	5:03.968 B	5:03.968	14.668	24.414	33.397	1:06.642	5.350	28.201	18.597	6.977	40.513	18.609	17.558	12.148			
			Elapsed	14.668	39.082	1:12.479	2:19.121	2:24.471	2:52.672	3:11.269	3:18.246	3:58.759	4:17.368	4:34.926	4:47.074		5:03.968	
2	3	5:50.542	10:54.510	2:18.453	11.920	15.729	34.944	5.148	26.848	17.881	6.511	38.444	18.096	16.079	10.792	6.053	3.644	
			Elapsed	2:18.453	2:30.373	2:46.102	3:21.046	3:26.194	3:53.042	4:10.923	4:17.434	4:55.878	5:13.974	5:30.053	5:40.845	5:46.898	5:50.542	
3	3	3:35.204	14:29.714	8.792	10.164	15.005	33.678	5.083	26.491	17.830	6.470	38.022	18.067	15.237	10.617	6.025	3.723	
			Elapsed	8.792	18.956	33.961	1:07.639	1:12.722	1:39.213	1:57.043	2:03.513	2:41.535	2:59.602	3:14.839	3:25.456	3:31.481	3:35.204	
4	3	3:34.813	18:04.527	8.812	10.099	15.077	33.897	5.074	26.415	17.765	6.447	37.812	18.241	15.020	10.543	5.886	3.725	
			Elapsed	8.812	18.911	33.988	1:07.885	1:12.959	1:39.374	1:57.139	2:03.586	2:41.398	2:59.639	3:14.659	3:25.202	3:31.088	3:34.813	
5	3	3:34.386	21:38.913	8.796	10.142	14.955	33.642	5.144	26.467	17.777	6.460	37.861	18.006	15.031	10.565	5.855	3.685	
			Elapsed	8.796	18.938	33.893	1:07.535	1:12.679	1:39.146	1:56.923	2:03.383	2:41.244	2:59.250	3:14.281	3:24.846	3:30.701	3:34.386	

32	Team WRT			1. Darren LEUNG			2. Sean GELAEI			3. Augusto FARFUS			BMW M4 LMGT3 Evo					
1	3	4:34.755	4:34.755	15.616	18.208	26.431	45.119	5.577	29.676	20.186	7.099	43.478	20.751	18.935	12.668	7.212	3.799	
			Elapsed	15.616	33.824	1:00.255	1:45.374	1:50.951	2:20.627	2:40.813	2:47.912	3:31.390	3:52.141	4:11.076	4:23.744	4:30.956	4:34.755	
2	3	3:53.337	8:28.092	9.461	10.506	16.500	36.889	5.524	28.554	19.106	6.770	40.581	19.506	17.987	11.775	6.322	3.856	
			Elapsed	9.461	19.967	36.467	1:13.356	1:18.880	1:47.434	2:06.540	2:13.310	2:53.891	3:13.397	3:31.384	3:43.159	3:49.481	3:53.337	
3	3	3:53.555	12:21.647	9.468	10.555	16.428	36.721	5.479	28.648	19.221	6.807	40.533	19.519	18.145	11.847	6.373	3.811	
			Elapsed	9.468	20.023	36.451	1:13.172	1:18.651	1:47.299	2:06.520	2:13.327	2:53.860	3:13.379	3:31.524	3:43.371	3:49.744	3:53.555	
4	3	4:07.711 B	16:29.358	9.460	10.564	16.401	36.828	6.303	30.020	19.382	7.054	43.282	19.958	18.419	12.657		4:07.711	
			Elapsed	9.460	20.024	36.425	1:13.253	1:19.556	1:49.576	2:08.958	2:16.012	2:59.294	3:19.252	3:37.671	3:50.328		4:07.711	

37	CLX Motorsport			1. Adrien CLOSMENIL			2. Ian AGUILERA			3. Theodor JENSEN			Oreca 07 - Gibson					
1	3	7:27.691	7:27.691	3:45.682	14.409	18.227	37.196	5.227	27.715	18.471	6.761	39.296	18.171	15.886	10.798	6.176	3.676	
			Elapsed	3:45.682	4:00.091	4:18.318	4:55.514	5:00.741	5:28.456	5:46.927	5:53.688	6:32.984	6:51.155	7:07.041	7:17.839	7:24.015	7:27.691	
2	3	3:36.941	11:04.632	8.779	10.321	15.398	34.486	5.098	26.786	18.035	6.479	38.108	17.987	15.145	10.596	6.087	3.636	
			Elapsed	8.779	19.100	34.498	1:08.984	1:14.082	1:40.868	1:58.903	2:05.382	2:43.490	3:01.477	3:16.622	3:27.218	3:33.305	3:36.941	
3	3	4:24.537	15:29.169	8.764	10.086	14.944	33.874	5.097	1:06.123	20.011	7.315	39.542	19.312	16.855	12.085	6.897	3.632	
			Elapsed	8.764	18.850	33.794	1:07.668	1:12.765	2:18.888	2:38.899	2:46.214	3:25.756	3:45.068	4:01.923	4:14.008	4:20.905	4:24.537	
4	3	3:37.419	19:06.588	8.763	10.274	15.359	34.435	5.090	26.538	17.897	6.514	38.162	17.954	15.595	10.969	6.181	3.688	
			Elapsed	8.763	19.037	34.396	1:08.831	1:13.921	1:40.459	1:58.356	2:04.870	2:43.032	3:00.986	3:16.581	3:27.550	3:33.731	3:37.419	
5	3	3:47.282 B	22:53.870	8.779	10.882	16.596	35.226	5.079	26.696	17.856	6.557	38.044	18.046	15.907	10.720		3:47.282	
			Elapsed	8.779	19.661	36.257	1:11.483	1:16.562	1:43.258	2:01.114	2:07.671	2:45.715	3:03.761	3:19.668	3:30.388		3:47.282	





FIA WEC 94^e Edition des 24 Heures d Hyperpole 1 LMP2-LMGT3

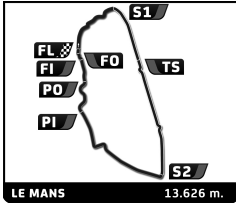


Section Analysis

■ Personal Best ■ Session Best ■ Crossing the pit lane

Lap	D	Time	Elapsed	SCL2	Z4	IP1	Z12	SCLC	A7-1	IP2	A8-1	SCLB	PORIN	POROUT	SCL1	FORDOUT	FL
43 Inter Europol Competition																	
				1. Jakub SMIECHOWSKI				2. Tom DILLMANN				3. Nicholas YELLOLY				Oreca 07 - Gibson	
1	2	4:28.004	4:28.004	36.188	15.285	19.260	38.191	5.247	28.515	18.485	7.254	40.904	18.566	18.041	11.409	6.804	3.855
			Elapsed	36.188	51.473	1:10.733	1:48.924	1:54.171	2:22.686	2:41.171	2:48.425	3:29.329	3:47.895	4:05.936	4:17.345	4:24.149	4:28.004
2	2	3:44.366	8:12.370	8.849	11.003	15.463	34.389	5.097	26.894	17.800	7.170	39.471	18.098	16.688	11.914	7.921	3.609
			Elapsed	8.849	19.852	35.315	1:09.704	1:14.801	1:41.695	1:59.495	2:06.665	2:46.136	3:04.234	3:20.922	3:32.836	3:40.757	3:44.366
3	2	3:33.762	11:46.132	8.721	10.212	14.860	33.840	5.061	26.456	17.697	6.406	37.676	17.896	14.795	10.597	5.970	3.575
			Elapsed	8.721	18.933	33.793	1:07.633	1:12.694	1:39.150	1:56.847	2:03.253	2:40.929	2:58.825	3:13.620	3:24.217	3:30.187	3:33.762
4	2	3:50.441 B	15:36.573	8.701	10.031	14.867	33.577	5.038	27.092	17.852	6.661	38.622	22.016	16.986	11.441		
			Elapsed	8.701	18.732	33.599	1:07.176	1:12.214	1:39.306	1:57.158	2:03.819	2:42.441	3:04.457	3:21.443	3:32.884		3:50.441
54 Vista AF Corse																	
				1. Thomas FLOHR				2. Francesco CASTELLACCI				3. Davide RIGON				Ferrari 296 LMGT3 Evo	
1	2	4:31.346	4:31.346	23.266	15.589	23.309	40.964	5.572	31.251	19.907	7.110	41.955	19.909	18.633	12.747	7.302	3.832
			Elapsed	23.266	38.855	1:02.164	1:43.128	1:48.700	2:19.951	2:39.858	2:46.968	3:28.923	3:48.832	4:07.465	4:20.212	4:27.514	4:31.346
2	2	3:55.353	8:26.699	9.434	11.024	16.696	37.236	5.509	28.965	19.333	6.824	40.812	19.601	17.757	11.884	6.450	3.828
			Elapsed	9.434	20.458	37.154	1:14.390	1:19.899	1:48.864	2:08.197	2:15.021	2:55.833	3:15.434	3:33.191	3:45.075	3:51.525	3:55.353
3	2	3:57.115	12:23.814	9.472	10.659	16.380	37.109	5.475	28.838	19.285	6.684	40.706	19.512	18.464	13.994	6.758	3.779
			Elapsed	9.472	20.131	36.511	1:13.620	1:19.095	1:47.933	2:07.218	2:13.902	2:54.608	3:14.120	3:32.584	3:46.578	3:53.336	3:57.115
4	2	4:10.887	16:34.701	9.459	10.723	26.745	41.113	5.524	29.145	19.416	6.935	41.372	19.708	18.055	12.193	6.738	3.761
			Elapsed	9.459	20.182	46.927	1:28.040	1:33.564	2:02.709	2:22.125	2:29.060	3:10.432	3:30.140	3:48.195	4:00.388	4:07.126	4:10.887
5	2	3:55.175	20:29.876	9.461	10.738	16.535	37.487	5.497	28.891	19.378	6.772	40.707	19.591	17.856	11.948	6.470	3.844
			Elapsed	9.461	20.199	36.734	1:14.221	1:19.718	1:48.609	2:07.987	2:14.759	2:55.466	3:15.057	3:32.913	3:44.861	3:51.331	3:55.175
61 Iron Lynx																	
				1. Martin BERRY				2. Rui ANDRADE				3. Maxime MARTIN				Mercedes-AMG LMGT3	
1	2	4:19.667	4:19.667	18.095	16.799	20.408	38.981	5.647	29.537	19.526	7.252	41.675	19.801	18.322	12.571	7.186	3.867
			Elapsed	18.095	34.894	55.302	1:34.283	1:39.930	2:09.467	2:28.993	2:36.245	3:17.920	3:37.721	3:56.043	4:08.614	4:15.800	4:19.667
2	2	4:02.877 B	8:22.544	9.546	10.664	16.522	37.302	5.525	28.998	19.361	7.322	41.195	19.719	18.100	11.949		
			Elapsed	9.546	20.210	36.732	1:14.034	1:19.559	1:48.557	2:07.918	2:15.240	2:56.435	3:16.154	3:34.254	3:46.203		4:02.877
3	2	4:59.318	13:21.862	1:06.022	13.396	17.723	38.802	5.579	29.607	19.683	6.868	41.605	19.828	17.921	11.979	6.483	3.822
			Elapsed	1:06.022	1:19.418	1:37.141	2:15.943	2:21.522	2:51.129	3:10.812	3:17.680	3:59.285	4:19.113	4:37.034	4:49.013	4:55.496	4:59.318
4	2	3:55.275	17:17.137	9.545	10.501	16.388	37.418	5.517	29.021	19.450	6.800	40.929	19.708	17.799	11.935	6.381	3.883
			Elapsed	9.545	20.046	36.434	1:13.852	1:19.369	1:48.390	2:07.840	2:14.640	2:55.569	3:15.277	3:33.076	3:45.011	3:51.392	3:55.275
5	2	3:55.003	21:12.140	9.555	10.458	16.327	37.379	5.518	29.023	19.431	6.837	40.914	19.723	17.688	11.946	6.358	3.846
			Elapsed	9.555	20.013	36.340	1:13.719	1:19.237	1:48.260	2:07.691	2:14.528	2:55.442	3:15.165	3:32.853	3:44.799	3:51.157	3:55.003





FIA WEC 94^e Edition des 24 Heures d Hyperpole 1 LMP2-LMGT3



Section Analysis

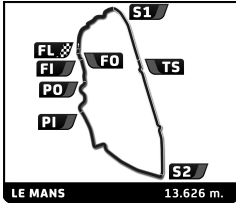
■ Personal Best
 ■ Session Best
 ■ Crossing the pit lane

Lap	D	Time	Elapsed	SCL2	Z4	IP1	Z12	SCLC	A7-1	IP2	A8-1	SCLB	PORIN	POROUT	SCL1	FORDOUT	FL
62	Team Qatar by Iron Lynx			1.Abdulla AL-KHELAIFI			2.Julian HANSES			3.Giuliano ALESI			Mercedes-AMG LMGT3				
1	2	4:17.079	4:17.079	17.571	16.275	18.813	39.216	5.639	29.544	19.780	7.342	41.969	19.907	18.100	12.214	6.869	3.840
			Elapsed	17.571	33.846	52.659	1:31.875	1:37.514	2:07.058	2:26.838	2:34.180	3:16.149	3:36.056	3:54.156	4:06.370	4:13.239	4:17.079
2	2	3:59.200	8:16.279	9.522	10.697	16.731	37.507	5.575	29.011	19.409	6.848	41.156	19.697	17.879	12.482	8.874	3.812
			Elapsed	9.522	20.219	36.950	1:14.457	1:20.032	1:49.043	2:08.452	2:15.300	2:56.456	3:16.153	3:34.032	3:46.514	3:55.388	3:59.200
3	2	3:54.771	12:11.050	9.501	10.513	16.450	37.086	5.509	28.964	19.437	6.865	40.979	19.752	17.678	11.832	6.384	3.821
			Elapsed	9.501	20.014	36.464	1:13.550	1:19.059	1:48.023	2:07.460	2:14.325	2:55.304	3:15.056	3:32.734	3:44.566	3:50.950	3:54.771
4	2	3:55.145	16:06.195	9.541	10.701	16.464	37.048	5.521	29.065	19.488	6.880	40.979	19.749	17.709	11.774	6.349	3.877
			Elapsed	9.541	20.242	36.706	1:13.754	1:19.275	1:48.340	2:07.828	2:14.708	2:55.687	3:15.436	3:33.145	3:44.919	3:51.268	3:55.145
5	2	3:54.933	20:01.128	9.557	10.646	16.524	37.154	5.518	28.938	19.452	6.831	40.920	19.717	17.558	11.759	6.490	3.869
			Elapsed	9.557	20.203	36.727	1:13.881	1:19.399	1:48.337	2:07.789	2:14.620	2:55.540	3:15.257	3:32.815	3:44.574	3:51.064	3:54.933

Lap	D	Time	Elapsed	SCL2	Z4	IP1	Z12	SCLC	A7-1	IP2	A8-1	SCLB	PORIN	POROUT	SCL1	FORDOUT	FL
69	Team WRT			1.Anthony MCINTOSH			2.Parker THOMPSON			3.Daniel HARPER			BMW M4 LMGT3 Evo				
1	3	4:32.922	4:32.922	15.964	18.040	22.455	42.402	6.570	31.347	20.829	7.813	44.750	20.762	18.967	12.439	6.794	3.790
			Elapsed	15.964	34.004	56.459	1:38.861	1:45.431	2:16.778	2:37.607	2:45.420	3:30.170	3:50.932	4:09.899	4:22.338	4:29.132	4:32.922
2	3	3:56.808	8:29.730	9.468	10.637	16.542	36.903	5.532	28.834	19.264	6.860	40.908	19.637	17.980	13.617	6.826	3.800
			Elapsed	9.468	20.105	36.647	1:13.550	1:19.082	1:47.916	2:07.180	2:14.040	2:54.948	3:14.585	3:32.565	3:46.182	3:53.008	3:56.808
3	3	3:54.699	12:24.429	9.477	10.539	16.585	36.990	5.527	28.816	19.377	6.814	40.994	19.681	17.902	11.944	6.189	3.864
			Elapsed	9.477	20.016	36.601	1:13.591	1:19.118	1:47.934	2:07.311	2:14.125	2:55.119	3:14.800	3:32.702	3:44.646	3:50.835	3:54.699
4	3	3:54.603	16:19.032	9.504	10.612	16.596	37.013	5.517	28.739	19.232	6.883	40.981	19.708	17.997	11.848	6.097	3.876
			Elapsed	9.504	20.116	36.712	1:13.725	1:19.242	1:47.981	2:07.213	2:14.096	2:55.077	3:14.785	3:32.782	3:44.630	3:50.727	3:54.603
5	3	4:08.607 B	20:27.639	9.542	10.782	17.686	38.069	5.505	28.933	19.378	6.810	41.244	19.753	18.840	14.777		
			Elapsed	9.542	20.324	38.010	1:16.079	1:21.584	1:50.517	2:09.895	2:16.705	2:57.949	3:17.702	3:36.542	3:51.319		4:08.607

Lap	D	Time	Elapsed	SCL2	Z4	IP1	Z12	SCLC	A7-1	IP2	A8-1	SCLB	PORIN	POROUT	SCL1	FORDOUT	FL
74	Kessel Racing			1.Dustin BLATTNER			2.Lorenzo PATRESE			3.Dennis MARSCHALL			Ferrari 296 LMGT3 Evo				
1	2	5:05.000	5:05.000	1:04.281	14.669	18.644	39.188	5.552	29.698	19.708	7.103	41.311	19.682	18.258	14.824	8.342	3.740
			Elapsed	1:04.281	1:18.950	1:37.594	2:16.782	2:22.334	2:52.032	3:11.740	3:18.843	4:00.154	4:19.836	4:38.094	4:52.918	5:01.260	5:05.000
2	2	3:54.932	8:59.932	9.455	10.590	16.456	37.585	5.490	28.975	19.322	6.763	40.669	19.550	17.940	12.011	6.368	3.758
			Elapsed	9.455	20.045	36.501	1:14.086	1:19.576	1:48.551	2:07.873	2:14.636	2:55.305	3:14.855	3:32.795	3:44.806	3:51.174	3:54.932
3	2	3:54.665	12:54.597	9.460	10.419	16.448	37.481	5.497	28.784	19.365	6.802	40.691	19.571	17.925	12.015	6.364	3.843
			Elapsed	9.460	19.879	36.327	1:13.808	1:19.305	1:48.089	2:07.454	2:14.256	2:54.947	3:14.518	3:32.443	3:44.458	3:50.822	3:54.665
4	2	4:03.282 B	16:57.879	9.516	10.837	16.509	37.666	5.576	28.990	19.307	6.812	40.832	19.619	18.186	12.278		
			Elapsed	9.516	20.353	36.862	1:14.528	1:20.104	1:49.094	2:08.401	2:15.213	2:56.045	3:15.664	3:33.850	3:46.128		4:03.282





FIA WEC 94^e Edition des 24 Heures d Hyperpole 1 LMP2-LMGT3



Section Analysis

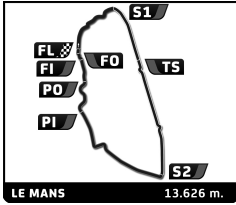
■ Personal Best ■ Session Best ■ Crossing the pit lane

Lap	D	Time	Elapsed	SCL2	Z4	IP1	Z12	SCLC	A7-1	IP2	A8-1	SCLB	PORIN	POROUT	SCL1	FORDOUT	FL	
77	Proton Competition			1. Eric POWELL				2. Ben TUCK			3. Sebastian PRIAULX				Ford Mustang LMGT3			
1	3	4:39.321	4:39.321	40.405	14.707	19.434	39.328	5.572	29.554	19.432	7.093	41.621	19.769	18.634	12.866	7.167	3.739	
			Elapsed	40.405	55.112	1:14.546	1:53.874	1:59.446	2:29.000	2:48.432	2:55.525	3:37.146	3:56.915	4:15.549	4:28.415	4:35.582	4:39.321	
2	3	3:56.192	8:35.513	9.438	10.718	16.681	37.494	5.490	28.933	19.405	6.884	41.089	19.644	18.025	11.972	6.488	3.931	
			Elapsed	9.438	20.156	36.837	1:14.331	1:19.821	1:48.754	2:08.159	2:15.043	2:56.132	3:15.776	3:33.801	3:45.773	3:52.261	3:56.192	
3	3	4:03.257 B	12:38.770	9.576	10.797	16.590	37.706	5.525	29.077	19.354	6.906	41.816	19.697	18.034	11.946			
			Elapsed	9.576	20.373	36.963	1:14.669	1:20.194	1:49.271	2:08.625	2:15.531	2:57.347	3:17.044	3:35.078	3:47.024	4:03.257		
4	3	4:52.067	17:30.837	54.931	18.330	18.398	38.517	5.539	29.194	19.423	6.885	41.156	19.733	17.903	11.919	6.416	3.723	
			Elapsed	54.931	1:13.261	1:31.659	2:10.176	2:15.715	2:44.909	3:04.332	3:11.217	3:52.373	4:12.106	4:30.009	4:41.928	4:48.344	4:52.067	
5	3	3:54.528	21:25.365	9.464	10.494	16.429	37.239	5.498	28.823	19.397	6.795	40.880	19.646	17.852	11.888	6.317	3.806	
			Elapsed	9.464	19.958	36.387	1:13.626	1:19.124	1:47.947	2:07.344	2:14.139	2:55.019	3:14.665	3:32.517	3:44.405	3:50.722	3:54.528	

78	Akkodis ASP Team			1. Tom VAN ROMPUY				2. Hadrien DAVID			3. Jack HAWKSWORTH				Lexus RC F LMGT3			
1	2	4:47.828	4:47.828	47.108	14.829	19.401	40.664	5.641	30.157	19.937	7.201	41.755	19.845	18.615	12.169	6.687	3.819	
			Elapsed	47.108	1:01.937	1:21.338	2:02.002	2:07.643	2:37.800	2:57.737	3:04.938	3:46.693	4:06.538	4:25.153	4:37.322	4:44.009	4:47.828	
2	2	3:54.477	8:42.305	9.497	10.733	16.452	37.035	5.530	28.933	19.375	6.844	40.777	19.521	17.833	11.885	6.215	3.847	
			Elapsed	9.497	20.230	36.682	1:13.717	1:19.247	1:48.180	2:07.555	2:14.399	2:55.176	3:14.697	3:32.530	3:44.415	3:50.630	3:54.477	
3	2	3:54.340	12:36.645	9.493	10.531	16.505	37.069	5.554	28.705	19.245	6.788	40.734	19.576	18.017	11.888	6.317	3.918	
			Elapsed	9.493	20.024	36.529	1:13.598	1:19.152	1:47.857	2:07.102	2:13.890	2:54.624	3:14.200	3:32.217	3:44.105	3:50.422	3:54.340	
4	2	4:09.941 B	16:46.586	9.545	10.522	17.436	38.702	5.558	29.183	19.383	6.897	41.552	19.854	19.096	12.770			
			Elapsed	9.545	20.067	37.503	1:16.205	1:21.763	1:50.946	2:10.329	2:17.226	2:58.778	3:18.632	3:37.728	3:50.498	4:09.941		

87	Akkodis ASP Team			1. Petru UMBRĂRESCU				2. Clemens SCHMID			3. José María LÓPEZ				Lexus RC F LMGT3			
1	2	4:45.599	4:45.599	45.172	14.953	19.344	40.543	5.686	30.326	19.693	7.206	42.146	19.820	18.368	11.974	6.454	3.914	
			Elapsed	45.172	1:00.125	1:19.469	2:00.012	2:05.698	2:36.024	2:55.717	3:02.923	3:45.069	4:04.889	4:23.257	4:35.231	4:41.685	4:45.599	
2	2	3:54.797	8:40.396	9.554	10.664	16.504	37.142	5.518	28.847	19.357	6.828	40.847	19.573	17.742	11.898	6.373	3.950	
			Elapsed	9.554	20.218	36.722	1:13.864	1:19.382	1:48.229	2:07.586	2:14.414	2:55.261	3:14.834	3:32.576	3:44.474	3:50.847	3:54.797	
3	2	3:54.495	12:34.891	9.575	10.606	16.488	36.966	5.492	28.746	19.293	6.854	40.779	19.599	18.049	11.920	6.216	3.912	
			Elapsed	9.575	20.181	36.669	1:13.635	1:19.127	1:47.873	2:07.166	2:14.020	2:54.799	3:14.398	3:32.447	3:44.367	3:50.583	3:54.495	
4	2	4:09.215 B	16:44.106	9.569	10.576	17.521	38.544	5.532	29.295	19.498	6.943	41.629	20.341	18.883	12.423			
			Elapsed	9.569	20.145	37.666	1:16.210	1:21.742	1:51.037	2:10.535	2:17.478	2:59.107	3:19.448	3:38.331	3:50.754	4:09.215		





FIA WEC

94^e Edition des 24 Heures d'Hyperpole 1 LMP2-LMGT3



Section Analysis

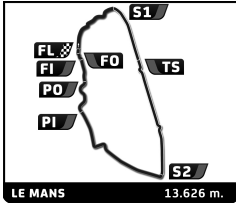
■ Personal Best
 ■ Session Best
 ■ Crossing the pit lane

Lap	D	Time	Elapsed	SCL2	Z4	IP1	Z12	SCLC	A7-1	IP2	A8-1	SCLB	PORIN	POROUT	SCL1	FORDOUT	FL
88	Proton Competition			1. Stefano GATTUSO			2. Giammarco LEVORATO			3. Logan SARGEANT			Ford Mustang LMGT3				
1	3	4:41.350	4:41.350	41.016	14.750	19.309	39.427	5.607	29.577	19.438	7.019	41.872	20.162	18.839	13.146	7.413	3.775
			Elapsed	41.016	55.766	1:15.075	1:54.502	2:00.109	2:29.686	2:49.124	2:56.143	3:38.015	3:58.177	4:17.016	4:30.162	4:37.575	4:41.350
2	3	3:54.753	8:36.103	9.447	10.615	16.505	37.094	5.567	28.806	19.252	6.842	40.743	19.537	18.106	12.091	6.319	3.829
			Elapsed	9.447	20.062	36.567	1:13.661	1:19.228	1:48.034	2:07.286	2:14.128	2:54.871	3:14.408	3:32.514	3:44.605	3:50.924	3:54.753
3	3	4:03.588 B	12:39.691	9.452	10.624	16.713	37.666	5.480	29.130	19.379	6.940	41.676	19.707	18.413	12.155		4:03.588
			Elapsed	9.452	20.076	36.789	1:14.455	1:19.935	1:49.065	2:08.444	2:15.384	2:57.060	3:16.767	3:35.180	3:47.335		
4	3	4:52.837	17:32.528	55.808	16.318	17.994	38.308	5.569	29.215	19.453	6.841	43.020	19.570	18.160	12.117	6.708	3.756
			Elapsed	55.808	1:12.126	1:30.120	2:08.428	2:13.997	2:43.212	3:02.665	3:09.506	3:52.526	4:12.096	4:30.256	4:42.373	4:49.081	4:52.837
5	3	3:54.973	21:27.501	9.434	10.777	16.559	37.300	5.504	28.879	19.312	6.818	40.778	19.526	18.093	11.944	6.246	3.803
			Elapsed	9.434	20.211	36.770	1:14.070	1:19.574	1:48.453	2:07.765	2:14.583	2:55.361	3:14.887	3:32.980	3:44.924	3:51.170	3:54.973

91	Manthey DK Engineering			1. James COTTINGHAM			2. Timur BOGUSLAVSKIY			3. Ayhancan GÜVEN			Porsche 911 GT3 R LMGT3				
1	3	<u>4:28.474</u>	4:28.474	28.446	14.487	19.532	40.816	5.502	29.949	19.877	7.002	41.497	20.157	18.075	12.416	6.925	3.793
			Elapsed	28.446	42.933	1:02.465	1:43.281	1:48.783	2:18.732	2:38.609	2:45.611	3:27.108	3:47.265	4:05.340	4:17.756	4:24.681	4:28.474
2	3	<u>3:54.584</u>	8:23.058	9.498	10.699	16.416	37.293	5.463	28.686	19.458	6.744	40.745	19.654	17.806	11.972	6.354	3.796
			Elapsed	9.498	20.197	36.613	1:13.906	1:19.369	1:48.055	2:07.513	2:14.257	2:55.002	3:14.656	3:32.462	3:44.434	3:50.788	3:54.584
3	3	3:54.848	12:17.906	9.523	10.612	16.340	37.400	5.473	28.972	19.452	6.808	40.776	19.649	17.655	11.961	6.478	3.749
			Elapsed	9.523	20.135	36.475	1:13.875	1:19.348	1:48.320	2:07.772	2:14.580	2:55.356	3:15.005	3:32.660	3:44.621	3:51.099	3:54.848
4	3	3:53.948	16:11.854	9.502	10.735	16.368	37.011	5.472	28.858	19.326	6.723	40.735	19.656	17.587	11.870	6.336	3.769
			Elapsed	9.502	20.237	36.605	1:13.616	1:19.088	1:47.946	2:07.272	2:13.995	2:54.730	3:14.386	3:31.973	3:43.843	3:50.179	3:53.948
5	3	3:53.561	20:05.415	9.497	10.564	16.344	36.963	5.474	28.832	19.382	6.702	40.634	19.607	17.604	11.840	6.311	3.807
			Elapsed	9.497	20.061	36.405	1:13.368	1:18.842	1:47.674	2:07.056	2:13.758	2:54.392	3:13.999	3:31.603	3:43.443	3:49.754	3:53.561

92	The Bend Manthey			1. Yasser SHAHIN			2. Riccardo PERA			3. Richard LIETZ			Porsche 911 GT3 R LMGT3				
1	2	4:29.538	4:29.538	29.239	14.176	19.400	40.729	5.530	30.093	19.897	6.991	41.526	20.136	18.502	12.288	7.227	3.804
			Elapsed	29.239	43.415	1:02.815	1:43.544	1:49.074	2:19.167	2:39.064	2:46.055	3:27.581	3:47.717	4:06.219	4:18.507	4:25.734	4:29.538
2	2	3:55.543	8:25.081	9.538	10.617	16.510	37.162	5.550	29.009	19.462	6.808	40.903	19.750	17.969	12.086	6.357	3.822
			Elapsed	9.538	20.155	36.665	1:13.827	1:19.377	1:48.386	2:07.848	2:14.656	2:55.559	3:15.309	3:33.278	3:45.364	3:51.721	3:55.543
3	2	3:55.314	12:20.395	9.570	10.508	16.402	37.357	5.547	29.064	19.425	6.761	41.017	19.794	17.816	12.033	6.264	3.756
			Elapsed	9.570	20.078	36.480	1:13.837	1:19.384	1:48.448	2:07.873	2:14.634	2:55.651	3:15.445	3:33.261	3:45.294	3:51.558	3:55.314
4	2	3:59.503	16:19.898	9.548	10.488	16.525	37.334	5.560	29.086	19.477	6.736	40.972	20.246	19.708	13.690	6.383	3.750
			Elapsed	9.548	20.036	36.561	1:13.895	1:19.455	1:48.541	2:08.018	2:14.754	2:55.726	3:15.972	3:35.680	3:49.370	3:55.753	3:59.503
5	2	3:55.319	20:15.217	9.509	10.605	16.503	37.368	5.528	29.056	19.519	6.797	40.965	19.724	17.844	11.872	6.236	3.793
			Elapsed	9.509	20.114	36.617	1:13.985	1:19.513	1:48.569	2:08.088	2:14.885	2:55.850	3:15.574	3:33.418	3:45.290	3:51.526	3:55.319





FIA WEC
 94^e Edition des 24 Heures d
 Hyperpole 1 LMP2-LMGT3



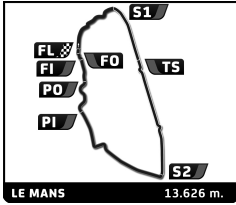
Section Analysis

■ Personal Best ■ Session Best B Crossing the pit lane

Lap	D	Time	Elapsed	SCL2	Z4	IP1	Z12	SCLC	A7-1	IP2	A8-1	SCLB	PORIN	POROUT	SCL1	FORDOUT	FL
99		AO by TF		1.PJ HYETT			2.James ALLEN			3.Dane CAMERON				Oreca 07 - Gibson			
1	2	4:46.101 B	4:46.101	39.875	14.916	19.295	42.506	5.710	30.569	19.534	6.991	39.327	18.464	18.848	12.911		
			Elapsed	39.875	54.791	1:14.086	1:56.592	2:02.302	2:32.871	2:52.405	2:59.396	3:38.723	3:57.187	4:16.035	4:28.946		4:46.101
2	2	5:52.692	10:38.793	2:13.137	13.958	17.781	37.237	5.129	27.487	18.263	6.687	38.907	18.086	15.450	10.742	6.186	3.642
			Elapsed	2:13.137	2:27.095	2:44.876	3:22.113	3:27.242	3:54.729	4:12.992	4:19.679	4:58.586	5:16.672	5:32.122	5:42.864	5:49.050	5:52.692
3	2	3:35.149	14:13.942	8.767	10.199	14.871	33.951	5.056	26.424	17.778	6.587	37.980	17.964	15.264	10.613	6.047	3.648
			Elapsed	8.767	18.966	33.837	1:07.788	1:12.844	1:39.268	1:57.046	2:03.633	2:41.613	2:59.577	3:14.841	3:25.454	3:31.501	3:35.149
4	2	3:34.385	17:48.327	8.758	10.098	14.895	33.768	5.073	26.508	17.769	6.506	37.846	17.905	15.028	10.567	6.069	3.595
			Elapsed	8.758	18.856	33.751	1:07.519	1:12.592	1:39.100	1:56.869	2:03.375	2:41.221	2:59.126	3:14.154	3:24.721	3:30.790	3:34.385
5	2	3:34.845	21:23.172	8.718	9.925	14.752	33.915	5.091	26.359	17.711	6.542	37.585	17.834	15.942	10.781	6.086	3.604
			Elapsed	8.718	18.643	33.395	1:07.310	1:12.401	1:38.760	1:56.471	2:03.013	2:40.598	2:58.432	3:14.374	3:25.155	3:31.241	3:34.845

183		AF Corse		1.François PERRODO			2.Matthieu VAXIVIERE			3.Ben BARNICOAT				Oreca 07 - Gibson			
1	3	4:05.479	4:05.479	19.540	15.224	18.574	37.542	5.181	28.059	18.447	6.654	39.361	18.382	16.201	11.912	6.748	3.654
			Elapsed	19.540	34.764	53.338	1:30.880	1:36.061	2:04.120	2:22.567	2:29.221	3:08.582	3:26.964	3:43.165	3:55.077	4:01.825	4:05.479
2	3	3:36.587	7:42.066	8.798	10.473	15.258	34.093	5.094	26.603	17.928	6.494	38.078	18.004	15.402	10.671	6.055	3.636
			Elapsed	8.798	19.271	34.529	1:08.622	1:13.716	1:40.319	1:58.247	2:04.741	2:42.819	3:00.823	3:16.225	3:26.896	3:32.951	3:36.587
3	3	3:34.911	11:16.977	8.771	10.215	15.079	33.678	5.073	26.409	17.783	6.420	37.880	17.954	15.257	10.581	6.127	3.684
			Elapsed	8.771	18.986	34.065	1:07.743	1:12.816	1:39.225	1:57.008	2:03.428	2:41.308	2:59.262	3:14.519	3:25.100	3:31.227	3:34.911
4	3	3:37.054	14:54.031	8.788	10.154	15.046	33.901	5.042	26.562	18.193	6.479	38.092	18.054	15.832	10.793	6.506	3.612
			Elapsed	8.788	18.942	33.988	1:07.889	1:12.931	1:39.493	1:57.686	2:04.165	2:42.257	3:00.311	3:16.143	3:26.936	3:33.442	3:37.054
5	3	3:47.426	18:41.457	8.757	10.108	14.914	33.967	5.056	28.100	18.004	6.532	47.620	18.054	15.681	10.813	6.150	3.670
			Elapsed	8.757	18.865	33.779	1:07.746	1:12.802	1:40.902	1:58.906	2:05.438	2:53.058	3:11.112	3:26.793	3:37.606	3:43.756	3:47.426
6	3	3:34.789	22:16.246	8.779	10.139	14.964	33.733	5.053	26.327	17.694	6.472	37.906	17.934	15.366	10.655	6.058	3.709
			Elapsed	8.779	18.918	33.882	1:07.615	1:12.668	1:38.995	1:56.689	2:03.161	2:41.067	2:59.001	3:14.367	3:25.022	3:31.080	3:34.789





FIA WEC
 94^e Edition des 24 Heures d
 Hyperpole 1 LMP2-LMGT3



Section Analysis

■ Personal Best ■ Session Best ■ Crossing the pit lane

Lap	D	Time	Elapsed	SCL2	Z4	IP1	Z12	SCLC	A7-1	IP2	A8-1	SCLB	PORIN	POROUT	SCL1	FORDOUT	FL
222 United Autosports				1. Daniel SCHNEIDER			2. Benjamin HANLEY			3. Oliver JARVIS			Oreca 07 - Gibson				
1	3	4:17.667	4:17.667	31.141	14.356	19.309	39.155	5.185	27.772	18.426	6.791	39.139	18.194	16.809	11.126	6.410	3.854
			Elapsed	31.141	45.497	1:04.806	1:43.961	1:49.146	2:16.918	2:35.344	2:42.135	3:21.274	3:39.468	3:56.277	4:07.403	4:13.813	4:17.667
2	3	3:48.911	8:06.578	8.882	10.457	15.470	34.567	5.121	26.779	17.935	6.644	44.173	18.385	15.795	12.618	8.482	3.603
			Elapsed	8.882	19.339	34.809	1:09.376	1:14.497	1:41.276	1:59.211	2:05.855	2:50.028	3:08.413	3:24.208	3:36.826	3:45.308	3:48.911
3	3	3:36.300	11:42.878	8.772	10.230	15.159	34.194	5.111	26.694	17.869	6.491	38.129	18.056	15.265	10.609	6.022	3.699
			Elapsed	8.772	19.002	34.161	1:08.355	1:13.466	1:40.160	1:58.029	2:04.520	2:42.649	3:00.705	3:15.970	3:26.579	3:32.601	3:36.300
4	3	3:35.688	15:18.566	8.829	10.169	15.120	33.953	5.104	26.643	17.861	6.431	37.876	18.022	15.347	10.587	6.065	3.681
			Elapsed	8.829	18.998	34.118	1:08.071	1:13.175	1:39.818	1:57.679	2:04.110	2:41.986	3:00.008	3:15.355	3:25.942	3:32.007	3:35.688
5	3	3:35.750	18:54.316	8.798	10.184	15.066	34.045	5.113	26.498	17.774	6.433	37.876	18.040	15.363	10.659	6.108	3.793
			Elapsed	8.798	18.982	34.048	1:08.093	1:13.206	1:39.704	1:57.478	2:03.911	2:41.787	2:59.827	3:15.190	3:25.849	3:31.957	3:35.750
6	3	3:50.125 B	22:44.441	8.851	10.729	16.294	34.886	5.127	26.880	18.104	6.736	39.189	18.204	15.920	11.917		
			Elapsed	8.851	19.580	35.874	1:10.760	1:15.887	1:42.767	2:00.871	2:07.607	2:46.796	3:05.000	3:20.920	3:32.837		3:50.125
343 Inter Europol Competition				1. Bijoy GARG			2. Reshad DE GÉRUS			3. Nico MÜLLER			Oreca 07 - Gibson				
1	3	4:30.966	4:30.966	35.006	14.847	19.900	38.997	5.352	28.424	19.281	7.225	41.679	18.468	18.475	11.531	7.851	3.930
			Elapsed	35.006	49.853	1:09.753	1:48.750	1:54.102	2:22.526	2:41.807	2:49.032	3:30.711	3:49.179	4:07.654	4:19.185	4:27.036	4:30.966
2	3	3:43.269	8:14.235	8.984	11.211	15.590	34.635	5.110	26.854	17.946	6.549	38.577	18.097	16.173	12.325	7.639	3.579
			Elapsed	8.984	20.195	35.785	1:10.420	1:15.530	1:42.384	2:00.330	2:06.879	2:45.456	3:03.553	3:19.726	3:32.051	3:39.690	3:43.269
3	3	3:34.950	11:49.185	8.725	10.219	15.006	33.772	5.081	26.502	17.851	6.443	37.970	18.027	15.111	10.674	5.961	3.608
			Elapsed	8.725	18.944	33.950	1:07.722	1:12.803	1:39.305	1:57.156	2:03.599	2:41.569	2:59.596	3:14.707	3:25.381	3:31.342	3:34.950
4	3	3:38.090	15:27.275	8.744	10.059	14.827	33.813	5.072	26.558	17.990	6.573	37.922	18.390	16.573	11.230	6.767	3.572
			Elapsed	8.744	18.803	33.630	1:07.443	1:12.515	1:39.073	1:57.063	2:03.636	2:41.558	2:59.948	3:16.521	3:27.751	3:34.518	3:38.090
5	3	3:34.179	19:01.454	8.728	10.068	14.856	33.785	5.071	26.386	17.765	6.429	37.764	18.004	15.010	10.694	5.965	3.654
			Elapsed	8.728	18.796	33.652	1:07.437	1:12.508	1:38.894	1:56.659	2:03.088	2:40.852	2:58.856	3:13.866	3:24.560	3:30.525	3:34.179
6	3	4:08.155 B	23:09.609	8.959	11.700	17.587	39.498	5.228	29.206	20.110	6.751	42.234	19.854	17.279	12.929		
			Elapsed	8.959	20.659	38.246	1:17.744	1:22.972	1:52.178	2:12.288	2:19.039	3:01.273	3:21.127	3:38.406	3:51.335		4:08.155

