

FIA WEC 94^e Edition des 24 Heures d Hyperpole 2 LMP2-LMGT3

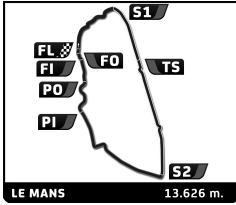


Section Analysis

■ Personal Best ■ Session Best B Crossing the pit lane

Lap	D	Time	Elapsed	SCL2	Z4	IP1	Z12	SCLC	A7-1	IP2	A8-1	SCLB	PORIN	POROUT	SCL1	FORDOUT	FL
4				Crowdstrike Racing by APR			1.George KURTZ			2.Alexander QUINN			3.Laurin HEINRICH			Oreca 07 - Gibson	
1	2	4:02.230	4:02.230	15.212	14.956	18.825	36.998	5.180	27.661	18.473	6.632	39.028	19.223	15.887	12.738	7.811	3.606
			Elapsed	15.212	30.168	48.993	1:25.991	1:31.171	1:58.832	2:17.305	2:23.937	3:02.965	3:22.188	3:38.075	3:50.813	3:58.624	4:02.230
2	2	3:35.245	7:37.475	8.760	10.208	15.031	33.957	5.061	26.578	17.944	6.524	37.982	18.075	15.026	10.583	5.848	3.668
			Elapsed	8.760	18.968	33.999	1:07.956	1:13.017	1:39.595	1:57.539	2:04.063	2:42.045	3:00.120	3:15.146	3:25.729	3:31.577	3:35.245
3	2	3:34.355	11:11.830	8.788	10.074	14.905	33.946	5.113	26.412	17.773	6.407	37.956	18.065	14.875	10.533	5.809	3.699
			Elapsed	8.788	18.862	33.767	1:07.713	1:12.826	1:39.238	1:57.011	2:03.418	2:41.374	2:59.439	3:14.314	3:24.847	3:30.656	3:34.355
4	2	3:33.628	14:45.458	8.796	9.962	14.781	33.889	5.063	26.381	17.752	6.418	37.703	18.014	14.946	10.475	5.768	3.680
			Elapsed	8.796	18.758	33.539	1:07.428	1:12.491	1:38.872	1:56.624	2:03.042	2:40.745	2:58.759	3:13.705	3:24.180	3:29.948	3:33.628
5	2	3:33.672	18:19.130	8.767	9.920	14.915	33.862	5.064	26.359	17.717	6.420	37.826	17.955	14.963	10.446	5.765	3.693
			Elapsed	8.767	18.687	33.602	1:07.464	1:12.528	1:38.887	1:56.604	2:03.024	2:40.850	2:58.805	3:13.768	3:24.214	3:29.979	3:33.672
14				TDS Racing			1.Tobias LUTKE			2.Mathias BECHE			3.Kévin ESTRE			Oreca 07 - Gibson	
1	3	4:16.422	4:16.422	21.517	13.799	19.076	37.185	5.198	27.798	18.899	6.673	39.893	20.046	19.727	13.897	9.118	3.596
			Elapsed	21.517	35.316	54.392	1:31.577	1:36.775	2:04.573	2:23.472	2:30.145	3:10.038	3:30.084	3:49.811	4:03.708	4:12.826	4:16.422
2	3	3:36.602	7:53.024	8.753	10.096	15.042	33.858	5.063	26.329	17.836	6.580	38.087	17.974	15.682	10.958	6.767	3.577
			Elapsed	8.753	18.849	33.891	1:07.749	1:12.812	1:39.141	1:56.977	2:03.557	2:41.644	2:59.618	3:15.300	3:26.258	3:33.025	3:36.602
3	3	3:33.969	11:26.993	8.738	10.149	15.080	33.459	5.076	26.290	17.719	6.630	37.930	17.954	14.902	10.514	5.891	3.637
			Elapsed	8.738	18.887	33.967	1:07.426	1:12.502	1:38.792	1:56.511	2:03.141	2:41.071	2:59.025	3:13.927	3:24.441	3:30.332	3:33.969
4	3	3:33.715	15:00.708	8.773	9.983	15.000	33.537	5.113	26.292	17.786	6.456	37.733	17.941	14.960	10.555	5.882	3.704
			Elapsed	8.773	18.756	33.756	1:07.293	1:12.406	1:38.698	1:56.484	2:02.940	2:40.673	2:58.614	3:13.574	3:24.129	3:30.011	3:33.715
21				Vista AF Corse			1.François HÉRIAU			2.Simon MANN			3.Alessio ROVERA			Ferrari 296 LMGT3 Evo	
1	3	4:25.885	4:25.885	17.858	15.411	21.388	40.051	5.530	29.920	19.921	7.204	42.534	23.126	18.101	11.980	9.115	3.746
			Elapsed	17.858	33.269	54.657	1:34.708	1:40.238	2:10.158	2:30.079	2:37.283	3:19.817	3:42.943	4:01.044	4:13.024	4:22.139	4:25.885
2	3	3:53.552	8:19.437	9.455	10.550	16.317	37.047	5.433	28.851	19.351	6.653	40.661	19.606	17.487	11.893	6.496	3.752
			Elapsed	9.455	20.005	36.322	1:13.369	1:18.802	1:47.653	2:07.004	2:13.657	2:54.318	3:13.924	3:31.411	3:43.304	3:49.800	3:53.552
3	3	4:03.139	12:22.576	9.480	10.626	16.266	42.003	5.478	29.367	19.932	7.037	41.501	19.920	19.183	12.068	6.549	3.729
			Elapsed	9.480	20.106	36.372	1:18.375	1:23.853	1:53.220	2:13.152	2:20.189	3:01.690	3:21.610	3:40.793	3:52.861	3:59.410	4:03.139
4	3	3:53.412	16:15.988	9.440	10.512	16.336	36.934	5.433	28.730	19.217	6.718	40.587	19.535	17.981	11.872	6.366	3.751
			Elapsed	9.440	19.952	36.288	1:13.222	1:18.655	1:47.385	2:06.602	2:13.320	2:53.907	3:13.442	3:31.423	3:43.295	3:49.661	3:53.412





FIA WEC

94^e Edition des 24 Heures d'Hyperpole 2 LMP2-LMGT3

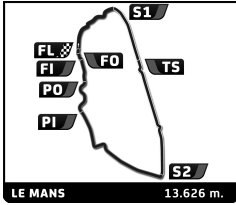


Section Analysis

■ Personal Best
 ■ Session Best
 ■ Crossing the pit lane

Lap	D	Time	Elapsed	SCL2	Z4	IP1	Z12	SCLC	A7-1	IP2	A8-1	SCLB	PORIN	POROUT	SCL1	FORDOUT	FL
23	Heart of Racing Team			1. Gray NEWELL			2. Eduardo BARRICHELLO			3. Jonny ADAM			Aston Martin Vantage AMR LMGT3				
1	3	4:43.167	4:43.167	36.861	14.271	18.767	40.032	5.881	30.567	19.884	7.298	42.532	22.087	21.296	13.088	6.771	3.832
			Elapsed	36.861	51.132	1:09.899	1:49.931	1:55.812	2:26.379	2:46.263	2:53.561	3:36.093	3:58.180	4:19.476	4:32.564	4:39.335	4:43.167
2	3	3:54.888	8:38.055	9.484	10.762	16.569	37.095	5.484	28.827	19.239	6.929	40.789	19.612	17.917	11.965	6.359	3.857
			Elapsed	9.484	20.246	36.815	1:13.910	1:19.394	1:48.221	2:07.460	2:14.389	2:55.178	3:14.790	3:32.707	3:44.672	3:51.031	3:54.888
3	3	3:58.007	12:36.062	9.492	10.731	16.574	37.028	5.467	28.747	19.171	6.849	43.444	19.601	18.152	12.454	6.455	3.842
			Elapsed	9.492	20.223	36.797	1:13.825	1:19.292	1:48.039	2:07.210	2:14.059	2:57.503	3:17.104	3:35.256	3:47.710	3:54.165	3:58.007
4	3	4:29.157 B	17:05.219	9.474	10.665	16.825	37.221	5.494	29.330	24.848	7.799	48.060	22.927	22.098	15.863		
			Elapsed	9.474	20.139	36.964	1:14.185	1:19.679	1:49.009	2:13.857	2:21.656	3:09.716	3:32.643	3:54.741	4:10.604		4:29.157
24	Nielsen Racing			1. David HEINEMEIER HANSSON			2. Edward PEARSON			3. Jack DOOHAN			Oreca 07 - Gibson				
1	3	4:19.173	4:19.173	24.859	14.253	18.526	37.667	5.203	27.479	18.506	6.758	40.844	19.839	16.770	13.176	11.552	3.741
			Elapsed	24.859	39.112	57.638	1:35.305	1:40.508	2:07.987	2:26.493	2:33.251	3:14.095	3:33.934	3:50.704	4:03.880	4:15.432	4:19.173
2	3	3:35.435	7:54.608	8.828	10.181	15.250	34.011	5.061	26.461	17.768	6.479	37.913	18.041	15.179	10.590	6.072	3.601
			Elapsed	8.828	19.009	34.259	1:08.270	1:13.331	1:39.792	1:57.560	2:04.039	2:41.952	2:59.993	3:15.172	3:25.762	3:31.834	3:35.435
3	3	3:34.151	11:28.759	8.730	10.013	14.985	33.757	5.068	26.298	17.719	6.454	37.660	17.987	15.092	10.753	5.987	3.648
			Elapsed	8.730	18.743	33.728	1:07.485	1:12.553	1:38.851	1:56.570	2:03.024	2:40.684	2:58.671	3:13.763	3:24.516	3:30.503	3:34.151
4	3	3:33.510	15:02.269	8.738	9.829	14.847	33.837	5.082	26.353	17.754	6.428	37.607	17.912	14.944	10.627	5.883	3.669
			Elapsed	8.738	18.567	33.414	1:07.251	1:12.333	1:38.686	1:56.440	2:02.868	2:40.475	2:58.387	3:13.331	3:23.958	3:29.841	3:33.510
27	Heart of Racing Team			1. Ian JAMES			2. Zacharie ROBICHON			3. Mattia DRUDI			Aston Martin Vantage AMR LMGT3				
1	3	4:41.782	4:41.782	35.554	14.545	18.707	40.505	5.712	30.609	19.848	7.445	42.549	21.894	21.209	12.894	6.535	3.776
			Elapsed	35.554	50.099	1:08.806	1:49.311	1:55.023	2:25.632	2:45.480	2:52.925	3:35.474	3:57.368	4:18.577	4:31.471	4:38.006	4:41.782
2	3	3:52.410	8:34.192	9.467	10.468	16.166	36.523	5.468	28.692	19.251	6.755	40.571	19.624	17.421	11.871	6.278	3.855
			Elapsed	9.467	19.935	36.101	1:12.624	1:18.092	1:46.784	2:06.035	2:12.790	2:53.361	3:12.985	3:30.406	3:42.277	3:48.555	3:52.410
3	3	3:52.433	12:26.625	9.499	10.546	16.384	36.661	5.446	28.521	19.165	6.781	40.509	19.572	17.437	11.794	6.244	3.874
			Elapsed	9.499	20.045	36.429	1:13.090	1:18.536	1:47.057	2:06.222	2:13.003	2:53.512	3:13.084	3:30.521	3:42.315	3:48.559	3:52.433
4	3	3:53.739	16:20.364	9.513	10.522	16.403	36.733	5.471	28.686	19.160	6.854	40.686	19.593	17.857	11.980	6.379	3.902
			Elapsed	9.513	20.035	36.438	1:13.171	1:18.642	1:47.328	2:06.488	2:13.342	2:54.028	3:13.621	3:31.478	3:43.458	3:49.837	3:53.739





FIA WEC

94^e Edition des 24 Heures d'Hyperpole 2 LMP2-LMGT3



Section Analysis

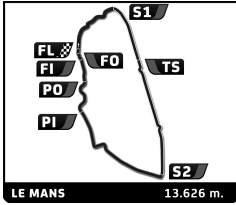
■ Personal Best
 ■ Session Best
 ■ Crossing the pit lane

Lap	D	Time	Elapsed	SCL2	Z4	IP1	Z12	SCLC	A7-1	IP2	A8-1	SCLB	PORIN	POROUT	SCL1	FORDOUT	FL
28	IDEC SPORT			1. Paul LAFARGUE			2. Valerio RINICELLA			3. Job VAN UITERT			Oreca 07 - Gibson				
1	3	3:57.670	3:57.670	14.786	15.257	18.685	36.392	5.163	27.804	18.238	6.766	38.847	18.710	16.066	11.305	6.152	3.499
			Elapsed	14.786	30.043	48.728	1:25.120	1:30.283	1:58.087	2:16.325	2:23.091	3:01.938	3:20.648	3:36.714	3:48.019	3:54.171	3:57.670
2	3	3:34.738	7:32.408	8.739	10.204	15.131	33.861	5.100	26.496	17.758	6.472	37.967	18.078	15.006	10.571	5.785	3.570
			Elapsed	8.739	18.943	34.074	1:07.935	1:13.035	1:39.531	1:57.289	2:03.761	2:41.728	2:59.806	3:14.812	3:25.383	3:31.168	3:34.738
3	3	3:33.689	11:06.097	8.769	10.061	14.750	33.715	5.127	26.467	17.723	6.366	37.771	17.966	14.934	10.592	5.878	3.570
			Elapsed	8.769	18.830	33.580	1:07.295	1:12.422	1:38.889	1:56.612	2:02.978	2:40.749	2:58.715	3:13.649	3:24.241	3:30.119	3:33.689
4	3	3:37.471	14:43.568	8.753	10.070	14.805	33.841	5.077	26.485	17.760	6.457	38.291	18.207	16.451	11.154	6.521	3.599
			Elapsed	8.753	18.823	33.628	1:07.469	1:12.546	1:39.031	1:56.791	2:03.248	2:41.539	2:59.746	3:16.197	3:27.351	3:33.872	3:37.471
5	3	3:33.242	18:16.810	8.752	10.021	14.759	33.587	5.088	26.400	17.700	6.439	37.731	17.943	14.881	10.531	5.822	3.588
			Elapsed	8.752	18.773	33.532	1:07.119	1:12.207	1:38.607	1:56.307	2:02.746	2:40.477	2:58.420	3:13.301	3:23.832	3:29.654	3:33.242

29	Forestier Racing by Paris			1. Louis ROUSSET			2. Esteban MASSON			3. Oliver GRAY			Oreca 07 - Gibson				
1	2	4:13.417	4:13.417	20.080	13.839	19.437	37.307	5.213	28.032	18.510	6.804	40.334	19.690	19.554	13.608	7.407	3.602
			Elapsed	20.080	33.919	53.356	1:30.663	1:35.876	2:03.908	2:22.418	2:29.222	3:09.556	3:29.246	3:48.800	4:02.408	4:09.815	4:13.417
2	2	3:37.548	7:50.965	8.735	10.214	14.995	33.638	5.074	26.324	17.638	6.445	37.892	17.966	17.156	11.351	6.533	3.587
			Elapsed	8.735	18.949	33.944	1:07.582	1:12.656	1:38.980	1:56.618	2:03.063	2:40.955	2:58.921	3:16.077	3:27.428	3:33.961	3:37.548
3	2	3:33.107	11:24.072	8.731	9.990	14.906	33.425	5.052	26.204	17.655	6.472	37.589	17.845	14.969	10.690	5.898	3.681
			Elapsed	8.731	18.721	33.627	1:07.052	1:12.104	1:38.308	1:55.963	2:02.435	2:40.024	2:57.869	3:12.838	3:23.528	3:29.426	3:33.107
4	2	3:32.855	14:56.927	8.733	9.924	14.827	33.431	5.065	26.185	17.602	6.470	37.532	17.864	15.050	10.508	5.986	3.678
			Elapsed	8.733	18.657	33.484	1:06.915	1:11.980	1:38.165	1:55.767	2:02.237	2:39.769	2:57.633	3:12.683	3:23.191	3:29.177	3:32.855
5	2	3:57.414 B	18:54.341	8.722	9.985	15.147	34.407	5.106	26.800	17.943	6.579	41.424	20.424	17.276	12.453		
			Elapsed	8.722	18.707	33.854	1:08.261	1:13.367	1:40.167	1:58.110	2:04.689	2:46.113	3:06.537	3:23.813	3:36.266		3:57.414

30	Duqueine Team			1. Doriane PIN			2. Julien ANDLAUER			3. Richard VERSCHOOR			Oreca 07 - Gibson				
1	2	4:23.239	4:23.239	33.088	14.050	18.025	36.693	5.188	27.591	18.442	6.833	39.485	18.302	16.120	15.124	10.729	3.569
			Elapsed	33.088	47.138	1:05.163	1:41.856	1:47.044	2:14.635	2:33.077	2:39.910	3:19.395	3:37.697	3:53.817	4:08.941	4:19.670	4:23.239
2	2	3:34.522	7:57.761	8.703	10.250	15.150	33.944	5.061	26.312	17.707	6.490	37.608	17.949	15.038	10.633	5.955	3.722
			Elapsed	8.703	18.953	34.103	1:08.047	1:13.108	1:39.420	1:57.127	2:03.617	2:41.225	2:59.174	3:14.212	3:24.845	3:30.800	3:34.522
3	2	3:33.710	11:31.471	8.789	10.025	14.997	33.732	5.055	26.290	17.770	6.436	37.657	17.930	15.002	10.500	5.890	3.637
			Elapsed	8.789	18.814	33.811	1:07.543	1:12.598	1:38.888	1:56.658	2:03.094	2:40.751	2:58.681	3:13.683	3:24.183	3:30.073	3:33.710
4	2	3:33.702	15:05.173	8.729	10.086	14.906	33.679	5.055	26.282	17.756	6.429	37.600	17.985	14.997	10.566	5.976	3.656
			Elapsed	8.729	18.815	33.721	1:07.400	1:12.455	1:38.737	1:56.493	2:02.922	2:40.522	2:58.507	3:13.504	3:24.070	3:30.046	3:33.702





FIA WEC

94^e Edition des 24 Heures d'Hyperpole 2 LMP2-LMGT3

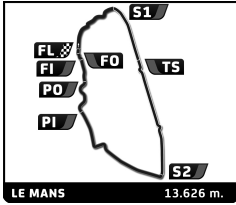


Section Analysis

■ Personal Best
 ■ Session Best
 ■ Crossing the pit lane

Lap	D	Time	Elapsed	SCL2	Z4	IP1	Z12	SCLC	A7-1	IP2	A8-1	SCLB	PORIN	POROUT	SCL1	FORDOUT	FL
32	Team WRT			1. Darren LEUNG			2. Sean GELAEI			3. Augusto FARFUS			BMW M4 LMGT3 Evo				
1	2	4:27.031	4:27.031	12.725	16.570	20.342	46.433	5.584	30.119	19.569	7.132	41.910	23.568	18.747	11.946	8.600	3.786
			Elapsed	12.725	29.295	49.637	1:36.070	1:41.654	2:11.773	2:31.342	2:38.474	3:20.384	3:43.952	4:02.699	4:14.645	4:23.245	4:27.031
2	2	3:54.401	8:21.432	9.466	10.630	16.468	37.032	5.488	28.759	19.251	6.813	41.041	19.637	17.834	11.958	6.204	3.820
			Elapsed	9.466	20.096	36.564	1:13.596	1:19.084	1:47.843	2:07.094	2:13.907	2:54.948	3:14.585	3:32.419	3:44.377	3:50.581	3:54.401
3	2	4:08.698	12:30.130	9.500	10.701	16.478	36.915	5.544	28.887	23.403	7.197	41.851	27.122	18.624	12.099	6.551	3.826
			Elapsed	9.500	20.201	36.679	1:13.594	1:19.138	1:48.025	2:11.428	2:18.625	3:00.476	3:27.598	3:46.222	3:58.321	4:04.872	4:08.698
4	2	4:05.568 B	16:35.698	9.483	10.618	16.497	36.850	5.486	28.681	19.210	6.909	41.008	20.015	20.220	12.870		
			Elapsed	9.483	20.101	36.598	1:13.448	1:18.934	1:47.615	2:06.825	2:13.734	2:54.742	3:14.757	3:34.977	3:47.847		4:05.568
43	Inter Europol Competition			1. Jakub SMIECHOWSKI			2. Tom DILLMANN			3. Nicholas YELLOLY			Oreca 07 - Gibson				
1	3	4:21.167	4:21.167	29.474	14.677	18.685	37.494	5.206	27.692	18.707	7.024	39.279	18.289	16.718	12.498	11.520	3.904
			Elapsed	29.474	44.151	1:02.836	1:40.330	1:45.536	2:13.228	2:31.935	2:38.959	3:18.238	3:36.527	3:53.245	4:05.743	4:17.263	4:21.167
2	3	3:53.458	8:14.625	8.901	10.991	15.657	35.778	5.118	27.025	18.015	6.702	41.969	21.969	17.587	12.628	7.467	3.651
			Elapsed	8.901	19.892	35.549	1:11.327	1:16.445	1:43.470	2:01.485	2:08.187	2:50.156	3:12.125	3:29.712	3:42.340	3:49.807	3:53.458
3	3	3:34.080	11:48.705	8.751	10.297	14.939	33.702	5.063	26.410	17.665	6.413	37.837	17.997	15.069	10.523	5.804	3.610
			Elapsed	8.751	19.048	33.987	1:07.689	1:12.752	1:39.162	1:56.827	2:03.240	2:41.077	2:59.074	3:14.143	3:24.666	3:30.470	3:34.080
4	3	3:33.578	15:22.283	8.734	10.156	14.907	33.509	5.067	26.311	17.743	6.358	37.785	17.965	14.919	10.592	5.849	3.683
			Elapsed	8.734	18.890	33.797	1:07.306	1:12.373	1:38.684	1:56.427	2:02.785	2:40.570	2:58.535	3:13.454	3:24.046	3:29.895	3:33.578
69	Team WRT			1. Anthony MCINTOSH			2. Parker THOMPSON			3. Daniel HARPER			BMW M4 LMGT3 Evo				
1	2	4:28.304	4:28.304	14.327	18.753	22.475	40.989	5.565	30.084	20.286	7.019	41.865	24.037	18.753	12.146	8.240	3.765
			Elapsed	14.327	33.080	55.555	1:36.544	1:42.109	2:12.193	2:32.479	2:39.498	3:21.363	3:45.400	4:04.153	4:16.299	4:24.539	4:28.304
2	2	3:54.655	8:22.959	9.477	10.542	16.614	37.004	5.515	28.904	19.404	6.767	40.870	19.708	17.926	11.875	6.161	3.888
			Elapsed	9.477	20.019	36.633	1:13.637	1:19.152	1:48.056	2:07.460	2:14.227	2:55.097	3:14.805	3:32.731	3:44.606	3:50.767	3:54.655
3	2	3:57.189	12:20.148	9.524	10.560	16.477	36.889	5.525	28.804	19.910	7.195	41.769	19.893	18.417	12.088	6.331	3.807
			Elapsed	9.524	20.084	36.561	1:13.450	1:18.975	1:47.779	2:07.689	2:14.884	2:56.653	3:16.546	3:34.963	3:47.051	3:53.382	3:57.189
4	2	3:55.354	16:15.502	9.525	10.761	16.611	37.107	5.495	28.945	19.483	6.781	40.990	19.811	17.836	11.904	6.198	3.907
			Elapsed	9.525	20.286	36.897	1:14.004	1:19.499	1:48.444	2:07.927	2:14.708	2:55.698	3:15.509	3:33.345	3:45.249	3:51.447	3:55.354





FIA WEC

94^e Edition des 24 Heures d'Hyperpole 2 LMP2-LMGT3

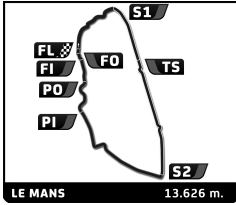


Section Analysis

■ Personal Best
 ■ Session Best
 ■ B Crossing the pit lane

Lap	D	Time	Elapsed	SCL2	Z4	IP1	Z12	SCLC	A7-1	IP2	A8-1	SCLB	PORIN	POROUT	SCL1	FORDOUT	FL
74	Kessel Racing			1. Dustin BLATTNER			2. Lorenzo PATRESE			3. Dennis MARSCHALL			Ferrari 296 LMGT3 Evo				
1	3	4:44.040	4:44.040	37.575	14.177	18.725	40.000	5.839	30.793	19.864	7.015	42.572	22.831	20.357	13.679	6.864	3.749
			Elapsed	37.575	51.752	1:10.477	1:50.477	1:56.316	2:27.109	2:46.973	2:53.988	3:36.560	3:59.391	4:19.748	4:33.427	4:40.291	4:44.040
2	3	3:54.382	8:38.422	9.425	10.454	16.414	37.179	5.411	28.763	19.277	6.866	40.799	19.505	18.249	12.027	6.275	3.738
			Elapsed	9.425	19.879	36.293	1:13.472	1:18.883	1:47.646	2:06.923	2:13.789	2:54.588	3:14.093	3:32.342	3:44.369	3:50.644	3:54.382
3	3	3:56.192	12:34.614	9.404	10.776	16.717	37.094	5.498	29.964	19.235	6.789	40.800	19.615	18.031	11.999	6.462	3.808
			Elapsed	9.404	20.180	36.897	1:13.991	1:19.489	1:49.453	2:08.688	2:15.477	2:56.277	3:15.892	3:33.923	3:45.922	3:52.384	3:56.192
4	3	3:54.677	16:29.291	9.463	10.573	16.510	37.128	5.493	28.798	19.314	6.745	40.732	19.711	17.909	11.942	6.481	3.878
			Elapsed	9.463	20.036	36.546	1:13.674	1:19.167	1:47.965	2:07.279	2:14.024	2:54.756	3:14.467	3:32.376	3:44.318	3:50.799	3:54.677
77	Proton Competition			1. Eric POWELL			2. Ben TUCK			3. Sebastian PRIAULX			Ford Mustang LMGT3				
1	2	4:33.101	4:33.101	30.742	13.916	18.925	39.566	5.557	29.992	19.601	7.091	41.884	20.473	18.912	13.082	9.563	3.797
			Elapsed	30.742	44.658	1:03.583	1:43.149	1:48.706	2:18.698	2:38.299	2:45.390	3:27.274	3:47.747	4:06.659	4:19.741	4:29.304	4:33.101
2	2	3:57.122	8:30.223	9.492	10.783	16.657	37.046	5.545	28.910	19.266	6.796	40.980	19.664	18.190	12.919	7.104	3.770
			Elapsed	9.492	20.275	36.932	1:13.978	1:19.523	1:48.433	2:07.699	2:14.495	2:55.475	3:15.139	3:33.329	3:46.248	3:53.352	3:57.122
3	2	3:58.482	12:28.705	9.494	10.924	17.151	38.400	5.476	29.086	20.098	6.919	40.972	19.639	18.038	11.964	6.475	3.846
			Elapsed	9.494	20.418	37.569	1:15.969	1:21.445	1:50.531	2:10.629	2:17.548	2:58.520	3:18.159	3:36.197	3:48.161	3:54.636	3:58.482
4	2	3:55.666	16:24.371	9.528	10.764	16.676	37.296	5.477	28.900	19.314	6.828	40.960	19.688	17.863	12.013	6.443	3.916
			Elapsed	9.528	20.292	36.968	1:14.264	1:19.741	1:48.641	2:07.955	2:14.783	2:55.743	3:15.431	3:33.294	3:45.307	3:51.750	3:55.666
78	Akkodis ASP Team			1. Tom VAN ROMPUY			2. Hadrien DAVID			3. Jack HAWKSWORTH			Lexus RC F LMGT3				
1	3	6:55.799	6:55.799	2:50.055	13.780	18.298	39.450	5.691	35.115	23.467	7.379	41.815	19.895	18.560	12.046	6.477	3.771
			Elapsed	2:50.055	3:03.835	3:22.133	4:01.583	4:07.274	4:42.389	5:05.856	5:13.235	5:55.050	6:14.945	6:33.505	6:45.551	6:52.028	6:55.799
2	3	3:54.112	10:49.911	9.505	10.561	16.289	36.982	5.485	28.825	19.496	6.734	40.906	19.695	17.634	11.880	6.223	3.897
			Elapsed	9.505	20.066	36.355	1:13.337	1:18.822	1:47.647	2:07.143	2:13.877	2:54.783	3:14.478	3:32.112	3:43.992	3:50.215	3:54.112
3	3	3:57.225	14:47.136	9.589	10.496	16.393	36.884	5.500	28.821	19.505	6.794	41.895	20.685	18.346	12.113	6.380	3.824
			Elapsed	9.589	20.085	36.478	1:13.362	1:18.862	1:47.683	2:07.188	2:13.982	2:55.877	3:16.562	3:34.908	3:47.021	3:53.401	3:57.225
4	3	3:53.869	18:41.005	9.501	10.548	16.492	36.818	5.508	28.825	19.384	6.795	40.658	19.628	17.626	11.923	6.276	3.887
			Elapsed	9.501	20.049	36.541	1:13.359	1:18.867	1:47.692	2:07.076	2:13.871	2:54.529	3:14.157	3:31.783	3:43.706	3:49.982	3:53.869





FIA WEC 94^e Edition des 24 Heures d Hyperpole 2 LMP2-LMGT3

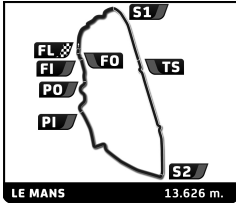


Section Analysis

■ Personal Best ■ Session Best ■ Crossing the pit lane

Lap	D	Time	Elapsed	SCL2	Z4	IP1	Z12	SCLC	A7-1	IP2	A8-1	SCLB	PORIN	POROUT	SCL1	FORDOUT	FL
87		Akkodis ASP Team		1. Petru UMBRĂRESCU			2. Clemens SCHMID			3. José María LÓPEZ			Lexus RC F LMGT3				
1	3	4:45.059	4:45.059	41.712	13.516	18.045	39.220	5.632	31.468	19.682	7.103	41.996	22.231	20.313	13.476	6.875	3.790
			Elapsed	41.712	55.228	1:13.273	1:52.493	1:58.125	2:29.593	2:49.275	2:56.378	3:38.374	4:00.605	4:20.918	4:34.394	4:41.269	4:45.059
2	3	3:55.135	8:40.194	9.412	11.634	16.687	36.876	5.485	28.777	19.231	6.861	40.851	19.654	17.645	11.892	6.321	3.809
			Elapsed	9.412	21.046	37.733	1:14.609	1:20.094	1:48.871	2:08.102	2:14.963	2:55.814	3:15.468	3:33.113	3:45.005	3:51.326	3:55.135
3	3	3:53.614	12:33.808	9.434	10.526	16.345	36.937	5.493	28.517	19.151	6.895	40.816	19.566	17.611	11.989	6.328	4.006
			Elapsed	9.434	19.960	36.305	1:13.242	1:18.735	1:47.252	2:06.403	2:13.298	2:54.114	3:13.680	3:31.291	3:43.280	3:49.608	3:53.614
4	3	4:29.153 B	17:02.961	9.543	10.526	16.219	42.506	5.808	29.538	19.343	7.297	48.308	21.940	24.120	14.810		
			Elapsed	9.543	20.069	36.288	1:18.794	1:24.602	1:54.140	2:13.483	2:20.780	3:09.088	3:31.028	3:55.148	4:09.958		4:29.153
91		Manthey DK Engineering		1. James COTTINGHAM			2. Timur BOGUSLAVSKIY			3. Ayhancan GÜVEN			Porsche 911 GT3 R LMGT3				
1	2	4:31.892	4:31.892	23.551	13.861	19.650	41.440	5.613	29.983	20.083	7.038	42.296	23.479	18.697	13.007	9.400	3.794
			Elapsed	23.551	37.412	57.062	1:38.502	1:44.115	2:14.098	2:34.181	2:41.219	3:23.515	3:46.994	4:05.691	4:18.698	4:28.098	4:31.892
2	2	3:56.672	8:28.564	9.564	10.779	16.620	37.205	5.546	29.183	19.480	6.777	40.899	19.873	18.302	12.124	6.483	3.837
			Elapsed	9.564	20.343	36.963	1:14.168	1:19.714	1:48.897	2:08.377	2:15.154	2:56.053	3:15.926	3:34.228	3:46.352	3:52.835	3:56.672
3	2	3:55.847	12:24.411	9.583	10.494	16.551	37.191	5.531	28.993	19.420	6.752	40.802	19.760	18.238	12.088	6.408	4.036
			Elapsed	9.583	20.077	36.628	1:13.819	1:19.350	1:48.343	2:07.763	2:14.515	2:55.317	3:15.077	3:33.315	3:45.403	3:51.811	3:55.847
4	2	3:55.610	16:20.021	9.662	10.452	16.525	37.032	5.531	29.001	19.391	6.767	41.001	19.767	18.088	12.053	6.321	4.019
			Elapsed	9.662	20.114	36.639	1:13.671	1:19.202	1:48.203	2:07.594	2:14.361	2:55.362	3:15.129	3:33.217	3:45.270	3:51.591	3:55.610
99		AO by TF		1. PJ HYETT			2. James ALLEN			3. Dane CAMERON			Oreca 07 - Gibson				
1	3	4:10.426	4:10.426	18.767	14.885	19.137	37.351	5.186	27.600	18.243	6.991	39.962	20.034	17.272	14.457	6.874	3.667
			Elapsed	18.767	33.652	52.789	1:30.140	1:35.326	2:02.926	2:21.169	2:28.160	3:08.122	3:28.156	3:45.428	3:59.885	4:06.759	4:10.426
2	3	3:37.299	7:47.725	8.777	10.416	15.294	34.166	5.092	26.608	17.771	6.835	38.218	18.054	15.540	10.682	6.209	3.637
			Elapsed	8.777	19.193	34.487	1:08.653	1:13.745	1:40.353	1:58.124	2:04.959	2:43.177	3:01.231	3:16.771	3:27.453	3:33.662	3:37.299
3	3	3:34.100	11:21.825	8.757	10.068	15.024	33.624	5.053	26.439	17.771	6.469	37.799	17.907	15.126	10.530	5.909	3.624
			Elapsed	8.757	18.825	33.849	1:07.473	1:12.526	1:38.965	1:56.736	2:03.205	2:41.004	2:58.911	3:14.037	3:24.567	3:30.476	3:34.100
4	3	3:34.280	14:56.105	8.735	9.910	14.977	33.785	5.049	26.395	17.696	6.454	37.756	17.917	15.436	10.561	5.957	3.652
			Elapsed	8.735	18.645	33.622	1:07.407	1:12.456	1:38.851	1:56.547	2:03.001	2:40.757	2:58.674	3:14.110	3:24.671	3:30.628	3:34.280
5	3	3:34.867	18:30.972	8.747	10.099	14.971	33.616	5.083	26.478	17.731	6.447	37.986	17.970	15.185	10.645	6.235	3.674
			Elapsed	8.747	18.846	33.817	1:07.433	1:12.516	1:38.994	1:56.725	2:03.172	2:41.158	2:59.128	3:14.313	3:24.958	3:31.193	3:34.867





FIA WEC
 94^e Edition des 24 Heures d
 Hyperpole 2 LMP2-LMGT3



Section Analysis

■ Personal Best ■ Session Best B Crossing the pit lane

Lap	D	Time	Elapsed	SCL2	Z4	IP1	Z12	SCLC	A7-1	IP2	A8-1	SCLB	PORIN	POROUT	SCL1	FORDOUT	FL
183 AF Corse				1.François PERRODO				2.Matthieu VAXIVIERE				3.Ben BARNICOAT				Oreca 07 - Gibson	
1	2	4:04.732	4:04.732	16.508	15.219	19.012	38.088	5.196	27.584	18.439	6.808	39.325	18.940	16.381	11.533	8.074	3.625
			Elapsed	16.508	31.727	50.739	1:28.827	1:34.023	2:01.607	2:20.046	2:26.854	3:06.179	3:25.119	3:41.500	3:53.033	4:01.107	4:04.732
2	2	3:35.015	7:39.747	8.751	10.142	15.061	33.877	5.102	26.443	17.765	6.470	37.934	17.974	15.185	10.683	5.956	3.672
			Elapsed	8.751	18.893	33.954	1:07.831	1:12.933	1:39.376	1:57.141	2:03.611	2:41.545	2:59.519	3:14.704	3:25.387	3:31.343	3:35.015
3	2	3:34.692	11:14.439	8.764	10.074	14.928	33.850	5.070	26.356	17.753	6.508	37.808	17.914	15.152	10.731	6.074	3.710
			Elapsed	8.764	18.838	33.766	1:07.616	1:12.686	1:39.042	1:56.795	2:03.303	2:41.111	2:59.025	3:14.177	3:24.908	3:30.982	3:34.692
4	2	3:42.530 B	14:56.969	8.781	9.996	15.008	33.855	5.092	26.446	17.809	6.509	38.030	17.961	15.472	10.990		
			Elapsed	8.781	18.777	33.785	1:07.640	1:12.732	1:39.178	1:56.987	2:03.496	2:41.526	2:59.487	3:14.959	3:25.949		3:42.530
343 Inter Europol Competition				1.Bijoy GARG				2.Reshad DE GÉRUS				3.Nico MÜLLER				Oreca 07 - Gibson	
1	2	4:20.418	4:20.418	27.492	14.729	18.233	37.548	5.211	28.091	18.483	7.016	39.982	18.302	16.724	13.242	11.564	3.801
			Elapsed	27.492	42.221	1:00.454	1:38.002	1:43.213	2:11.304	2:29.787	2:36.803	3:16.785	3:35.087	3:51.811	4:05.053	4:16.617	4:20.418
2	2	3:48.900	8:09.318	8.840	10.947	15.556	34.330	5.062	26.677	17.954	7.439	42.621	22.739	15.865	11.048	6.245	3.577
			Elapsed	8.840	19.787	35.343	1:09.673	1:14.735	1:41.412	1:59.366	2:06.805	2:49.426	3:12.165	3:28.030	3:39.078	3:45.323	3:48.900
3	2	3:35.038	11:44.356	8.716	10.196	15.150	33.947	5.033	26.419	17.860	6.483	37.897	17.956	15.141	10.685	5.966	3.589
			Elapsed	8.716	18.912	34.062	1:08.009	1:13.042	1:39.461	1:57.321	2:03.804	2:41.701	2:59.657	3:14.798	3:25.483	3:31.449	3:35.038
4	2	3:34.617	15:18.973	8.719	10.219	15.015	33.866	5.050	26.437	17.865	6.477	37.770	17.900	14.892	10.942	5.893	3.572
			Elapsed	8.719	18.938	33.953	1:07.819	1:12.869	1:39.306	1:57.171	2:03.648	2:41.418	2:59.318	3:14.210	3:25.152	3:31.045	3:34.617

