

FIA WEC 94^e Edition des 24 Heures d Hyperpole 1 HYPERCAR

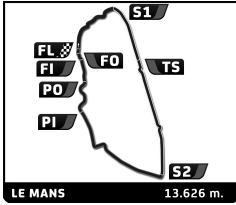


Section Analysis

■ Personal Best
 ■ Session Best
 ■ Crossing the pit lane

Lap	D	Time	Elapsed	SCL2	Z4	IP1	Z12	SCLC	A7-1	IP2	A8-1	SCLB	PORIN	POROUT	SCL1	FORDOUT	FL
007	Aston Martin Thor Team			1. Harry TINCKNELL			2. Tom GAMBLE			3. Ross GUNN			Aston Martin Valkyrie				
1	3	4:23.329	4:23.329	36.690	13.773	18.048	35.865	4.799	26.680	17.361	7.144	39.251	18.257	17.620	15.951	8.450	3.440
			Elapsed	36.690	50.463	1:08.511	1:44.376	1:49.175	2:15.855	2:33.216	2:40.360	3:19.611	3:37.868	3:55.488	4:11.439	4:19.889	4:23.329
2	3	3:24.948	7:48.277	7.998	10.101	14.556	32.612	4.680	25.114	16.591	6.321	35.842	16.602	14.927	10.184	6.001	3.419
			Elapsed	7.998	18.099	32.655	1:05.267	1:09.947	1:35.061	1:51.652	1:57.973	2:33.815	2:50.417	3:05.344	3:15.528	3:21.529	3:24.948
3	3	3:33.534 B	11:21.811	8.000	10.075	14.671	32.749	4.677	25.208	16.684	6.337	35.990	16.665	15.064	10.577		3:33.534
			Elapsed	8.000	18.075	32.746	1:05.495	1:10.172	1:35.380	1:52.064	1:58.401	2:34.391	2:51.056	3:06.120	3:16.697		
4	3	4:28.314	15:50.125	1:00.416	12.826	16.884	34.315	4.727	25.874	16.883	6.519	37.323	16.798	15.363	10.628	6.409	3.349
			Elapsed	1:00.416	1:13.242	1:30.126	2:04.441	2:09.168	2:35.042	2:51.925	2:58.444	3:35.767	3:52.565	4:07.928	4:18.556	4:24.965	4:28.314
5	3	3:24.004	19:14.129	7.981	9.849	14.398	32.327	4.684	25.071	16.639	6.284	35.894	16.620	14.685	10.121	5.961	3.490
			Elapsed	7.981	17.830	32.228	1:04.555	1:09.239	1:34.310	1:50.949	1:57.233	2:33.127	2:49.747	3:04.432	3:14.553	3:20.514	3:24.004
6	3	3:38.507 B	22:52.636	8.087	9.955	14.739	33.868	4.669	25.363	16.762	6.350	36.531	16.808	16.726	11.583		3:38.507
			Elapsed	8.087	18.042	32.781	1:06.649	1:11.318	1:36.681	1:53.443	1:59.793	2:36.324	2:53.132	3:09.858	3:21.441		
7	Toyota Racing			1. Mike CONWAY			2. Kamui KOBAYASHI			3. Nyck DE VRIES			Toyota TR010 Hybrid				
1	2	3:47.471	3:47.471	14.003	13.389	17.584	34.890	4.841	26.197	17.057	6.659	38.901	17.957	15.917	10.466	6.175	3.435
			Elapsed	14.003	27.392	44.976	1:19.866	1:24.707	1:50.904	2:07.961	2:14.620	2:53.521	3:11.478	3:27.395	3:37.861	3:44.036	3:47.471
2	2	3:24.682	7:12.153	8.027	9.992	14.382	32.326	4.700	25.028	16.530	6.376	35.890	16.656	15.061	10.195	6.011	3.508
			Elapsed	8.027	18.019	32.401	1:04.727	1:09.427	1:34.455	1:50.985	1:57.361	2:33.251	2:49.907	3:04.968	3:15.163	3:21.174	3:24.682
3	2	3:24.268	10:36.421	8.068	9.779	14.335	32.288	4.742	25.010	16.483	6.426	35.907	16.635	14.990	10.171	5.945	3.489
			Elapsed	8.068	17.847	32.182	1:04.470	1:09.212	1:34.222	1:50.705	1:57.131	2:33.038	2:49.673	3:04.663	3:14.834	3:20.779	3:24.268
4	2	3:33.148 B	14:09.569	8.057	9.791	14.446	32.655	4.736	25.082	16.595	6.439	36.428	16.764	15.257	10.477		3:33.148
			Elapsed	8.057	17.848	32.294	1:04.949	1:09.685	1:34.767	1:51.362	1:57.801	2:34.229	2:50.993	3:06.250	3:16.727		
5	2	4:21.351	18:30.920	51.973	13.334	17.034	34.658	4.757	25.648	16.833	6.711	38.209	16.707	15.465	10.483	6.201	3.338
			Elapsed	51.973	1:05.307	1:22.341	1:56.999	2:01.756	2:27.404	2:44.237	2:50.948	3:29.157	3:45.864	4:01.329	4:11.812	4:18.013	4:21.351
6	2	3:23.562	21:54.482	7.979	9.768	14.241	32.252	4.719	24.966	16.470	6.379	35.783	16.576	14.824	10.160	5.973	3.472
			Elapsed	7.979	17.747	31.988	1:04.240	1:08.959	1:33.925	1:50.395	1:56.774	2:32.557	2:49.133	3:03.957	3:14.117	3:20.090	3:23.562





FIA WEC 94^e Edition des 24 Heures d Hyperpole 1 HYPERCAR

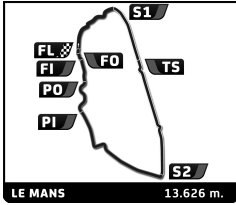


Section Analysis

■ Personal Best ■ Session Best B Crossing the pit lane

Lap	D	Time	Elapsed	SCL2	Z4	IP1	Z12	SCLC	A7-1	IP2	A8-1	SCLB	PORIN	POROUT	SCL1	FORDOUT	FL
8 Toyota Racing				1.Sébastien BUEMI				2.Brendon HARTLEY				3.Ryo HIRAKAWA				Toyota TR010 Hybrid	
1	3	3:52.139	3:52.139	16.443	14.078	17.558	35.229	4.785	26.897	16.988	6.612	37.862	18.426	15.694	11.239	6.921	3.407
			Elapsed	16.443	30.521	48.079	1:23.308	1:28.093	1:54.990	2:11.978	2:18.590	2:56.452	3:14.878	3:30.572	3:41.811	3:48.732	3:52.139
2	3	3:24.578	7:16.717	8.021	9.820	14.360	32.315	4.719	25.168	16.564	6.360	35.965	16.637	15.002	10.206	5.976	3.465
			Elapsed	8.021	17.841	32.201	1:04.516	1:09.235	1:34.403	1:50.967	1:57.327	2:33.292	2:49.929	3:04.931	3:15.137	3:21.113	3:24.578
3	3	3:43.745 B	11:00.462	8.053	9.911	14.512	32.458	4.717	25.413	16.660	6.432	45.060	17.563	15.781	10.845		3:43.745
			Elapsed	8.053	17.964	32.476	1:04.934	1:09.651	1:35.064	1:51.724	1:58.156	2:43.216	3:00.779	3:16.560	3:27.405		3:43.745
4	3	4:35.788	15:36.250	1:03.746	13.247	16.996	34.542	4.792	25.951	16.980	6.631	37.474	17.889	15.526	11.473	7.116	3.425
			Elapsed	1:03.746	1:16.993	1:33.989	2:08.531	2:13.323	2:39.274	2:56.254	3:02.885	3:40.359	3:58.248	4:13.774	4:25.247	4:32.363	4:35.788
5	3	3:25.066	19:01.316	8.035	9.932	14.429	32.191	4.693	24.912	16.399	6.392	35.870	16.514	15.996	10.174	6.022	3.507
			Elapsed	8.035	17.967	32.396	1:04.587	1:09.280	1:34.192	1:50.591	1:56.983	2:32.853	2:49.367	3:05.363	3:15.537	3:21.559	3:25.066
6	3	4:13.482 B	23:14.798	8.012	10.207	15.187	52.030	4.791	26.101	19.701	7.018	39.939	19.516	18.940	14.157		4:13.482
			Elapsed	8.012	18.219	33.406	1:25.436	1:30.227	1:56.328	2:16.029	2:23.047	3:02.986	3:22.502	3:41.442	3:55.599		4:13.482
009 Aston Martin Thor Team				1.Alex RIBERAS				2.Marco SØRENSEN				3.Roman DE ANGELIS				Aston Martin Valkyrie	
1	2	4:21.030	4:21.030	35.328	14.397	18.112	35.936	4.824	26.628	17.416	6.866	38.639	18.965	17.216	15.098	8.223	3.382
			Elapsed	35.328	49.725	1:07.837	1:43.773	1:48.597	2:15.225	2:32.641	2:39.507	3:18.146	3:37.111	3:54.327	4:09.425	4:17.648	4:21.030
2	2	3:25.640	7:46.670	7.982	10.206	14.612	32.628	4.683	25.193	16.728	6.428	36.059	16.652	14.920	10.224	5.939	3.386
			Elapsed	7.982	18.188	32.800	1:05.428	1:10.111	1:35.304	1:52.032	1:58.460	2:34.519	2:51.171	3:06.091	3:16.315	3:22.254	3:25.640
3	2	3:33.735 B	11:20.405	8.014	9.841	14.258	32.548	4.700	25.228	16.852	6.395	36.104	16.707	15.430	10.958		3:33.735
			Elapsed	8.014	17.855	32.113	1:04.661	1:09.361	1:34.589	1:51.441	1:57.836	2:33.940	2:50.647	3:06.077	3:17.035		3:33.735
4	2	4:26.718	15:47.123	58.727	13.218	16.842	34.486	4.743	25.804	17.105	6.615	37.325	16.883	15.217	10.339	6.085	3.329
			Elapsed	58.727	1:11.945	1:28.787	2:03.273	2:08.016	2:33.820	2:50.925	2:57.540	3:34.865	3:51.748	4:06.965	4:17.304	4:23.389	4:26.718
5	2	3:23.991	19:11.114	7.982	9.871	14.308	32.280	4.700	25.093	16.680	6.322	35.922	16.610	14.758	10.167	5.886	3.412
			Elapsed	7.982	17.853	32.161	1:04.441	1:09.141	1:34.234	1:50.914	1:57.236	2:33.158	2:49.768	3:04.526	3:14.693	3:20.579	3:23.991
6	2	3:44.756 B	22:55.870	8.006	9.941	15.060	37.468	4.705	25.774	17.138	6.784	37.656	16.922	16.418	11.645		3:44.756
			Elapsed	8.006	17.947	33.007	1:10.475	1:15.180	1:40.954	1:58.092	2:04.876	2:42.532	2:59.454	3:15.872	3:27.517		3:44.756





FIA WEC 94^e Edition des 24 Heures d Hyperpole 1 HYPERCAR

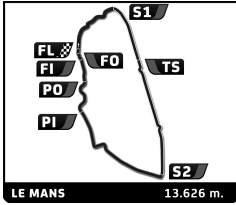


Section Analysis

■ Personal Best
 ■ Session Best
 ■ Crossing the pit lane

Lap	D	Time	Elapsed	SCL2	Z4	IP1	Z12	SCLC	A7-1	IP2	A8-1	SCLB	PORIN	POROUT	SCL1	FORDOUT	FL
12		Cadillac Hertz Team Jota		1. Louis DELÉTRAZ			2. Will STEVENS			3. Norman NATO			Cadillac V-Series.R				
1	3	3:55.755	3:55.755	21.768	14.639	17.938	35.951	4.821	26.406	17.211	6.624	37.080	16.983	15.881	10.533	6.501	3.419
			Elapsed	21.768	36.407	54.345	1:30.296	1:35.117	2:01.523	2:18.734	2:25.358	3:02.438	3:19.421	3:35.302	3:45.835	3:52.336	3:55.755
2	3	3:24.796	7:20.551	7.998	9.845	14.455	32.448	4.754	25.081	16.464	6.320	35.785	16.620	15.204	10.381	6.007	3.434
			Elapsed	7.998	17.843	32.298	1:04.746	1:09.500	1:34.581	1:51.045	1:57.365	2:33.150	2:49.770	3:04.974	3:15.355	3:21.362	3:24.796
3	3	3:31.456 B	10:52.007	8.014	9.593	14.492	32.212	4.749	25.081	16.562	6.377	35.847	16.645	15.341	10.736		3:31.456
			Elapsed	8.014	17.607	32.099	1:04.311	1:09.060	1:34.141	1:50.703	1:57.080	2:32.927	2:49.572	3:04.913	3:15.649		3:31.456
4	3	4:23.215	15:15.222	55.367	12.937	16.652	34.830	4.813	26.002	17.063	6.523	36.688	16.834	15.575	10.376	6.133	3.422
			Elapsed	55.367	1:08.304	1:24.956	1:59.786	2:04.599	2:30.601	2:47.664	2:54.187	3:30.875	3:47.709	4:03.284	4:13.660	4:19.793	4:23.215
5	3	3:23.728	18:38.950	8.000	9.866	14.439	32.296	4.685	24.927	16.508	6.326	35.622	16.538	14.980	10.250	5.832	3.459
			Elapsed	8.000	17.866	32.305	1:04.601	1:09.286	1:34.213	1:50.721	1:57.047	2:32.669	2:49.207	3:04.187	3:14.437	3:20.269	3:23.728
6	3	3:23.312	22:02.262	8.013	9.571	14.397	32.048	4.696	24.988	16.428	6.289	35.607	16.536	15.021	10.190	6.083	3.445
			Elapsed	8.013	17.584	31.981	1:04.029	1:08.725	1:33.713	1:50.141	1:56.430	2:32.037	2:48.573	3:03.594	3:13.784	3:19.867	3:23.312
15		BMW M Team WRT		1. Kevin MAGNUSSEN			2. Raffaele MARCIELLO			3. Dries VANTHOOR			BMW M Hybrid V8				
1	2	3:39.220	3:39.220	10.314	13.249	16.990	34.584	4.809	26.054	16.975	6.616	36.819	16.853	15.518	10.416	6.557	3.466
			Elapsed	10.314	23.563	40.553	1:15.137	1:19.946	1:46.000	2:02.975	2:09.591	2:46.410	3:03.263	3:18.781	3:29.197	3:35.754	3:39.220
2	2	3:24.555	7:03.775	8.035	9.918	14.527	32.299	4.749	25.113	16.549	6.357	35.871	16.651	14.864	10.247	5.921	3.454
			Elapsed	8.035	17.953	32.480	1:04.779	1:09.528	1:34.641	1:51.190	1:57.547	2:33.418	2:50.069	3:04.933	3:15.180	3:21.101	3:24.555
3	2	3:24.031	10:27.806	8.021	9.820	14.528	32.411	4.698	24.987	16.498	6.360	35.800	16.663	14.795	10.086	5.872	3.492
			Elapsed	8.021	17.841	32.369	1:04.780	1:09.478	1:34.465	1:50.963	1:57.323	2:33.123	2:49.786	3:04.581	3:14.667	3:20.539	3:24.031
4	2	3:31.263 B	13:59.069	8.045	9.748	14.489	32.234	4.697	24.924	16.432	6.354	35.816	16.599	14.748	10.438		3:31.263
			Elapsed	8.045	17.793	32.282	1:04.516	1:09.213	1:34.137	1:50.569	1:56.923	2:32.739	2:49.338	3:04.086	3:14.524		3:31.263
5	2	4:15.027	18:14.096	46.789	13.210	17.240	34.655	4.741	25.807	16.979	6.606	36.894	16.740	15.273	10.477	6.232	3.384
			Elapsed	46.789	59.999	1:17.239	1:51.894	1:56.635	2:22.442	2:39.421	2:46.027	3:22.921	3:39.661	3:54.934	4:05.411	4:11.643	4:15.027
6	2	3:23.280	21:37.376	7.990	9.884	14.251	32.125	4.699	25.181	16.571	6.327	35.753	16.529	14.626	10.152	5.786	3.406
			Elapsed	7.990	17.874	32.125	1:04.250	1:08.949	1:34.130	1:50.701	1:57.028	2:32.781	2:49.310	3:03.936	3:14.088	3:19.874	3:23.280





FIA WEC 94^e Edition des 24 Heures d Hyperpole 1 HYPERCAR

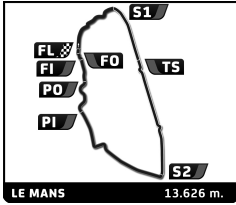


Section Analysis

■ Personal Best ■ Session Best B Crossing the pit lane

Lap	D	Time	Elapsed	SCL2	Z4	IP1	Z12	SCLC	A7-1	IP2	A8-1	SCLB	PORIN	POROUT	SCL1	FORDOUT	FL
17	Genesis Magma Racing			1. André LOTTERER			2. Luis Felipe DERANI			3. Mathys JAUBERT			Genesis GMR-001-Hypercar				
1	3	4:07.938	4:07.938	32.575	14.740	18.338	34.567	4.885	26.253	17.183	6.761	37.449	17.190	15.990	10.829	7.775	3.403
			Elapsed	32.575	47.315	1:05.653	1:40.220	1:45.105	2:11.358	2:28.541	2:35.302	3:12.751	3:29.941	3:45.931	3:56.760	4:04.535	4:07.938
2	3	3:24.471	7:32.409	8.036	10.157	14.676	32.281	4.743	25.029	16.504	6.300	35.734	16.601	14.846	10.147	5.909	3.508
			Elapsed	8.036	18.193	32.869	1:05.150	1:09.893	1:34.922	1:51.426	1:57.726	2:33.460	2:50.061	3:04.907	3:15.054	3:20.963	3:24.471
3	3	3:32.196 B	11:04.605	8.112	9.711	14.484	32.296	4.761	25.085	16.501	6.303	35.676	16.628	15.046	11.037		3:32.196
			Elapsed	8.112	17.823	32.307	1:04.603	1:09.364	1:34.449	1:50.950	1:57.253	2:32.929	2:49.557	3:04.603	3:15.640		
4	3	4:23.982	15:28.587	52.555	14.258	17.611	35.206	4.856	25.825	17.190	6.569	37.017	16.944	15.561	10.563	6.451	3.376
			Elapsed	52.555	1:06.813	1:24.424	1:59.630	2:04.486	2:30.311	2:47.501	2:54.070	3:31.087	3:48.031	4:03.592	4:14.155	4:20.606	4:23.982
5	3	3:23.126	18:51.713	8.055	9.784	14.406	32.101	4.720	24.927	16.570	6.346	35.572	16.582	14.626	10.139	5.826	3.472
			Elapsed	8.055	17.839	32.245	1:04.346	1:09.066	1:33.993	1:50.563	1:56.909	2:32.481	2:49.063	3:03.689	3:13.828	3:19.654	3:23.126
6	3	4:21.252 B	23:12.965	8.657	12.363	16.727	47.385	8.963	29.516	18.364	7.313	41.441	20.345	18.736	13.574		
			Elapsed	8.657	21.020	37.747	1:25.132	1:34.095	2:03.611	2:21.975	2:29.288	3:10.729	3:31.074	3:49.810	4:03.384		
19	Genesis Magma Racing			1. Mathieu JAMINET			2. Paul-Loup CHATIN			3. Daniel JUNCADELLA			Genesis GMR-001-Hypercar				
1	1	4:16.650	4:16.650	33.157	14.808	18.904	35.282	4.738	26.525	17.369	6.874	39.526	17.064	15.956	14.650	8.428	3.369
			Elapsed	33.157	47.965	1:06.869	1:42.151	1:46.889	2:13.414	2:30.783	2:37.657	3:17.183	3:34.247	3:50.203	4:04.853	4:13.281	4:16.650
2	1	3:23.965	7:40.615	8.053	9.850	14.479	32.192	4.749	24.928	16.558	6.304	35.860	16.695	14.831	10.066	5.932	3.468
			Elapsed	8.053	17.903	32.382	1:04.574	1:09.323	1:34.251	1:50.809	1:57.113	2:32.973	2:49.668	3:04.499	3:14.565	3:20.497	3:23.965
3	1	3:32.706 B	11:13.321	8.074	9.741	14.567	32.203	4.761	25.063	16.685	6.410	36.246	16.774	15.366	10.379		3:32.706
			Elapsed	8.074	17.815	32.382	1:04.585	1:09.346	1:34.409	1:51.094	1:57.504	2:33.750	2:50.524	3:05.890	3:16.269		
4	1	7:04.580	18:17.901	3:36.274	13.522	16.765	34.333	4.781	25.896	17.081	6.611	37.041	16.921	15.434	10.384	6.167	3.370
			Elapsed	3:36.274	3:49.796	4:06.561	4:40.894	4:45.675	5:11.571	5:28.652	5:35.263	6:12.304	6:29.225	6:44.659	6:55.043	7:01.210	7:04.580
5	1	3:23.643	21:41.544	8.030	10.033	14.391	32.036	4.707	24.906	16.616	6.278	35.801	16.680	14.671	10.064	5.943	3.487
			Elapsed	8.030	18.063	32.454	1:04.490	1:09.197	1:34.103	1:50.719	1:56.997	2:32.798	2:49.478	3:04.149	3:14.213	3:20.156	3:23.643





FIA WEC 94^e Edition des 24 Heures d Hyperpole 1 HYPERCAR

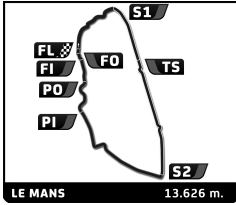


Section Analysis

■ Personal Best ■ Session Best B Crossing the pit lane

Lap	D	Time	Elapsed	SCL2	Z4	IP1	Z12	SCLC	A7-1	IP2	A8-1	SCLB	PORIN	POROUT	SCL1	FORDOUT	FL	
20		BMW M Team WRT		1. Robin FRIJNS			2. René RAST			3. Sheldon VAN DER LINDE				BMW M Hybrid V8				
1	3	3:44.130	3:44.130	11.985	13.028	16.850	34.690	4.760	25.795	16.727	6.664	38.651	16.681	15.754	12.759	6.345	3.441	
			Elapsed	11.985	25.013	41.863	1:16.553	1:21.313	1:47.108	2:03.835	2:10.499	2:49.150	3:05.831	3:21.585	3:34.344	3:40.689	3:44.130	
2	3	3:24.594	7:08.724	8.016	9.934	14.593	32.392	4.685	24.949	16.467	6.307	35.819	16.604	14.976	10.230	6.019	3.603	
			Elapsed	8.016	17.950	32.543	1:04.935	1:09.620	1:34.569	1:51.036	1:57.343	2:33.162	2:49.766	3:04.742	3:14.972	3:20.991	3:24.594	
3	3	3:31.956 B	10:40.680	8.092	9.796	14.461	32.139	4.703	25.001	16.524	6.323	35.836	16.587	14.937	10.688			
			Elapsed	8.092	17.888	32.349	1:04.488	1:09.191	1:34.192	1:50.716	1:57.039	2:32.875	2:49.462	3:04.399	3:15.087	3:31.956		
4	3	4:24.625	15:05.305	58.734	13.364	17.165	33.757	4.759	25.377	16.691	6.492	36.366	16.689	15.489	10.339	5.978	3.425	
			Elapsed	58.734	1:12.098	1:29.263	2:03.020	2:07.779	2:33.156	2:49.847	2:56.339	3:32.705	3:49.394	4:04.883	4:15.222	4:21.200	4:24.625	
5	3	3:23.246	18:28.551	8.006	9.799	14.454	32.192	4.680	24.929	16.321	6.331	35.681	16.501	14.810	10.091	6.002	3.449	
			Elapsed	8.006	17.805	32.259	1:04.451	1:09.131	1:34.060	1:50.381	1:56.712	2:32.393	2:48.894	3:03.704	3:13.795	3:19.797	3:23.246	
6	3	3:36.665 B	22:05.216	8.012	9.796	14.467	32.218	4.688	29.581	16.743	6.508	35.823	16.571	15.541	10.578			
			Elapsed	8.012	17.808	32.275	1:04.493	1:09.181	1:38.762	1:55.505	2:02.013	2:37.836	2:54.407	3:09.948	3:20.526	3:36.665		
35		Alpine Endurance Team		1. António FÉLIX DA COSTA			2. Charles MILESI			3. Ferdinand HABSBURG				Alpine A424				
1	2	4:14.182	4:14.182	33.426	14.626	17.986	35.625	4.875	26.414	17.192	6.761	38.333	18.452	15.583	12.194	9.255	3.460	
			Elapsed	33.426	48.052	1:06.038	1:41.663	1:46.538	2:12.952	2:30.144	2:36.905	3:15.238	3:33.690	3:49.273	4:01.467	4:10.722	4:14.182	
2	2	3:24.252	7:38.434	8.009	9.937	14.573	32.422	4.741	24.945	16.491	6.307	35.842	16.499	14.909	10.224	5.874	3.479	
			Elapsed	8.009	17.946	32.519	1:04.941	1:09.682	1:34.627	1:51.118	1:57.425	2:33.267	2:49.766	3:04.675	3:14.899	3:20.773	3:24.252	
3	2	3:30.793 B	11:09.227	8.010	9.889	14.483	32.398	4.707	24.874	16.446	6.332	35.664	16.482	15.107	10.459			
			Elapsed	8.010	17.899	32.382	1:04.780	1:09.487	1:34.361	1:50.807	1:57.139	2:32.803	2:49.285	3:04.392	3:14.851	3:30.793		
4	2	4:29.194	15:38.421	58.190	12.906	16.497	34.683	4.828	27.047	17.354	6.517	37.719	17.280	15.120	10.753	6.897	3.403	
			Elapsed	58.190	1:11.096	1:27.593	2:02.276	2:07.104	2:34.151	2:51.505	2:58.022	3:35.741	3:53.021	4:08.141	4:18.894	4:25.791	4:29.194	
5	2	3:30.617	19:09.038	7.986	10.260	18.602	32.825	4.725	25.571	16.624	6.366	36.221	16.619	15.086	10.272	6.060	3.400	
			Elapsed	7.986	18.246	36.848	1:09.673	1:14.398	1:39.969	1:56.593	2:02.959	2:39.180	2:55.799	3:10.885	3:21.157	3:27.217	3:30.617	
6	2	3:23.018	22:32.056	7.994	9.780	14.512	32.196	4.666	24.788	16.456	6.282	35.576	16.462	14.830	10.202	5.866	3.408	
			Elapsed	7.994	17.774	32.286	1:04.482	1:09.148	1:33.936	1:50.392	1:56.674	2:32.250	2:48.712	3:03.542	3:13.744	3:19.610	3:23.018	





FIA WEC 94^e Edition des 24 Heures d Hyperpole 1 HYPERCAR

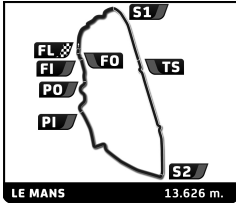


Section Analysis

■ Personal Best ■ Session Best B Crossing the pit lane

Lap	D	Time	Elapsed	SCL2	Z4	IP1	Z12	SCLC	A7-1	IP2	A8-1	SCLB	PORIN	POROUT	SCL1	FORDOUT	FL	
36 Alpine Endurance Team				1. Frédéric MAKOWIECKI				2. Jules GOUNON				3. Victor MARTINS				Alpine A424		
1	2	4:18.549	4:18.549	34.260	14.360	18.572	35.501	4.826	26.455	17.362	6.664	39.495	18.140	15.922	14.576	9.027	3.389	
			Elapsed	34.260	48.620	1:07.192	1:42.693	1:47.519	2:13.974	2:31.336	2:38.000	3:17.495	3:35.635	3:51.557	4:06.133	4:15.160	4:18.549	
2	2	3:24.491	7:43.040	7.981	9.772	14.599	32.351	4.725	24.908	16.491	6.365	35.773	16.593	15.117	10.317	5.969	3.530	
			Elapsed	7.981	17.753	32.352	1:04.703	1:09.428	1:34.336	1:50.827	1:57.192	2:32.965	2:49.558	3:04.675	3:14.992	3:20.961	3:24.491	
3	2	3:31.522 B	11:14.562	8.055	9.762	14.688	32.392	4.741	25.045	16.559	6.391	35.892	16.643	14.972	10.524			
			Elapsed	8.055	17.817	32.505	1:04.897	1:09.638	1:34.683	1:51.242	1:57.633	2:33.525	2:50.168	3:05.140	3:15.664	3:31.522		
4	2	4:26.794	15:41.356	55.308	12.732	16.753	34.459	4.820	26.369	17.335	6.517	37.340	17.032	15.517	11.519	7.760	3.333	
			Elapsed	55.308	1:08.040	1:24.793	1:59.252	2:04.072	2:30.441	2:47.776	2:54.293	3:31.633	3:48.665	4:04.182	4:15.701	4:23.461	4:26.794	
5	2	3:24.122	19:05.478	7.968	9.691	14.602	32.322	4.745	25.085	16.572	6.245	35.710	16.538	15.024	10.230	5.953	3.437	
			Elapsed	7.968	17.659	32.261	1:04.583	1:09.328	1:34.413	1:50.985	1:57.230	2:32.940	2:49.478	3:04.502	3:14.732	3:20.685	3:24.122	
6	2	3:39.180 B	22:44.658	7.929	10.050	15.327	33.004	5.035	27.400	16.550	6.437	36.194	16.707	15.998	10.776			
			Elapsed	7.929	17.979	33.306	1:06.310	1:11.345	1:38.745	1:55.295	2:01.732	2:37.926	2:54.633	3:10.631	3:21.407	3:39.180		
38 Cadillac Hertz Team Jota				1. Sébastien BOURDAIS				2. Earl BAMBER				3. Jack AITKEN				Cadillac V-Series.R		
1	2	4:03.846	4:03.846	27.567	13.820	18.726	35.012	4.848	26.805	17.281	6.618	37.928	17.437	15.986	11.320	7.123	3.375	
			Elapsed	27.567	41.387	1:00.113	1:35.125	1:39.973	2:06.778	2:24.059	2:30.677	3:08.605	3:26.042	3:42.028	3:53.348	4:00.471	4:03.846	
2	2	3:23.733	7:27.579	7.994	9.879	14.377	32.332	4.689	24.921	16.419	6.297	35.750	16.606	14.984	10.188	5.934	3.363	
			Elapsed	7.994	17.873	32.250	1:04.582	1:09.271	1:34.192	1:50.611	1:56.908	2:32.658	2:49.264	3:04.248	3:14.436	3:20.370	3:23.733	
3	2	3:31.330 B	10:58.909	7.981	9.860	14.496	32.337	4.691	24.921	16.364	6.325	35.777	16.563	15.081	10.860			
			Elapsed	7.981	17.841	32.337	1:04.674	1:09.365	1:34.286	1:50.650	1:56.975	2:32.752	2:49.315	3:04.396	3:15.256	3:31.330		
4	2	4:23.493	15:22.402	51.458	14.375	18.810	34.660	4.729	25.885	17.038	6.548	37.059	16.769	15.824	10.812	6.191	3.335	
			Elapsed	51.458	1:05.833	1:24.643	1:59.303	2:04.032	2:29.917	2:46.955	2:53.503	3:30.562	3:47.331	4:03.155	4:13.967	4:20.158	4:23.493	
5	2	3:23.187	18:45.589	7.989	9.819	14.403	32.312	4.673	24.902	16.414	6.242	35.531	16.603	14.829	10.156	5.953	3.361	
			Elapsed	7.989	17.808	32.211	1:04.523	1:09.196	1:34.098	1:50.512	1:56.754	2:32.285	2:48.888	3:03.717	3:13.873	3:19.826	3:23.187	
6	2	3:23.091	22:08.680	7.996	9.624	14.384	32.343	4.694	24.948	16.428	6.283	35.565	16.577	14.839	10.115	5.936	3.359	
			Elapsed	7.996	17.620	32.004	1:04.347	1:09.041	1:33.989	1:50.417	1:56.700	2:32.265	2:48.842	3:03.681	3:13.796	3:19.732	3:23.091	





FIA WEC 94^e Edition des 24 Heures d Hyperpole 1 HYPERCAR

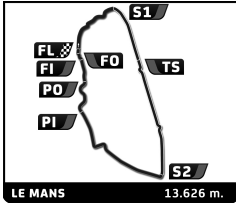


Section Analysis

■ Personal Best ■ Session Best B Crossing the pit lane

Lap	D	Time	Elapsed	SCL2	Z4	IP1	Z12	SCLC	A7-1	IP2	A8-1	SCLB	PORIN	POROUT	SCL1	FORDOUT	FL
50		Ferrari AF Corse		1. Antonio FUOCO			2. Nicklas NIELSEN			3. Miguel MOLINA			Ferrari 499P				
1	1	4:11.600	4:11.600	31.693	15.056	18.586	36.172	4.884	26.488	17.456	7.211	37.175	17.092	16.026	11.254	9.078	3.429
			Elapsed	31.693	46.749	1:05.335	1:41.507	1:46.391	2:12.879	2:30.335	2:37.546	3:14.721	3:31.813	3:47.839	3:59.093	4:08.171	4:11.600
2	1	3:25.003	7:36.603	8.052	10.032	14.478	32.576	4.741	24.959	16.543	6.337	35.912	16.675	14.959	10.249	6.017	3.473
			Elapsed	8.052	18.084	32.562	1:05.138	1:09.879	1:34.838	1:51.381	1:57.718	2:33.630	2:50.305	3:05.264	3:15.513	3:21.530	3:25.003
3	1	3:24.304	11:00.907	8.063	9.872	14.359	32.297	4.750	25.037	16.548	6.407	35.793	16.627	14.860	10.289	5.925	3.477
			Elapsed	8.063	17.935	32.294	1:04.591	1:09.341	1:34.378	1:50.926	1:57.333	2:33.126	2:49.753	3:04.613	3:14.902	3:20.827	3:24.304
4	1	3:31.585 B	14:32.492	8.072	9.865	14.466	32.351	4.729	24.966	16.590	6.408	36.154	16.670	15.023	10.398		3:31.585
			Elapsed	8.072	17.937	32.403	1:04.754	1:09.483	1:34.449	1:51.039	1:57.447	2:33.601	2:50.271	3:05.294	3:15.692		3:31.585
5	1	4:32.282	19:04.774	58.271	13.820	18.012	34.722	4.843	26.078	19.970	6.844	37.016	16.807	15.828	10.530	6.149	3.392
			Elapsed	58.271	1:12.091	1:30.103	2:04.825	2:09.668	2:35.746	2:55.716	3:02.560	3:39.576	3:56.383	4:12.211	4:22.741	4:28.890	4:32.282
6	1	3:24.105	22:28.879	8.016	10.028	14.443	32.261	4.708	25.016	16.546	6.345	35.672	16.612	14.770	10.157	6.022	3.509
			Elapsed	8.016	18.044	32.487	1:04.748	1:09.456	1:34.472	1:51.018	1:57.363	2:33.035	2:49.647	3:04.417	3:14.574	3:20.596	3:24.105
51		Ferrari AF Corse		1. Alessandro PIER GUIDI			2. James CALADO			3. Antonio GIOVINAZZI			Ferrari 499P				
1	3	3:59.040	3:59.040	19.933	15.042	19.147	36.987	4.857	26.305	17.383	6.787	37.133	17.392	15.801	11.556	7.271	3.446
			Elapsed	19.933	34.975	54.122	1:31.109	1:35.966	2:02.271	2:19.654	2:26.441	3:03.574	3:20.966	3:36.767	3:48.323	3:55.594	3:59.040
2	3	3:24.833	7:23.873	8.057	9.957	14.599	32.374	4.738	25.029	16.526	6.368	35.810	16.606	15.055	10.154	6.110	3.450
			Elapsed	8.057	18.014	32.613	1:04.987	1:09.725	1:34.754	1:51.280	1:57.648	2:33.458	2:50.064	3:05.119	3:15.273	3:21.383	3:24.833
3	3	3:24.644	10:48.517	8.033	9.913	14.512	32.352	4.716	25.097	16.485	6.375	35.967	16.706	14.868	10.092	6.094	3.434
			Elapsed	8.033	17.946	32.458	1:04.810	1:09.526	1:34.623	1:51.108	1:57.483	2:33.450	2:50.156	3:05.024	3:15.116	3:21.210	3:24.644
4	3	3:34.075 B	14:22.592	8.034	9.965	14.717	32.754	4.680	25.378	16.611	6.413	36.370	16.797	15.629	10.391		3:34.075
			Elapsed	8.034	17.999	32.716	1:05.470	1:10.150	1:35.528	1:52.139	1:58.552	2:34.922	2:51.719	3:07.348	3:17.739		3:34.075
5	3	4:32.963	18:55.555	56.764	13.886	18.279	34.810	5.189	26.337	17.164	6.809	37.229	19.316	16.727	10.772	6.323	3.358
			Elapsed	56.764	1:10.650	1:28.929	2:03.739	2:08.928	2:35.265	2:52.429	2:59.238	3:36.467	3:55.783	4:12.510	4:23.282	4:29.605	4:32.963
6	3	3:23.406	22:18.961	7.995	9.862	14.482	32.212	4.699	25.001	16.473	6.308	35.644	16.551	14.704	10.053	6.007	3.415
			Elapsed	7.995	17.857	32.339	1:04.551	1:09.250	1:34.251	1:50.724	1:57.032	2:32.676	2:49.227	3:03.931	3:13.984	3:19.991	3:23.406





FIA WEC
 94^e Edition des 24 Heures d
 Hyperpole 1 HYPERCAR



Section Analysis

■ Personal Best ■ Session Best B Crossing the pit lane

Lap	D	Time	Elapsed	SCL2	Z4	IP1	Z12	SCLC	A7-1	IP2	A8-1	SCLB	PORIN	POROUT	SCL1	FORDOUT	FL	
101		Cadillac WTR		1.Ricky TAYLOR			2.Jordan TAYLOR			3.Filipe ALBUQUERQUE			Cadillac V-Series.R					
1	1	4:05.903	4:05.903	28.214	14.459	18.724	35.554	4.858	26.663	17.112	6.707	38.270	17.084	16.041	11.062	7.743	3.412	
			Elapsed	28.214	42.673	1:01.397	1:36.951	1:41.809	2:08.472	2:25.584	2:32.291	3:10.561	3:27.645	3:43.686	3:54.748	4:02.491	4:05.903	
2	1	3:24.140	7:30.043	7.983	9.852	14.475	32.219	4.714	24.824	16.365	6.375	35.572	16.818	15.011	10.172	6.271	3.489	
			Elapsed	7.983	17.835	32.310	1:04.529	1:09.243	1:34.067	1:50.432	1:56.807	2:32.379	2:49.197	3:04.208	3:14.380	3:20.651	3:24.140	
3	1	3:31.849 B	11:01.892	8.002	9.823	14.597	32.470	4.718	25.012	16.478	6.382	35.904	16.575	15.393	10.521			
			Elapsed	8.002	17.825	32.422	1:04.892	1:09.610	1:34.622	1:51.100	1:57.482	2:33.386	2:49.961	3:05.354	3:15.875	3:31.849		
4	1	4:30.629	15:32.521	51.612	14.556	19.264	36.666	4.902	27.353	17.758	6.817	37.827	17.083	16.271	10.621	6.409	3.490	
			Elapsed	51.612	1:06.168	1:25.432	2:02.098	2:07.000	2:34.353	2:52.111	2:58.928	3:36.755	3:53.838	4:10.109	4:20.730	4:27.139	4:30.629	
5	1	3:28.049	19:00.570	8.011	10.509	15.154	33.138	4.692	25.303	16.638	6.390	36.145	16.631	15.124	10.355	6.539	3.420	
			Elapsed	8.011	18.520	33.674	1:06.812	1:11.504	1:36.807	1:53.445	1:59.835	2:35.980	2:52.611	3:07.735	3:18.090	3:24.629	3:28.049	
6	1	3:23.191	22:23.761	7.975	9.702	14.493	32.274	4.705	24.869	16.407	6.343	35.632	16.455	14.748	10.083	6.045	3.460	
			Elapsed	7.975	17.677	32.170	1:04.444	1:09.149	1:34.018	1:50.425	1:56.768	2:32.400	2:48.855	3:03.603	3:13.686	3:19.731	3:23.191	

