

FIA WEC 94^e Edition des 24 Heures d Hyperpole 2 HYPERCAR

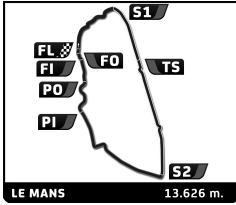


Section Analysis

■ Personal Best ■ Session Best ■ Crossing the pit lane

Lap	D	Time	Elapsed	SCL2	Z4	IP1	Z12	SCLC	A7-1	IP2	A8-1	SCLB	PORIN	POROUT	SCL1	FORDOUT	FL
009	Aston Martin Thor Team			1. Alex RIBERAS			2. Marco SØRENSEN			3. Roman DE ANGELIS			Aston Martin Valkyrie				
1	3	4:03.713	4:03.713	21.531	13.975	18.952	36.975	4.796	26.769	18.537	6.844	39.704	17.956	17.461	10.716	6.140	3.357
			Elapsed	21.531	35.506	54.458	1:31.433	1:36.229	2:02.998	2:21.535	2:28.379	3:08.083	3:26.039	3:43.500	3:54.216	4:00.356	4:03.713
2	3	3:31.089	7:34.802	8.007	9.974	14.472	32.794	4.917	26.165	17.447	6.598	36.715	17.020	16.986	10.515	6.100	3.379
			Elapsed	8.007	17.981	32.453	1:05.247	1:10.164	1:36.329	1:53.776	2:00.374	2:37.089	2:54.109	3:11.095	3:21.610	3:27.710	3:31.089
3	3	3:24.876	10:59.678	8.021	9.838	14.348	32.382	4.733	25.148	16.867	6.347	36.175	16.668	14.770	10.237	5.956	3.386
			Elapsed	8.021	17.859	32.207	1:04.589	1:09.322	1:34.470	1:51.337	1:57.684	2:33.859	2:50.527	3:05.297	3:15.534	3:21.490	3:24.876
4	3	3:24.729	14:24.407	8.016	9.764	14.333	32.317	4.686	25.246	16.880	6.360	36.163	16.605	14.708	10.186	6.014	3.451
			Elapsed	8.016	17.780	32.113	1:04.430	1:09.116	1:34.362	1:51.242	1:57.602	2:33.765	2:50.370	3:05.078	3:15.264	3:21.278	3:24.729
5	3	3:40.381 B	18:04.788	8.037	9.930	14.380	32.381	4.704	25.463	17.691	6.695	39.135	17.209	17.220	11.171		3:40.381
			Elapsed	8.037	17.967	32.347	1:04.728	1:09.432	1:34.895	1:52.586	1:59.281	2:38.416	2:55.625	3:12.845	3:24.016		
12	Cadillac Hertz Team Jota			1. Louis DELÉTRAZ			2. Will STEVENS			3. Norman NATO			Cadillac V-Series.R				
1	2	4:43.895	4:43.895	1:09.093	14.133	17.746	35.677	4.821	26.332	17.333	7.055	37.897	16.995	16.411	10.650	6.316	3.436
			Elapsed	1:09.093	1:23.226	1:40.972	2:16.649	2:21.470	2:47.802	3:05.135	3:12.190	3:50.087	4:07.082	4:23.493	4:34.143	4:40.459	4:43.895
2	2	3:25.128	8:09.023	8.013	10.123	14.617	32.440	4.709	25.044	16.631	6.293	35.891	16.635	15.032	10.233	6.139	3.328
			Elapsed	8.013	18.136	32.753	1:05.193	1:09.902	1:34.946	1:51.577	1:57.870	2:33.761	2:50.396	3:05.428	3:15.661	3:21.800	3:25.128
3	2	3:23.337	11:32.360	7.945	9.796	14.449	32.151	4.708	24.949	16.533	6.288	35.656	16.556	14.810	10.156	5.987	3.353
			Elapsed	7.945	17.741	32.190	1:04.341	1:09.049	1:33.998	1:50.531	1:56.819	2:32.475	2:49.031	3:03.841	3:13.997	3:19.984	3:23.337
4	2	3:23.078	14:55.438	7.965	9.660	14.304	32.114	4.708	24.928	16.521	6.353	35.754	16.535	14.788	10.201	5.890	3.357
			Elapsed	7.965	17.625	31.929	1:04.043	1:08.751	1:33.679	1:50.200	1:56.553	2:32.307	2:48.842	3:03.630	3:13.831	3:19.721	3:23.078
5	2	3:48.869 B	18:44.307	7.951	9.706	14.589	34.430	4.673	25.793	18.680	7.088	39.086	18.678	18.285	12.736		3:48.869
			Elapsed	7.951	17.657	32.246	1:06.676	1:11.349	1:37.142	1:55.822	2:02.910	2:41.996	3:00.674	3:18.959	3:31.695		
15	BMW M Team WRT			1. Kevin MAGNUSSEN			2. Raffaele MARCIELLO			3. Dries VANTHOOR			BMW M Hybrid V8				
1	3	3:38.593	3:38.593	11.428	13.875	17.120	34.205	4.734	25.599	16.876	6.543	36.353	16.699	15.073	10.271	6.409	3.408
			Elapsed	11.428	25.303	42.423	1:16.628	1:21.362	1:46.961	2:03.837	2:10.380	2:46.733	3:03.432	3:18.505	3:28.776	3:35.185	3:38.593
2	3	3:22.745	7:01.338	7.999	9.720	14.406	32.085	4.679	24.906	16.541	6.300	35.690	16.539	14.612	10.049	5.753	3.466
			Elapsed	7.999	17.719	32.125	1:04.210	1:08.889	1:33.795	1:50.336	1:56.636	2:32.326	2:48.865	3:03.477	3:13.526	3:19.279	3:22.745
3	3	3:26.786	10:28.124	8.040	9.681	14.335	32.314	4.697	24.858	16.525	6.362	36.572	16.728	15.663	10.868	6.694	3.449
			Elapsed	8.040	17.721	32.056	1:04.370	1:09.067	1:33.925	1:50.450	1:56.812	2:33.384	2:50.112	3:05.775	3:16.643	3:23.337	3:26.786
4	3	3:22.564	13:50.688	8.006	9.704	14.398	32.098	4.678	24.826	16.408	6.279	35.621	16.465	14.696	10.079	5.885	3.421
			Elapsed	8.006	17.710	32.108	1:04.206	1:08.884	1:33.710	1:50.118	1:56.397	2:32.018	2:48.483	3:03.179	3:13.258	3:19.143	3:22.564
5	3	5:18.409 B	19:09.097	7.995	10.562	15.316	44.728	7.047	40.093	29.225	8.655	1:01.656	29.516	24.650	20.200		5:18.409
			Elapsed	7.995	18.557	33.873	1:18.601	1:25.648	2:05.741	2:34.966	2:43.621	3:45.277	4:14.793	4:39.443	4:59.643		





FIA WEC 94^e Edition des 24 Heures d Hyperpole 2 HYPERCAR

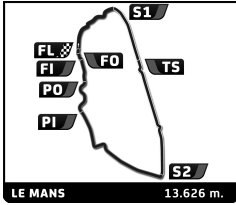


Section Analysis

■ Personal Best ■ Session Best ■ Crossing the pit lane

Lap	D	Time	Elapsed	SCL2	Z4	IP1	Z12	SCLC	A7-1	IP2	A8-1	SCLB	PORIN	POROUT	SCL1	FORDOUT	FL
17		Genesis Magma Racing		1.André LOTTERER			2.Luís Felipe DERANI			3.Mathys JAUBERT			Genesis GMR-001-Hypercar				
1	1	3:50.027 B	3:50.027	16.469	14.050	15.823	33.569	4.770	25.460	16.765	6.542	37.182	16.801	15.572	10.644		
			Elapsed	16.469	30.519	46.342	1:19.911	1:24.681	1:50.141	2:06.906	2:13.448	2:50.630	3:07.431	3:23.003	3:33.647		3:50.027
2	1	4:44.465	8:34.492	1:11.724	13.687	17.050	34.286	4.786	25.759	17.021	6.706	38.181	17.324	15.998	12.043	6.465	3.435
			Elapsed	1:11.724	1:25.411	1:42.461	2:16.747	2:21.533	2:47.292	3:04.313	3:11.019	3:49.200	4:06.524	4:22.522	4:34.565	4:41.030	4:44.465
3	1	3:40.306	12:14.798	8.090	9.909	14.573	32.724	4.745	25.228	17.002	6.950	40.905	18.954	19.234	12.134	6.362	3.496
			Elapsed	8.090	17.999	32.572	1:05.296	1:10.041	1:35.269	1:52.271	1:59.221	2:40.126	2:59.080	3:18.314	3:30.448	3:36.810	3:40.306
4	1	3:26.116	15:40.914	8.137	10.030	14.574	32.465	4.740	25.316	16.753	6.343	36.146	16.657	15.193	10.301	6.005	3.456
			Elapsed	8.137	18.167	32.741	1:05.206	1:09.946	1:35.262	1:52.015	1:58.358	2:34.504	2:51.161	3:06.354	3:16.655	3:22.660	3:26.116
19		Genesis Magma Racing		1.Mathieu JAMINET			2.Paul-Loup CHATIN			3.Daniel JUNCADELLA			Genesis GMR-001-Hypercar				
1	2	3:51.367 B	3:51.367	17.418	13.429	16.695	33.842	4.757	25.729	16.975	6.616	36.956	16.826	15.487	10.485		
			Elapsed	17.418	30.847	47.542	1:21.384	1:26.141	1:51.870	2:08.845	2:15.461	2:52.417	3:09.243	3:24.730	3:35.215		3:51.367
2	2	4:50.951	8:42.318	1:16.553	13.911	17.951	35.417	4.879	26.076	17.089	6.885	37.815	17.084	16.552	10.818	6.492	3.429
			Elapsed	1:16.553	1:30.464	1:48.415	2:23.832	2:28.711	2:54.787	3:11.876	3:18.761	3:56.576	4:13.660	4:30.212	4:41.030	4:47.522	4:50.951
3	2	3:24.051	12:06.369	8.042	9.795	14.330	32.446	4.716	24.999	16.575	6.369	35.904	16.616	14.679	10.095	5.931	3.554
			Elapsed	8.042	17.837	32.167	1:04.613	1:09.329	1:34.328	1:50.903	1:57.272	2:33.176	2:49.792	3:04.471	3:14.566	3:20.497	3:24.051
4	2	3:23.823	15:30.192	8.093	9.621	14.446	32.206	4.728	24.957	16.480	6.432	35.802	16.685	14.796	10.127	5.965	3.485
			Elapsed	8.093	17.714	32.160	1:04.366	1:09.094	1:34.051	1:50.531	1:56.963	2:32.765	2:49.450	3:04.246	3:14.373	3:20.338	3:23.823
20		BMW M Team WRT		1.Robin FRIJNS			2.René RAST			3.Sheldon VAN DER LINDE			BMW M Hybrid V8				
1	1	3:42.022	3:42.022	12.599	13.740	17.288	34.290	4.780	26.080	17.041	6.599	36.890	16.758	15.600	10.642	6.298	3.417
			Elapsed	12.599	26.339	43.627	1:17.917	1:22.697	1:48.777	2:05.818	2:12.417	2:49.307	3:06.065	3:21.665	3:32.307	3:38.605	3:42.022
2	1	3:23.915	7:05.937	8.003	9.884	14.427	32.414	4.693	25.001	16.479	6.307	35.648	16.514	14.903	10.094	5.972	3.576
			Elapsed	8.003	17.887	32.314	1:04.728	1:09.421	1:34.422	1:50.901	1:57.208	2:32.856	2:49.370	3:04.273	3:14.367	3:20.339	3:23.915
3	1	3:29.451	10:35.388	8.084	9.343	15.751	33.522	4.687	25.391	16.759	6.569	37.089	16.653	15.414	10.469	6.273	3.447
			Elapsed	8.084	17.427	33.178	1:06.700	1:11.387	1:36.778	1:53.537	2:00.106	2:37.195	2:53.848	3:09.262	3:19.731	3:26.004	3:29.451
4	1	3:23.764	13:59.152	8.006	9.852	14.438	32.310	4.699	24.923	16.425	6.346	35.822	16.507	14.846	10.069	5.970	3.551
			Elapsed	8.006	17.858	32.296	1:04.606	1:09.305	1:34.228	1:50.653	1:56.999	2:32.821	2:49.328	3:04.174	3:14.243	3:20.213	3:23.764
5	1	3:48.146 B	17:47.298	8.051	10.029	15.720	34.068	4.725	25.565	17.252	6.678	40.471	19.828	16.700	11.968		
			Elapsed	8.051	18.080	33.800	1:07.868	1:12.593	1:38.158	1:55.410	2:02.088	2:42.559	3:02.387	3:19.087	3:31.055		3:48.146





FIA WEC 94^e Edition des 24 Heures d Hyperpole 2 HYPERCAR

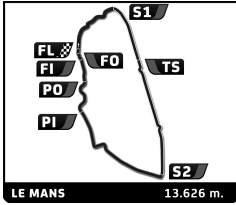


Section Analysis

■ Personal Best ■ Session Best B Crossing the pit lane

Lap	D	Time	Elapsed	SCL2	Z4	IP1	Z12	SCLC	A7-1	IP2	A8-1	SCLB	PORIN	POROUT	SCL1	FORDOUT	FL
35				Alpine Endurance Team			1. António FÉLIX DA COSTA			2. Charles MILESI			3. Ferdinand HABSBURG			Alpine A424	
1	1	3:59.510	3:59.510	20.222	13.399	17.589	36.003	4.852	27.514	18.078	6.629	38.656	17.210	15.573	13.900	6.488	3.397
			Elapsed	20.222	33.621	51.210	1:27.213	1:32.065	1:59.579	2:17.657	2:24.286	3:02.942	3:20.152	3:35.725	3:49.625	3:56.113	3:59.510
2	1	3:25.083	7:24.593	7.989	9.999	14.626	32.663	4.761	25.081	16.560	6.269	35.981	16.542	14.981	10.358	5.837	3.436
			Elapsed	7.989	17.988	32.614	1:05.277	1:10.038	1:35.119	1:51.679	1:57.948	2:33.929	2:50.471	3:05.452	3:15.810	3:21.647	3:25.083
3	1	3:23.854	10:48.447	8.003	9.762	14.420	32.347	4.715	24.931	16.562	6.281	35.766	16.484	15.020	10.312	5.810	3.441
			Elapsed	8.003	17.765	32.185	1:04.532	1:09.247	1:34.178	1:50.740	1:57.021	2:32.787	2:49.271	3:04.291	3:14.603	3:20.413	3:23.854
4	1	3:23.620	14:12.067	7.984	9.720	14.414	32.220	4.741	25.014	16.568	6.286	35.741	16.459	14.839	10.143	5.913	3.578
			Elapsed	7.984	17.704	32.118	1:04.338	1:09.079	1:34.093	1:50.661	1:56.947	2:32.688	2:49.147	3:03.986	3:14.129	3:20.042	3:23.620
5	1	5:07.898 B	19:19.965	8.968	12.231	17.890	46.459	6.423	40.247	25.881	7.899	55.118	24.472	25.744	17.813		5:07.898
			Elapsed	8.968	21.199	39.089	1:25.548	1:31.971	2:12.218	2:38.099	2:45.998	3:41.116	4:05.588	4:31.332	4:49.145		
38				Cadillac Hertz Team Jota			1. Sébastien BOURDAIS			2. Earl BAMBER			3. Jack AITKEN			Cadillac V-Series.R	
1	3	3:35.439 B	3:35.439	8.484	11.027	14.669	33.099	4.709	25.205	16.739	6.414	36.354	16.678	14.976	10.859		
			Elapsed	8.484	19.511	34.180	1:07.279	1:11.988	1:37.193	1:53.932	2:00.346	2:36.700	2:53.378	3:08.354	3:19.213		3:35.439
2	3	4:56.572	8:32.011	1:23.697	13.859	17.122	35.257	4.775	26.379	17.037	6.804	37.660	17.107	16.848	10.610	6.072	3.345
			Elapsed	1:23.697	1:37.556	1:54.678	2:29.935	2:34.710	3:01.089	3:18.126	3:24.930	4:02.590	4:19.697	4:36.545	4:47.155	4:53.227	4:56.572
3	3	3:26.865	11:58.876	7.969	9.773	14.414	32.282	4.669	24.929	16.532	6.333	36.806	17.050	16.068	10.570	6.110	3.360
			Elapsed	7.969	17.742	32.156	1:04.438	1:09.107	1:34.036	1:50.568	1:56.901	2:33.707	2:50.757	3:06.825	3:17.395	3:23.505	3:26.865
4	3	3:22.559	15:21.435	7.974	9.714	14.366	32.167	4.670	24.878	16.474	6.282	35.615	16.476	14.638	10.156	5.757	3.392
			Elapsed	7.974	17.688	32.054	1:04.221	1:08.891	1:33.769	1:50.243	1:56.525	2:32.140	2:48.616	3:03.254	3:13.410	3:19.167	3:22.559
51				Ferrari AF Corse			1. Alessandro PIER GUIDI			2. James CALADO			3. Antonio GIOVINAZZI			Ferrari 499P	
1	2	3:47.438	3:47.438	14.616	13.534	17.600	35.221	4.896	26.679	17.296	6.952	37.030	16.875	15.900	11.059	6.324	3.456
			Elapsed	14.616	28.150	45.750	1:20.971	1:25.867	1:52.546	2:09.842	2:16.794	2:53.824	3:10.699	3:26.599	3:37.658	3:43.982	3:47.438
2	2	3:25.210	7:12.648	8.060	9.910	14.477	32.584	4.707	24.964	16.602	6.414	35.900	16.600	15.061	10.295	6.144	3.492
			Elapsed	8.060	17.970	32.447	1:05.031	1:09.738	1:34.702	1:51.304	1:57.718	2:33.618	2:50.218	3:05.279	3:15.574	3:21.718	3:25.210
3	2	3:25.081	10:37.729	8.074	10.015	14.465	32.576	4.732	25.042	16.508	6.404	35.808	16.543	14.952	10.225	6.238	3.499
			Elapsed	8.074	18.089	32.554	1:05.130	1:09.862	1:34.904	1:51.412	1:57.816	2:33.624	2:50.167	3:05.119	3:15.344	3:21.582	3:25.081
4	2	4:10.774 B	14:48.503	8.302	11.714	16.895	40.630	5.326	35.985	19.998	7.030	39.600	18.529	16.720	12.426		
			Elapsed	8.302	20.016	36.911	1:17.541	1:22.867	1:58.852	2:18.850	2:25.880	3:05.480	3:24.009	3:40.729	3:53.155		4:10.774





FIA WEC
 94^o Edition des 24 Heures d
 Hyperpole 2 HYPERCAR



Section Analysis

■ Personal Best

■ Session Best

■ Crossing the pit lane

Lap	D	Time	Elapsed	SCL2	Z4	IP1	Z12	SCLC	A7-1	IP2	A8-1	SCLB	PORIN	POROUT	SCL1	FORDOUT	FL
101		Cadillac WTR		1.Ricky TAYLOR			2.Jordan TAYLOR			3.Filipe ALBUQUERQUE			Cadillac V-Series.R				
1	3	3:53.990	3:53.990	15.394	15.343	19.570	36.056	4.864	26.571	17.269	6.893	37.864	16.954	16.312	10.869	6.560	3.471
			Elapsed	15.394	30.737	50.307	1:26.363	1:31.227	1:57.798	2:15.067	2:21.960	2:59.824	3:16.778	3:33.090	3:43.959	3:50.519	3:53.990
2	3	3:27.677	7:21.667	8.007	10.772	14.857	32.867	4.712	25.167	16.597	6.363	36.247	16.616	15.562	10.401	6.056	3.453
			Elapsed	8.007	18.779	33.636	1:06.503	1:11.215	1:36.382	1:52.979	1:59.342	2:35.589	2:52.205	3:07.767	3:18.168	3:24.224	3:27.677
3	3	3:24.437	10:46.104	8.007	10.125	14.409	32.349	4.695	25.004	16.511	6.299	35.854	16.523	15.059	10.202	5.929	3.471
			Elapsed	8.007	18.132	32.541	1:04.890	1:09.585	1:34.589	1:51.100	1:57.399	2:33.253	2:49.776	3:04.835	3:15.037	3:20.966	3:24.437
4	3	3:23.839	14:09.943	8.000	9.965	14.360	32.175	4.703	25.014	16.514	6.305	35.804	16.506	14.987	10.113	5.929	3.464
			Elapsed	8.000	17.965	32.325	1:04.500	1:09.203	1:34.217	1:50.731	1:57.036	2:32.840	2:49.346	3:04.333	3:14.446	3:20.375	3:23.839
5	3	3:23.778	17:33.721	7.997	10.108	14.443	32.175	4.692	24.981	16.475	6.319	35.804	16.510	14.825	10.128	5.887	3.434
			Elapsed	7.997	18.105	32.548	1:04.723	1:09.415	1:34.396	1:50.871	1:57.190	2:32.994	2:49.504	3:04.329	3:14.457	3:20.344	3:23.778

