

**FIA WEC**  
94<sup>e</sup> Edition des 24 Heures du Mans  
Free Practice 4

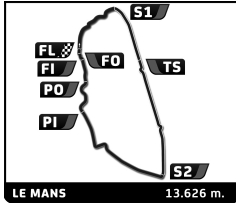


Sector Analysis

Lap under Red Flag    Invalidated Lap    Personal Best    Session Best    Crossing the pit lane

Lap	D	Time	Sector 1	Sector 2	Sector 3	T. Spd	Elapsed	Lap	D	Time	Sector 1	Sector 2	Sector 3	T. Spd	Elapsed	
<b>2</b>	<b>TF Sport</b> 1.Prince Jefri IBRAHIM    3.Ben GREEN 2.Lorcan HANAFIN Corvette Z06 LMGT3.R LMGT3							4	1	4:37.328	1:38.109	1:22.586	1:36.633	327.5	34:35.285	
	5	1	3:34.921 <b>B</b>	<b>32.771</b>	1:20.139	1:42.011	331.5	38:10.206								
	6	3	4:42.748	1:41.804	1:21.901	1:39.043	327.5	42:52.954								
	7	3	<b>3:28.925</b>	33.045	1:20.650	<b>1:35.230</b>	333.5	46:21.879								
	8	3	3:37.705 <b>B</b>	33.098	1:20.415	1:44.192	331.5	49:59.584								
	9	2	4:53.599	1:54.895	1:22.160	1:36.544	330.5	54:53.183								
	10	2	3:31.336	33.098	1:20.531	1:37.707	329.5	58:24.519								
	11	2	3:28.939	33.099	<b>1:20.050</b>	1:35.790	334.5	1:01:53.458								
	<b>7</b>	<b>Toyota Racing</b> 1.Mike CONWAY    3.Nyck DE VRIES 2.Kamui KOBAYASHI Toyota TR010 Hybrid HYPERCAR							1	1	10:24.528	7:17.269	1:26.324	1:40.935	257.0	10:24.528
		2	1	3:29.225	33.157	1:20.545	1:35.523	337.6	13:53.753							
		3	1	3:27.450	32.891	1:19.571	<b>1:34.988</b>	338.7	17:21.203							
		4	1	3:28.973	34.133	1:19.356	1:35.484	339.7	20:50.176							
		5	1	<b>3:27.146</b>	<b>32.779</b>	1:19.334	1:35.033	338.7	24:17.322							
		6	1	3:27.774	33.059	<b>1:19.317</b>	1:35.398	338.7	27:45.096							
		7	1	3:31.453	34.937	1:20.393	1:36.123	336.6	31:16.549							
		8	1	<del>3:28.283</del>	33.302	<del>1:19.188</del>	1:35.893	337.6	34:44.932							
9		1	3:29.704	33.254	1:20.032	1:36.418	338.7	38:14.636								
10		1	3:35.126 <b>B</b>	33.551	1:19.532	1:42.043	339.7	41:49.762								
11		3	4:51.517	1:55.698	1:20.302	1:35.517	334.5	46:41.279								
12		3	3:28.183	32.960	1:19.914	1:35.309	335.6	50:09.462								
13		3	<del>3:29.449</del>	<del>33.409</del>	1:19.973	1:36.067	336.6	53:38.911								
14		3	3:29.672	34.033	1:19.742	1:35.897	336.6	57:08.583								
15		3	3:30.610	33.696	1:19.613	1:37.301	338.7	1:00:39.193								
<b>8</b>		<b>Toyota Racing</b> 1.Sébastien BUEMI    3.Ryo HIRAKAWA 2.Brendon HARTLEY Toyota TR010 Hybrid HYPERCAR							1	1	12:35.335	9:32.603	1:24.872	1:37.860	314.2	12:35.335
	2	1	3:30.979	33.989	1:20.113	1:36.877	337.6	16:06.314								
	3	1	3:33.037	33.349	1:19.873	1:39.815	340.8	19:39.351								
	4	1	3:28.868	32.932	1:19.506	1:36.430	339.7	23:08.219								
	5	1	3:34.366 <b>B</b>	32.827	1:19.359	1:42.180	336.6	26:42.585								
	6	2	4:35.458	1:38.489	1:20.674	1:36.295	338.7	31:18.043								
	7	2	3:30.363	33.911	1:20.021	1:36.431	339.7	34:48.406								
	8	2	<b>3:28.431</b>	33.259	1:19.266	1:35.906	337.6	38:16.837								
	9	2	3:28.894	34.328	1:19.470	<b>1:35.096</b>	338.7	41:45.731								
	10	2	3:33.473 <b>B</b>	<b>32.775</b>	<b>1:19.208</b>	1:41.490	336.6	45:19.204								
	11	3	4:41.061	1:43.826	1:21.192	1:36.043	334.5	50:00.265								
	12	3	3:30.830	33.600	1:20.700	1:36.530	319.8	53:31.095								
	13	3	3:30.379	34.003	1:19.694	1:36.682	338.7	57:01.474								
	14	3	3:28.906	33.151	1:19.329	1:36.426	337.6	1:00:30.380								
	<b>009</b>	<b>Aston Martin Thor Team</b> 1.Alex RIBERAS    3.Roman DE ANGELIS 2.Marco SØRENSEN Aston Martin Valkyrie HYPERCAR							1	1	19:28.045 <b>B</b>	...	1:23.304	1:44.065	317.9	19:28.045
		2	1	9:10.262	6:11.489	1:21.201	1:37.572	331.5	28:38.307							
3		1	3:31.169	33.623	1:21.148	1:36.398	313.3	32:09.476								
4		1	3:38.697 <b>B</b>	33.566	1:21.971	1:43.160	313.3	35:48.173								
5		2	5:19.256	2:18.977	1:22.137	1:38.142	329.5	41:07.429								
6		2	3:31.914	<b>33.487</b>	1:20.754	1:37.673	330.5	44:39.343								
7		2	3:40.575 <b>B</b>	34.572	1:20.734	1:45.269	331.5	48:19.918								
<b>007</b>		<b>Aston Martin Thor Team</b> 1.Harry TINCKNELL    3.Ross GUNN 2.Tom GAMBLE Aston Martin Valkyrie HYPERCAR							1	1	<del>19:36.609</del> <b>B</b>	...	1:22.911	<del>1:41.863</del>	323.6	19:36.609
		2	3	5:18.404 <b>B</b>	2:09.282	1:25.639	1:43.483	331.5	24:55.013							
	3	2	<del>5:02.944</del> <b>B</b>	1:56.721	1:22.299	<del>1:43.924</del>	328.5	29:57.957								





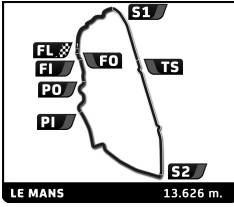
**FIA WEC**  
94<sup>e</sup> Edition des 24 Heures du Mans  
Free Practice 4



Sector Analysis

Lap under Red Flag    Invalidated Lap    Personal Best    Session Best    Crossing the pit lane

Lap	D	Time	Sector 1	Sector 2	Sector 3	T. Spd	Elapsed	Lap	D	Time	Sector 1	Sector 2	Sector 3	T. Spd	Elapsed
7	3	3:29.924	33.939	1:19.696	1:36.289	337.6	35:15.074	10	3	<del>3:39.784</del>	34.981	<del>1:24.959</del>	1:39.844	314.2	47:28.224
8	3	3:33.745	35.937	1:20.387	1:37.421	333.5	38:48.819	11	3	3:43.985	34.992	1:24.276	1:44.717	313.3	51:12.209
9	3	3:36.308	34.924	1:19.855	1:41.529	335.6	42:25.127	<b>23</b> <b>Heart of Racing Team</b> <small>Aston Martin Vantage AMR LMGT3</small>							
10	2	4:39.433	1:37.774	1:23.019	1:38.640	293.8	47:04.560	1. Gray NEWELL 3. Jonny ADAM LMGT3							
11	2	3:37.125	33.539	1:20.611	1:42.975	335.6	50:41.685	2. Eduardo BARRICHELLO							
12	1	4:43.972	1:45.342	1:21.273	1:37.357	336.6	55:25.657	1	3	24:35.508	...	1:34.355	1:50.192	280.9	24:35.508
13	1	3:29.460	33.233	1:20.397	1:35.830	334.5	58:55.117	2	3	3:57.799	37.211	1:31.423	1:49.165	287.6	28:33.307
14	1	3:29.063	33.420	1:20.163	1:35.480	334.5	1:02:24.180	3	3	3:56.685	37.057	1:31.265	1:48.363	286.9	32:29.992
<b>19</b> <b>Genesis Magma Racing</b> <small>Genesis GMR-001-Hypercar</small>								<b>24</b> <b>Nielsen Racing</b> <small>Oreca 07 - Gibson LMP2</small>							
1. Mathieu JAMINET 3. Daniel JUNCADELLA HYPERCAR								1. David HEINEMEIER HANS3. Jack DOOHAN							
2. Paul-Loup CHATIN								2. Edward PEARSON							
1	2	37:43.610	...	1:26.352	1:39.454	282.4	37:43.610	1	1	22:23.693	...	1:29.553	1:44.537	297.0	22:23.693
2	2	3:31.987	33.594	1:20.900	1:37.493	337.6	41:15.597	2	1	3:43.718	36.004	1:26.322	1:41.392	312.4	26:07.411
3	2	3:39.840	35.123	1:21.200	1:43.517	337.6	44:55.437	3	1	3:42.375	35.424	1:25.526	1:41.425	314.2	29:49.786
4	3	5:16.172	2:10.551	1:22.050	1:43.571	296.2	50:11.609	4	1	3:41.959	35.229	1:24.959	1:41.771	314.2	33:31.745
5	1	4:47.038	1:47.226	1:21.360	1:38.452	337.6	54:58.647	5	1	3:40.030	34.947	1:24.617	1:40.466	312.4	37:11.775
6	1	3:29.959	33.524	1:19.666	1:36.769	340.8	58:28.606	6	1	3:46.768	34.934	1:24.778	1:47.056	315.1	40:58.543
7	1	<del>3:35.417</del>	33.385	<del>1:19.627</del>	1:42.405	339.7	1:02:04.023	7	2	5:16.380	2:04.985	1:28.416	1:42.979	302.0	46:14.923
<b>20</b> <b>BMW M Team WRT</b> <small>BMW M Hybrid V8</small>								<b>25</b> <b>Algarve Pro Racing</b> <small>Oreca 07 - Gibson LMP2 P/A</small>							
1. Robin FRIJNS 3. Sheldon VAN DER LINDE HYPERCAR								1. Michael JENSEN 3. Jake HUGHES							
2. René RAST								2. Enzo TRULLI							
1	2	24:50.358	...	1:22.015	1:43.048	334.5	24:50.358	1	3	4:00.370	48.564	1:29.330	1:42.476	288.4	4:00.370
2	2	5:12.331	2:05.268	1:22.361	1:44.702	335.6	30:02.689	2	3	3:40.085	35.035	1:24.866	1:40.184	312.4	7:40.455
3	3	5:15.038	2:06.030	1:22.871	1:46.137	325.5	35:17.727	3	3	3:38.421	34.578	1:24.309	1:39.534	312.4	11:18.876
4	3	4:26.397	1:17.391	1:22.935	1:46.071	306.3	39:44.124	4	3	3:38.014	34.296	1:24.402	1:39.316	315.1	14:56.890
5	1	5:23.757	2:16.899	1:21.760	1:45.098	335.6	45:07.881	5	3	<del>3:45.309</del>	34.257	<del>1:27.062</del>	1:43.990	309.7	18:42.199
6	1	5:21.522	2:25.699	1:20.055	1:35.768	334.5	50:29.403	6	3	3:40.037	34.532	1:24.798	1:40.707	315.1	22:22.236
7	1	3:27.037	32.959	1:19.308	1:34.770	335.6	53:56.440	7	3	3:39.425	34.200	1:24.736	1:40.489	314.2	26:01.661
8	1	3:30.894	34.005	1:20.256	1:36.633	337.6	57:27.334	8	3	3:51.304	36.270	1:24.654	1:50.380	311.5	29:52.965
9	1	3:30.359	33.962	1:20.811	1:35.586	319.8	1:00:57.693	9	2	5:34.835	2:28.498	1:25.645	1:40.692	312.4	35:27.800
<b>21</b> <b>Vista AF Corse</b> <small>Ferrari 296 LMGT3 Evo</small>								<b>26</b> <b>Vector Sport</b> <small>Oreca 07 - Gibson LMP2</small>							
1. François HÉRIAU 3. Alessio ROVERA LMGT3								1. Ryan CULLEN 3. Pietro FITTIPALDI							
2. Simon MANN								2. Vladislav LOMKO							
1	2	15:14.682	...	1:35.279	1:50.281	261.3	15:14.682	1	3	15:22.823	...	1:30.326	1:43.600	283.1	15:22.823
2	2	3:58.738	37.217	1:32.597	1:48.924	280.9	19:13.420	2	3	3:43.263	35.361	1:25.106	1:42.796	317.0	19:06.086
3	2	4:06.361	36.990	1:31.910	1:57.461	281.7	23:19.781								
4	2	22:34.533	...	1:33.445	1:49.572	280.9	45:54.314								
5	2	3:58.979	37.009	1:32.304	1:49.666	267.1	49:53.293								
6	2	4:00.378	38.168	1:32.910	1:49.300	284.6	53:53.671								
7	2	3:57.562	36.994	1:32.240	1:48.328	283.9	57:51.233								
8	2	3:56.563	36.785	1:31.550	1:48.228	284.6	1:01:47.796								
<b>22</b> <b>United Autosports</b> <small>Oreca 07 - Gibson LMP2</small>															
1. Rasmus LINDH 3. Mikkel JENSEN															
2. Grégoire SAUCY															
1	1	11:47.393	8:29.115	1:33.255	1:45.023	235.3	11:47.393								
2	1	3:43.869	35.350	1:27.150	1:41.369	308.9	15:31.262								
3	1	3:44.362	35.055	1:24.987	1:44.320	312.4	19:15.624								
4	1	3:40.843	35.013	1:25.232	1:40.598	314.2	22:56.467								
5	1	3:40.101	34.720	1:24.981	1:40.400	316.0	26:36.568								
6	1	3:48.237	35.598	1:24.788	1:47.851	313.3	30:24.805								
7	3	6:05.844	2:58.488	1:27.264	1:40.092	242.1	36:30.649								
8	3	3:38.919	35.095	1:24.326	1:39.498	312.4	40:09.568								
9	3	3:38.872	34.430	1:23.759	1:40.683	313.3	43:48.440								



**FIA WEC**  
94<sup>e</sup> Edition des 24 Heures du Mans  
Free Practice 4



Sector Analysis

Lap under Red Flag    Invalidated Lap    Personal Best    Session Best    Crossing the pit lane

Lap	D	Time	Sector 1	Sector 2	Sector 3	T. Spd	Elapsed
3	3	3:41.157	35.342	1:24.575	1:41.240	321.7	22:47.243
4	3	3:45.003	36.629	1:27.323	1:41.051	315.1	26:32.246
5	3	<b>3:39.474</b>	34.928	1:24.379	<b>1:40.167</b>	317.9	30:11.720
6	3	3:41.300	35.051	<b>1:24.289</b>	1:41.960	317.9	33:53.020
7	3	3:48.517 <b>B</b>	35.179	1:24.578	1:48.760	317.9	37:41.537
8	1	5:40.807	2:33.060	1:25.960	1:41.787	316.0	43:22.344
9	1	3:44.809	35.679	1:26.644	1:42.486	315.1	47:07.153
10	1	3:41.293	35.017	1:24.894	1:41.382	316.0	50:48.446
11	1	3:44.535	36.670	1:26.417	1:41.448	289.9	54:32.981
12	1	3:40.450	34.945	1:24.593	1:40.912	316.0	58:13.431
13	1	<del>3:39.524</del>	<b>34.787</b>	1:24.424	<del>1:40.310</del>	316.0	1:01:52.952

27		Heart of Racing Team		Aston Martin Vantage AMR LMGTS3			
		1. Ian JAMES		3. Mattia DRUDI			
		2. Zacharie ROBICHON		LMGTS3			
1	2	19:21.835 <b>B</b>	...	1:35.484	1:59.351	280.2	19:21.835
2	2	5:18.607	1:57.350	1:32.313	<b>1:48.944</b>	286.1	24:40.442
3	2	4:09.494 <b>B</b>	<b>37.063</b>	<b>1:31.188</b>	2:01.243	286.1	28:49.936
4	2	7:16.900 <b>B</b>	3:43.233	1:32.626	2:01.041	284.6	36:06.836

28		IDEC SPORT		Oreca 07 - Gibson			
		1. Paul LAFARGUE		3. Job VAN UITERT			
		2. Valerio RINICELLA		LMP2			
1	2	14:00.146	...	1:28.807	1:40.996	302.8	14:00.146
2	2	3:40.429	36.028	1:24.420	1:39.981	313.3	17:40.575
3	2	<del>3:39.380</del>	34.534	1:25.352	<del>1:39.494</del>	314.2	21:19.955
4	2	3:40.615	34.627	1:24.678	1:41.310	314.2	25:00.570
5	2	3:38.283	34.499	1:24.059	1:39.725	317.0	28:38.853
6	2	<b>3:37.209</b>	34.348	1:24.405	<b>1:38.456</b>	300.3	32:16.062
7	2	3:44.242 <b>B</b>	<b>34.313</b>	<b>1:23.652</b>	1:46.277	315.1	36:00.304
8	3	5:18.437	2:12.677	1:24.593	1:41.167	313.3	41:18.741
9	3	3:39.104	35.224	1:24.368	1:39.512	322.6	44:57.845
10	3	3:43.747	37.742	1:24.149	1:41.856	315.1	48:41.592
11	3	3:44.321	35.276	1:24.318	1:44.727	317.9	52:25.913
12	3	3:45.999 <b>B</b>	34.614	1:23.906	1:47.479	314.2	56:11.912

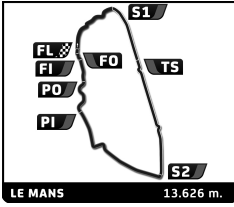
29		Forestier Racing by Panis		Oreca 07 - Gibson			
		1. Louis ROUSSET		3. Oliver GRAY			
		2. Esteban MASSON		LMP2			
1	3	<del>9:59.510</del>	6:46.604	1:31.079	<del>1:41.827</del>	282.4	9:59.510
2	3	3:40.581	35.527	1:25.449	<b>1:39.605</b>	317.9	13:40.091
3	3	<b>3:39.528</b>	<b>34.410</b>	1:24.502	1:40.616	315.1	17:19.619
4	3	3:45.301 <b>B</b>	34.435	<b>1:24.047</b>	1:46.819	312.4	21:04.920
5	1	5:08.588	1:59.696	1:25.972	1:42.920	314.2	26:13.508
6	1	3:45.978	37.580	1:25.849	1:42.549	319.8	29:59.486
7	1	3:49.333	35.794	1:27.229	1:46.310	320.7	33:48.819
8	1	3:44.789	35.225	1:24.788	1:44.776	319.8	37:33.608
9	1	3:41.213	34.901	1:24.544	1:41.768	319.8	41:14.821
10	1	3:42.787	35.330	1:25.007	1:42.450	279.5	44:57.608
11	1	3:42.384	36.556	1:24.408	1:41.420	317.9	48:39.992
12	1	3:41.379	35.100	1:24.244	1:42.035	317.0	52:21.371
13	1	3:42.600	34.864	1:25.700	1:42.036	273.2	56:03.971
14	1	3:41.169	35.055	1:24.383	1:41.731	317.0	59:45.140
15	1	3:49.668 <b>B</b>	35.104	1:24.432	1:50.132	318.8	1:03:34.808

30		Duqueine Team		Oreca 07 - Gibson			
		1. Doriane PIN		3. Richard VERSCHOOR			
		2. Julien ANDLAUER		LMP2			
1	1	18:10.758	...	1:29.113	1:43.167	294.6	18:10.758
2	1	3:40.547	35.111	1:24.981	1:40.455	314.2	21:51.305
3	1	3:40.585	35.126	1:25.376	1:40.083	316.0	25:31.890
4	1	3:39.779	34.855	1:24.544	1:40.380	313.3	29:11.669
5	1	3:38.394	34.483	1:23.973	1:39.938	317.0	32:50.063
6	1	3:37.411	34.474	1:23.607	1:39.330	317.0	36:27.474
7	1	<b>3:36.801</b>	34.251	1:23.483	<b>1:39.067</b>	316.0	40:04.275
8	1	3:44.459 <b>B</b>	<b>34.225</b>	<b>1:23.375</b>	1:46.859	319.8	43:48.734
9	3	5:59.021	2:52.373	1:25.167	1:41.481	317.0	49:47.755
10	3	3:38.934	34.574	1:24.356	1:40.004	315.1	53:26.689
11	3	3:38.824	34.773	1:24.165	1:39.886	316.0	57:05.513
12	3	3:40.976	34.715	1:23.921	1:42.340	317.0	1:00:46.489

32		Team WRT		BMW M4 LMGTS3 Evo			
		1. Darren LEUNG		3. Augusto FARFUS			
		2. Sean GELAE		LMGTS3			
1	3	8:40.075 <b>B</b>	5:06.869	1:35.263	1:57.943	280.9	8:40.075
2	1	6:26.360	3:01.929	1:33.870	1:50.561	283.1	15:06.435
3	1	4:02.443	38.377	1:32.949	1:51.117	283.1	19:08.878
4	1	4:00.382	37.816	1:32.575	1:49.991	285.4	23:09.260
5	1	4:03.059	39.469	1:33.251	1:50.339	286.1	27:12.319
6	1	4:01.292	37.762	1:33.154	1:50.376	287.6	31:13.611
7	1	<del>3:59.859</del>	37.691	<del>1:32.145</del>	1:50.023	289.1	35:13.470
8	1	<del>4:01.477</del>	38.975	<del>1:32.405</del>	1:50.097	285.4	39:14.947
9	1	4:00.539	37.851	<b>1:31.695</b>	1:50.993	289.9	43:15.486
10	1	<b>4:00.244</b>	37.589	1:31.996	1:50.659	288.4	47:15.730
11	1	4:06.484 <b>B</b>	<b>37.394</b>	1:32.669	1:56.421	289.1	51:22.214
12	1	10:06.659	6:44.511	1:32.241	<b>1:49.907</b>	284.6	1:01:28.873

33		TF Sport		Corvette Z06 LMGTS3.R			
		1. Ben KEATING		3. Nicky CATSBURG			
		2. Jonny EDGAR		LMGTS3			
1	2	4:16.344	52.210	1:33.660	1:50.474	286.9	4:16.344
2	2	3:56.336	36.706	1:31.087	1:48.543	288.4	8:12.680
3	2	3:55.700	36.758	1:31.359	1:47.583	287.6	12:08.380
4	2	3:55.617	36.588	1:31.358	1:47.671	286.1	16:03.997
5	2	3:55.303	36.895	1:31.120	<b>1:47.288</b>	289.1	19:59.300
6	2	<b>3:55.262</b>	<b>36.550</b>	1:31.235	1:47.477	287.6	23:54.562
7	2	4:00.731 <b>B</b>	36.574	<b>1:30.745</b>	1:53.412	289.9	27:55.293
8	3	6:52.772	3:27.786	1:33.730	1:51.256	284.6	34:48.065
9	3	3:56.592	36.789	1:31.565	1:48.238	286.9	38:44.657
10	3	3:56.553	37.146	1:31.408	1:47.999	289.1	42:41.210
11	3	<del>3:55.624</del>	36.828	<del>1:31.151</del>	1:47.645	287.6	46:36.834
12	3	3:55.344	36.746	1:31.152	1:47.446	289.9	50:32.178
13	3	<del>3:57.151</del>	36.758	<del>1:31.147</del>	1:49.246	288.4	54:29.329
14	3	<del>3:56.734</del>	36.946	<del>1:31.592</del>	1:48.196	278.8	58:26.063
15	3	3:56.918	37.219	1:31.775	1:47.924	271.8	1:02:22.981

34		Racing Team Turkey by TF		Corvette Z06 LMGTS3.R			
		1. Peter DEMPSEY		3. Charlie EASTWOOD			
		2. Salih YOLUC		LMGTS3			
1	1	4:18.774 <b>B</b>	48.901	1:34.434	1:55.439	284.6	4:18.774
2	3	6:22.213	2:58.927	1:33.536	1:49.750	285.4	10:40.987



**FIA WEC**  
94<sup>e</sup> Edition des 24 Heures du Mans  
Free Practice 4



**Sector Analysis**

Lap under Red Flag    Invalidated Lap    Personal Best    Session Best    Crossing the pit lane

Lap	D	Time	Sector 1	Sector 2	Sector 3	T. Spd	Elapsed	Lap	D	Time	Sector 1	Sector 2	Sector 3	T. Spd	Elapsed
3	3	3:56.136	36.954	1:31.486	1:47.696	285.4	14:37.123	5	2	3:44.047	<b>34.277</b>	1:24.395	1:45.375	314.2	31:16.483
4	3	3:57.438	37.316	1:32.165	1:47.957	289.1	18:34.561	6	2	3:41.356	36.775	1:24.843	1:39.738	317.9	34:57.839
5	3	3:55.853	<b>36.845</b>	1:31.296	1:47.712	285.4	22:30.414	7	2	3:51.241	<b>B</b> 36.079	1:24.727	1:50.435	316.0	38:49.080
6	3	<b>3:55.576</b>	36.907	1:31.099	<b>1:47.570</b>	286.1	26:25.990	8	3	5:19.093	2:12.088	1:25.772	1:41.233	315.1	44:08.173
7	3	4:08.511	<b>B</b> 38.173	1:33.492	1:56.846	262.0	30:34.501	9	3	3:42.307	34.981	1:24.475	1:42.851	315.1	47:50.480
8	3	6:08.799	2:46.270	1:33.343	1:49.186	244.3	36:43.300	10	3	3:42.458	35.054	1:25.003	1:42.401	316.0	51:32.938
9	3	3:57.081	37.036	1:31.760	1:48.285	285.4	40:40.381	11	3	3:38.957	34.667	1:24.014	1:40.276	319.8	55:11.895
10	3	3:58.857	37.196	1:32.034	1:49.627	283.1	44:39.238	12	3	<b>3:37.146</b>	34.401	1:24.139	<b>1:38.606</b>	314.2	58:49.041
11	3	4:00.065	37.218	1:31.886	1:50.961	287.6	48:39.303	13	3	3:37.357	34.729	<b>1:23.801</b>	1:38.827	314.2	1:02:26.398
12	3	3:57.383	37.147	1:31.681	1:48.555	287.6	52:36.686								
13	3	3:56.472	36.853	1:31.609	1:48.010	286.1	56:33.158								
14	3	3:59.070	37.037	<b>1:30.982</b>	1:51.051	292.3	1:00:32.228								

**35** **Alpine Endurance Team** Alpine A424  
1. António FÉLIX DA COSTA 3. Ferdinand HABSBURG  
2. Charles MILESI HYPERCAR

1	3	12:33.614	9:34.924	1:21.949	1:36.741	331.5	12:33.614
2	3	3:30.685	34.313	1:19.881	1:36.491	335.6	16:04.299
3	3	3:29.536	34.531	1:20.193	<b>1:34.812</b>	337.6	19:33.835
4	3	<b>3:27.335</b>	<b>32.968</b>	1:19.454	1:34.913	338.7	23:01.170
5	3	3:35.354	<b>B</b> 33.043	1:19.648	1:42.663	339.7	26:36.524
6	1	4:31.735	1:34.880	1:20.226	1:36.629	335.6	31:08.259
7	1	3:32.490	34.840	1:19.979	1:37.671	337.6	34:40.749
8	1	3:32.008	33.853	1:20.348	1:37.807	337.6	38:12.757
9	1	3:28.135	33.266	1:19.609	1:35.260	337.6	41:40.892
10	1	3:34.680	<b>B</b> 33.191	1:19.680	1:41.809	336.6	45:15.572
11	2	4:47.221	<b>B</b> 1:44.013	1:20.333	1:42.875	336.6	50:02.793
12	2	4:19.794	1:23.805	1:19.558	1:36.431	339.7	54:22.587
13	2	3:28.742	33.328	<b>1:19.430</b>	1:35.984	339.7	57:51.329
14	2	3:29.086	33.608	1:20.182	1:35.296	337.6	1:01:20.415

**36** **Alpine Endurance Team** Alpine A424  
1. Frédéric MAKOWIECKI 3. Victor MARTINS  
2. Jules GOUNON HYPERCAR

1	3	11:30.457	8:31.375	1:22.316	1:36.766	330.5	11:30.457
2	3	3:30.018	33.779	1:20.523	1:35.716	335.6	15:00.475
3	3	3:31.256	33.860	1:20.226	1:37.170	339.7	18:31.731
4	3	3:35.250	<b>B</b> 33.344	<b>1:19.440</b>	1:42.466	336.6	22:06.981
5	1	4:42.037	1:41.459	1:20.943	1:39.635	337.6	26:49.018
6	1	3:31.371	33.906	1:20.309	1:37.156	335.6	30:20.389
7	1	3:34.038	33.805	1:20.105	1:40.128	337.6	33:54.427
8	1	3:32.274	34.320	1:20.562	1:37.392	337.6	37:26.701
9	1	<b>3:28.462</b>	<b>33.276</b>	1:19.622	1:35.564	336.6	40:55.163
10	1	3:38.071	<b>B</b> 35.608	1:19.769	1:42.694	337.6	44:33.234
11	2	4:53.532	<b>B</b> 1:47.998	1:21.367	1:44.167	333.5	49:26.766
12	2	4:24.513	1:22.831	1:23.003	1:38.679	332.5	53:51.279
13	2	3:31.281	33.737	1:20.650	1:36.894	335.6	57:22.560
14	2	3:28.721	33.841	1:19.632	<b>1:35.248</b>	336.6	1:00:51.281

**37** **CLX Motorsport** Oreca 07 - Gibson  
1. Adrien CLOSMENIL 3. Theodor JENSEN  
2. Ian AGUILERA LMP2

1	2	16:29.714	...	1:32.767	1:44.309	264.5	16:29.714
2	2	3:42.011	35.212	1:25.614	1:41.185	313.3	20:11.725
3	2	3:41.436	34.646	1:24.689	1:42.101	314.2	23:53.161
4	2	3:39.275	34.766	1:24.879	1:39.630	314.2	27:32.436

**38** **Cadillac Hertz Team Jota** Cadillac V-Series.R  
1. Sébastien BOURDAIS 3. Jack AITKEN  
2. Earl BAMBER HYPERCAR

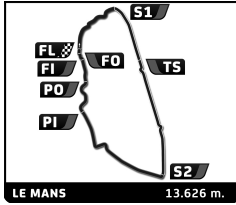
1	2	16:11.636	...	1:21.907	1:37.490	331.5	16:11.636
2	2	3:28.196	33.121	1:19.335	1:35.740	340.8	19:39.832
3	2	3:30.003	33.309	1:19.421	1:37.273	345.1	23:09.835
4	2	3:34.323	<b>B</b> 33.141	1:19.184	1:41.998	339.7	26:44.158
5	1	7:13.591	4:17.134	1:20.517	1:35.940	338.7	33:57.749
6	1	3:33.371	34.113	1:20.409	1:38.849	338.7	37:31.120
7	1	3:28.401	33.531	1:19.711	1:35.159	337.6	40:59.521
8	1	3:28.451	33.420	1:19.326	1:35.705	333.5	44:27.972
9	1	3:27.830	33.187	1:19.458	1:35.185	336.6	47:55.802
10	1	3:29.925	33.251	1:20.647	1:36.027	344.1	51:25.727
11	1	3:28.721	33.557	1:19.986	1:35.178	338.7	54:54.448
12	1	3:28.901	33.161	1:19.252	1:36.488	339.7	58:23.349
13	1	<b>3:26.843</b>	<b>32.935</b>	<b>1:19.176</b>	<b>1:34.732</b>	332.5	1:01:50.192

**43** **Inter Europol Competition** Oreca 07 - Gibson  
1. Jakub SMIECHOWSKI 3. Nicholas YELLOLY  
2. Tom DILLMANN LMP2

1	2	31:27.039	...	1:29.385	1:41.553	303.7	31:27.039
2	2	3:41.547	34.979	1:24.432	1:42.136	317.9	35:08.586
3	2	3:40.066	34.712	1:24.502	1:40.852	315.1	38:48.652
4	2	3:42.685	35.832	1:24.586	1:42.267	296.2	42:31.337
5	2	3:41.554	34.590	1:24.372	1:42.592	316.0	46:12.891
6	2	3:39.776	34.561	1:23.963	1:41.252	316.0	49:52.667
7	2	3:37.582	34.554	1:23.918	1:39.110	317.9	53:30.249
8	2	<b>3:37.287</b>	34.475	<b>1:23.708</b>	<b>1:39.104</b>	320.7	57:07.536
9	2	3:39.826	<b>34.458</b>	1:23.920	1:41.448	320.7	1:00:47.362

**44** **Proton Competition** Oreca 07 - Gibson  
1. Horst Jr FELBERMAYR 3. Lorenzo FLUXA  
2. Horst Felix FELBERMAYR LMP2 P/A

1	3	4:20.518	1:04.099	1:32.234	1:44.185	278.8	4:20.518
2	3	3:42.494	35.829	1:26.026	1:40.639	314.2	8:03.012
3	3	3:40.312	34.587	1:25.034	1:40.691	314.2	11:43.324
4	3	<del>3:39.804</del>	<b>34.445</b>	<del>1:24.658</del>	1:40.701	314.2	15:23.128
5	3	3:45.067	35.306	1:25.221	1:44.540	318.8	19:08.195
6	3	<b>3:40.244</b>	35.445	<b>1:24.406</b>	<b>1:40.393</b>	317.9	22:48.439
7	3	3:46.307	35.908	1:27.287	1:43.112	317.9	26:34.746
8	3	3:45.904	<b>B</b> 34.531	1:25.007	1:46.366	317.9	30:20.650
9	2	5:30.170	2:14.587	1:31.653	1:43.930	280.9	35:50.820
10	2	3:45.243	36.162	1:25.722	1:43.359	313.3	39:36.063
11	2	3:45.351	37.085	1:25.822	1:42.444	313.3	43:21.414
12	2	<del>3:47.938</del>	35.706	<del>1:29.122</del>	1:43.110	313.3	47:09.352
13	2	3:50.148	<b>B</b> 35.968	1:24.861	1:49.319	315.1	50:59.500



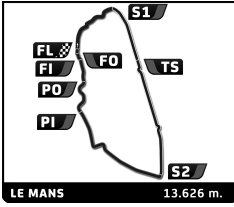
**FIA WEC**  
94<sup>e</sup> Edition des 24 Heures du Mans  
Free Practice 4



Sector Analysis

Lap under Red Flag    Invalidated Lap    Personal Best    Session Best    Crossing the pit lane

Lap	D	Time	Sector 1	Sector 2	Sector 3	T. Spd	Elapsed	Lap	D	Time	Sector 1	Sector 2	Sector 3	T. Spd	Elapsed
14	1	5:31.998	2:16.011	1:28.519	1:47.468	289.1	56:31.498	7	1	4:06.230	39.574	1:34.099	1:52.557	275.9	35:12.470
15	1	4:02.854	36.914	1:27.142	1:58.798	312.4	1:00:34.352	8	1	4:08.715	39.024	1:35.275	1:54.416	271.8	39:21.185
<b>48</b>	<b>RD Limited</b>		3.Romain DUMAS		Oreca 07 - Gibson		LMP2 P/A	9	1	4:14.770 <b>B</b>	40.196	1:33.888	2:00.686	283.1	43:35.955
	1.Fred POORDAD							10	2	5:12.726	1:48.061	1:32.920	1:51.745	286.9	48:48.681
	2.Tristan VAUTIER							11	2	3:57.823	37.260	1:31.989	1:48.574	283.9	52:46.504
1	3	4:26.752	1:04.469	1:35.499	1:46.784	200.2	4:26.752	12	2	4:02.950	37.328	1:31.852	1:53.770	285.4	56:49.454
2	3	3:44.856	36.574	1:25.802	1:42.480	313.3	8:11.608	13	2	3:59.021	37.491	1:31.995	1:49.535	283.9	1:00:48.475
3	3	3:40.751	35.167	1:24.961	1:40.623	313.3	11:52.359	<b>57</b> <b>Kessel Racing</b> Ferrari 296 LMGT3 Evo							
4	3	3:40.225	35.133	1:24.912	1:40.180	314.2	15:32.584	1.Takeshi KIMURA							
5	3	3:51.187 <b>B</b>	34.659	1:24.641	1:51.887	317.0	19:23.771	2.Conrad LAURSEN							
6	3	10:34.630	7:20.974	1:28.215	1:45.441	259.5	29:58.401	1	1	4:42.758	1:06.452	1:39.745	1:56.561	226.5	4:42.758
7	3	3:48.841	35.817	1:27.858	1:45.166	305.4	33:47.242	2	1	4:21.710 <b>B</b>	41.925	1:36.956	2:02.829	278.8	9:04.468
8	3	3:47.940	35.324	1:25.689	1:46.927	314.2	37:35.182	3	1	9:43.494 <b>B</b>	6:07.800	1:35.605	2:00.089	280.9	18:47.962
9	3	3:41.892	35.281	1:24.970	1:41.641	316.0	41:17.074	4	2	5:02.614	1:39.711	1:33.328	1:49.575	279.5	23:50.576
10	3	3:50.427 <b>B</b>	35.984	1:25.859	1:48.584	320.7	45:07.501	5	2	3:58.337	37.139	1:32.265	1:48.933	282.4	27:48.913
11	3	8:26.134	5:18.215	1:26.833	1:41.086	312.4	53:33.635	6	2	4:04.370 <b>B</b>	37.217	1:32.009	1:55.144	281.7	31:53.283
12	3	3:39.877	34.947	1:24.621	1:40.309	315.1	57:13.512	7	3	5:18.025	1:50.607	1:35.624	1:51.794	281.7	37:11.308
13	3	<del>3:40.005</del>	34.814	1:24.664	<del>1:40.527</del>	315.1	1:00:53.517	8	3	3:58.801	37.166	1:32.471	1:49.164	280.9	41:10.109
<b>50</b> <b>Ferrari AF Corse</b> Ferrari 499P								3.Daniel SERRA							
1.Antonio FUOCO								LMGT3							
2.Nicklas NIELSEN															
1	3	27:27.397 <b>B</b>	...	1:25.722	1:45.922	290.7	27:27.397	9	3	3:57.641	36.875	1:32.479	1:48.287	282.4	45:07.750
2	3	9:07.249	6:09.537	1:21.000	1:36.712	330.5	36:34.646	10	3	4:02.924 <b>B</b>	36.783	1:31.883	1:54.258	282.4	49:10.674
3	3	3:36.797 <b>B</b>	33.858	1:19.951	1:42.988	337.6	40:11.443	11	3	6:26.118	2:50.808	1:36.305	1:59.005	241.1	55:36.792
4	2	4:44.847	1:41.215	1:23.668	1:39.964	297.0	44:56.290	12	3	<del>4:03.168</del>	37.786	1:34.655	<del>1:50.727</del>	269.8	59:39.960
5	2	3:30.027	33.095	1:19.950	1:36.982	341.9	48:26.317	13	3	3:57.218	36.989	1:31.245	1:48.984	284.6	1:03:37.178
6	2	3:36.872 <b>B</b>	33.705	1:20.445	1:42.722	340.8	52:03.189	<b>58</b> <b>Garage 59</b> McLaren 720S LMGT3 Evo							
7	1	4:36.317	1:35.000	1:22.555	1:38.762	296.2	56:39.506	1.Alexander WEST							
8	1	3:34.531	33.971	1:20.832	1:39.728	335.6	1:00:14.037	2.Finn GEHRSTZ							
<b>51</b> <b>Ferrari AF Corse</b> Ferrari 499P								3.Benjamin GOETHE							
1.Alessandro PIER GUIDI								LMGT3							
2.James CALADO															
1	1	19:25.435	...	1:22.362	1:36.023	327.5	19:25.435	1	3	4:36.367	1:05.327	1:37.761	1:53.279	213.6	4:36.367
2	1	3:28.573	33.261	1:20.007	1:35.305	339.7	22:54.008	2	3	<del>3:56.626</del>	36.853	1:31.284	<del>1:48.489</del>	286.1	8:32.993
3	1	3:32.489	35.262	1:21.240	1:35.987	332.5	26:26.497	3	3	3:58.095	37.210	1:32.306	1:48.579	284.6	12:31.088
4	1	3:30.837	33.275	1:20.197	1:37.365	338.7	29:57.334	4	3	3:59.913	37.728	1:32.955	1:49.230	284.6	16:31.001
5	1	3:30.833	33.807	1:20.560	1:36.466	320.7	33:28.167	5	3	3:57.782	37.119	1:31.562	1:49.101	283.9	20:28.783
6	1	3:27.711	33.164	1:19.440	1:35.107	336.6	36:55.878	6	3	3:58.804	38.051	1:32.017	1:48.736	283.1	24:27.587
7	1	3:27.694	32.890	1:19.639	1:35.165	338.7	40:23.572	7	3	4:03.357 <b>B</b>	36.760	1:31.890	1:54.707	283.1	28:30.944
8	1	3:29.446	34.093	1:19.658	1:35.695	337.6	43:53.018	8	2	7:05.431	3:42.209	1:32.650	1:50.572	281.7	35:36.375
9	1	3:38.008 <b>B</b>	34.454	1:20.627	1:42.927	327.5	47:31.026	9	2	3:58.893	37.014	1:32.582	1:49.297	282.4	39:35.268
10	3	5:33.104	2:36.674	1:20.430	1:36.000	338.7	53:04.130	10	2	3:58.499	37.501	1:32.037	1:48.961	287.6	43:33.767
11	3	3:33.630	34.325	1:21.979	1:37.326	297.9	56:37.760	11	2	4:01.940	39.109	1:32.337	1:50.494	281.7	47:35.707
12	3	3:33.841	34.719	1:20.039	1:39.083	333.5	1:00:11.601	12	2	3:57.889	37.327	1:31.554	1:49.008	286.9	51:33.596
<b>54</b> <b>Vista AF Corse</b> Ferrari 296 LMGT3 Evo								3.Valentin HASSE CLOT							
1.Thomas FLOHR								LMGT3							
2.Francesco CASTELLACCI															
1	3	9:55.124	6:30.887	1:34.645	1:49.592	272.5	9:55.124	13	2	3:58.205	37.161	1:31.724	1:49.320	283.9	55:31.801
2	3	3:57.288	37.048	1:32.075	1:48.165	280.9	13:52.412	14	2	3:58.436	37.386	1:31.645	1:49.405	281.7	59:30.237
3	3	3:56.632	37.123	1:31.645	1:47.864	283.9	17:49.044	15	2	4:06.360 <b>B</b>	37.214	1:32.028	1:57.118	284.6	1:03:36.597
4	3	3:57.126	36.972	1:31.679	1:48.475	283.1	21:46.170	<b>59</b> <b>Racing Spirit Of Leman</b> Aston Martin Vantage AMR LMGT3							
5	3	4:03.405 <b>B</b>	36.921	1:31.560	1:54.924	285.4	25:49.575	1.Clément MATEU							
6	1	5:16.665	1:49.089	1:35.037	1:52.539	281.7	31:06.240	2.Marius FOSSARD							
								1	3	5:39.587	1:26.263	1:59.874	2:13.450	166.5	5:39.587
								2	3	4:39.451 <b>B</b>	42.507	1:41.289	2:15.655	223.7	10:19.038
								3	1	7:12.196	3:42.301	1:35.907	1:53.988	278.8	17:31.234
								4	1	4:06.717	38.743	1:34.521	1:53.453	280.9	21:37.951
								5	1	4:05.398	38.749	1:34.038	1:52.611	278.1	25:43.349
								6	1	4:07.546	38.809	1:34.339	1:54.398	283.1	29:50.895
								7	1	4:12.397 <b>B</b>	38.582	1:33.706	2:00.109	288.4	34:03.292
								8	2	5:18.336	1:53.995	1:33.402	1:50.939	288.4	39:21.628
								9	2	<del>3:59.429</del>	<del>38.250</del>	1:32.054	1:49.125	286.1	43:21.057



**FIA WEC**  
94<sup>e</sup> Edition des 24 Heures du Mans  
Free Practice 4



**Sector Analysis**

Lap under Red Flag    Invalidated Lap    Personal Best    Session Best    Crossing the pit lane

Lap	D	Time	Sector 1	Sector 2	Sector 3	T. Spd	Elapsed	Lap	D	Time	Sector 1	Sector 2	Sector 3	T. Spd	Elapsed
10	2	4:00.029	38.161	1:32.696	1:49.172	291.5	47:21.086	4	1	4:00.306	37.392	1:32.643	1:50.271	280.9	22:44.998
11	2	3:58.640	37.468	1:31.878	1:49.294	284.6	51:19.726	5	1	4:06.621 B	37.390	1:33.403	1:55.828	280.9	26:51.619
12	2	4:00.327	38.779	1:31.961	1:49.587	290.7	55:20.053	6	3	5:11.291	1:49.929	1:32.314	1:49.048	280.2	32:02.910
13	2	<b>3:57.231</b>	37.332	<b>1:31.484</b>	1:48.415	286.1	59:17.284	7	3	3:57.445	36.894	1:31.820	1:48.731	285.4	36:00.355
14	2	3:57.460	<b>37.117</b>	1:32.025	<b>1:48.318</b>	282.4	1:03:14.744	8	3	<b>3:56.634</b>	37.108	<b>1:31.331</b>	<b>1:48.195</b>	285.4	39:56.989

61		Iron Lynx		Mercedes-AMG LMGT3			
		1. Martin BERRY		3. Maxime MARTIN			
		2. Rui ANDRADE		LMGT3			
1	3	24:32.270	...	1:39.780	1:56.856	238.4	24:32.270
2	3	3:58.090	37.126	1:32.417	1:48.547	281.7	28:30.360
3	3	4:02.896 B	<b>36.692</b>	1:31.938	1:54.266	279.5	32:33.256
4	3	5:52.458 B	2:19.024	1:36.823	1:56.611	265.8	38:25.714
5	3	6:14.557	2:53.355	1:32.185	1:49.017	283.1	44:40.271
6	3	<b>3:56.317</b>	37.039	1:31.481	1:47.797	286.9	48:36.588
7	3	<del>3:55.670</del>	36.720	<del>1:31.208</del>	<b>1:47.742</b>	283.9	52:32.258
8	3	3:59.924	37.295	1:32.690	1:49.939	282.4	56:32.182
9	3	3:56.726	36.944	<b>1:31.395</b>	1:48.387	288.4	1:00:28.908

62		Team Qatar by Iron Lynx		Mercedes-AMG LMGT3			
		1. Abdulla AL-KHELAIFI		3. Giuliano ALESI			
		2. Julian HANSES		LMGT3			
1	1	17:00.126	...	1:35.697	1:51.326	280.2	17:00.126
2	1	<del>4:01.647</del>	37.471	1:32.567	<del>1:51.609</del>	283.9	21:01.773
3	1	4:02.471	37.385	1:34.171	1:50.915	283.9	25:04.244
4	1	4:08.894 B	37.457	1:33.546	1:57.891	280.9	29:13.138
5	2	5:04.717	1:41.501	1:33.073	1:50.143	280.9	34:17.855
6	2	<b>3:57.866</b>	<b>37.070</b>	1:31.894	1:48.902	286.9	38:15.721
7	2	3:59.015	37.738	1:32.520	<b>1:48.757</b>	283.9	42:14.736
8	2	4:06.475 B	37.465	1:32.492	1:56.518	283.1	46:21.211
9	3	5:14.136	1:50.539	1:32.567	1:51.030	283.1	51:35.347
10	3	3:59.312	37.521	1:31.939	1:49.852	284.6	55:34.659
11	3	3:59.735	37.424	1:31.950	1:50.361	284.6	59:34.394
12	3	3:58.478	37.687	<b>1:31.843</b>	1:48.948	285.4	1:03:32.872

69		Team WRT		BMW M4 LMGT3 Evo			
		1. Anthony MCINTOSH		3. Daniel HARPER			
		2. Parker THOMPSON		LMGT3			
1	3	12:14.718	8:50.934	1:34.310	1:49.474	279.5	12:14.718
2	3	3:59.344	37.337	1:32.207	1:49.800	279.5	16:14.062
3	3	3:57.986	<b>36.853</b>	1:32.040	1:49.093	273.2	20:12.048
4	3	3:58.364	37.248	1:32.266	1:48.850	273.2	24:10.412
5	3	<b>3:57.983</b>	37.167	1:32.114	<b>1:48.702</b>	279.5	28:08.395
6	3	4:03.651 B	36.962	1:32.103	1:54.586	283.1	32:12.046
7	2	7:01.452	3:37.377	1:33.440	1:50.635	281.7	39:13.498
8	2	4:00.950	38.199	1:32.261	1:50.490	284.6	43:14.448
9	2	3:58.629	37.346	1:32.070	1:49.213	282.4	47:13.077
10	2	4:05.392 B	37.450	1:32.128	1:55.814	270.4	51:18.469
11	2	6:29.147	3:06.234	1:33.186	1:49.727	267.1	57:47.616
12	2	3:58.080	37.122	<b>1:31.996</b>	1:48.962	282.4	1:01:45.696

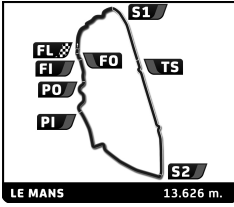
74		Kessel Racing		Ferrari 296 LMGT3 Evo			
		1. Dustin BLATTNER		3. Dennis MARSCHALL			
		2. Lorenzo PATRESE		LMGT3			
1	1	10:42.087	7:10.607	1:36.933	1:54.547	269.8	10:42.087
2	1	4:01.279	37.982	1:33.174	1:50.123	283.9	14:43.366
3	1	<del>4:01.326</del>	37.278	1:32.901	<del>1:51.147</del>	282.4	18:44.692

77		Proton Competition		Ford Mustang LMGT3			
		1. Eric POWELL		3. Sebastian PRIAULX			
		2. Ben TUCK		LMGT3			
1	3	31:17.596	...	1:35.725	1:53.531	278.8	31:17.596
2	3	4:00.801	<b>37.492</b>	1:32.365	1:50.944	284.6	35:18.397
3	3	<b>3:59.584</b>	37.613	<b>1:31.833</b>	<b>1:50.138</b>	288.4	39:17.981
4	3	4:06.482 B	37.684	1:32.062	1:56.736	286.1	43:24.463
5	1	5:16.769	1:51.006	1:34.453	1:51.310	262.6	48:41.232
6	1	4:02.096	38.250	1:33.151	1:50.695	283.9	52:43.328
7	1	4:01.133	37.767	1:32.856	1:50.510	282.4	56:44.461
8	1	4:01.436	37.750	1:32.611	1:51.075	282.4	1:00:45.897

78		Akkodis ASP Team		Lexus RC F LMGT3			
		1. Tom VAN ROMPUY		3. Jack HAWKSWORTH			
		2. Hadrien DAVID		LMGT3			
1	2	18:47.883	...	1:36.081	1:54.832	278.8	18:47.883
2	2	3:58.756	37.292	1:32.110	1:49.354	285.4	22:46.639
3	2	3:59.048	37.977	1:31.866	1:49.205	289.1	26:45.687
4	2	<b>3:56.915</b>	<b>36.958</b>	1:31.557	<b>1:48.400</b>	283.9	30:42.602
5	2	4:00.386	38.727	1:31.719	1:49.940	283.9	34:42.988
6	2	4:05.311 B	37.198	<b>1:31.310</b>	1:56.803	288.4	38:48.299
7	1	5:38.038	2:12.151	1:33.165	1:52.722	286.1	44:26.337
8	1	4:01.728	38.146	1:32.773	1:50.809	286.1	48:28.065
9	1	3:59.812	37.467	1:32.222	1:50.123	285.4	52:27.877
10	1	3:59.558	37.553	1:32.077	1:49.928	283.9	56:27.435
11	1	<del>4:10.152 B</del>	37.285	<del>1:31.651</del>	2:01.216	285.4	1:00:37.587

79		Iron Lynx		Mercedes-AMG LMGT3			
		1. Johannes ZELGER		3. Lin HODENIUS			
		2. Matteo CRESSONI		LMGT3			
1	3	4:34.951 B	50.142	1:44.792	2:00.017	227.4	4:34.951
2	3	5:39.502	2:17.836	1:32.789	1:48.877	280.9	10:14.453
3	3	3:57.950	37.255	1:32.080	1:48.615	283.9	14:12.403
4	3	<del>3:55.518</del>	<b>36.911</b>	<b>1:31.400</b>	<del>1:47.207</del>	283.9	18:07.921
5	3	<b>3:56.737</b>	37.176	1:31.525	<b>1:48.036</b>	284.6	22:04.658
6	3	4:04.307 B	37.580	1:32.229	1:54.498	283.9	26:08.965
7	2	5:34.030	2:11.388	1:33.501	1:49.141	281.7	31:42.995
8	2	3:58.294	37.414	1:32.229	1:48.651	285.4	35:41.289
9	2	3:58.840	37.111	1:32.096	1:49.633	283.9	39:40.129
10	2	3:57.490	37.160	1:31.836	1:48.494	283.9	43:37.619
11	2	4:05.546 B	37.083	1:32.910	1:55.553	266.5	47:43.165
12	3	8:39.873	5:07.517	1:39.214	1:53.142	239.5	56:23.038
13	3	3:58.911	38.504	1:31.568	1:48.839	283.1	1:00:21.949





**FIA WEC**  
94<sup>e</sup> Edition des 24 Heures du Mans  
Free Practice 4



Sector Analysis

Lap under Red Flag    Invalidated Lap    Personal Best    Session Best    B Crossing the pit lane

Lap	D	Time	Sector 1	Sector 2	Sector 3	T. Spd	Elapsed
<b>99</b>	<b>AO by TF</b> 1.PJ HYETT 2.James ALLEN		3.Dane CAMERON		Oreca 07 - Gibson LMP2 P/A		
1	1	13:10.870	9:52.980	1:31.438	1:46.452	272.5	13:10.870
2	1	3:44.303	35.656	1:26.082	1:42.565	301.2	16:55.173
3	1	3:47.521	38.243	1:26.567	1:42.711	311.5	20:42.694
4	1	3:47.176	36.804	1:26.499	1:43.873	315.1	24:29.870
5	1	<del>3:46.181</del>	36.087	<del>1:26.714</del>	1:43.380	313.3	28:16.051
6	1	3:46.270	36.029	1:26.323	1:43.918	313.3	32:02.321
7	1	3:52.473 <b>B</b>	36.453	1:26.675	1:49.345	314.2	35:54.794
8	1	4:56.085	1:47.228	1:25.912	1:42.945	313.3	40:50.879
9	1	3:45.778	36.100	1:25.921	1:43.757	313.3	44:36.657
10	1	3:45.215	36.793	1:25.533	1:42.889	314.2	48:21.872
11	1	3:43.475	35.653	1:25.880	<b>1:41.942</b>	301.2	52:05.347
12	1	<b>3:43.450</b>	35.961	<b>1:25.017</b>	1:42.472	316.0	55:48.797
13	1	3:44.504	<b>35.300</b>	1:25.529	1:43.675	314.2	59:33.301
14	1	3:50.158 <b>B</b>	35.522	1:25.960	1:48.676	313.3	1:03:23.459

Lap	D	Time	Sector 1	Sector 2	Sector 3	T. Spd	Elapsed
<b>101</b>	<b>Cadillac WTR</b> 1.Ricky TAYLOR 2.Jordan TAYLOR		3.Filipe ALBUQUERQUE		Cadillac V-Series.R HYPERCAR		
1	2	10:21.188	7:16.825	1:26.309	1:38.054	269.8	10:21.188
2	2	3:29.973	33.650	1:20.202	1:36.121	324.5	13:51.161
3	2	3:28.610	33.000	1:19.650	1:35.960	321.7	17:19.771
4	2	<b>3:27.587</b>	33.116	1:19.485	<b>1:34.986</b>	324.5	20:47.358
5	2	3:33.629 <b>B</b>	<b>32.867</b>	1:19.471	1:41.291	327.5	24:20.987
6	1	4:46.759	1:48.993	1:20.932	1:36.834	320.7	29:07.746
7	1	3:29.253	33.308	1:20.325	1:35.620	319.8	32:36.999
8	1	3:27.846	32.887	1:19.729	1:35.230	325.5	36:04.845
9	1	3:32.098	33.328	1:20.400	1:38.370	330.5	39:36.943
10	1	3:41.082 <b>B</b>	35.492	1:20.074	1:45.516	317.9	43:18.025
11	3	4:36.576	1:38.975	1:20.868	1:36.733	324.5	47:54.601
12	3	3:32.406	33.851	1:21.666	1:36.889	320.7	51:27.007
13	3	3:30.713	33.728	1:20.173	1:36.812	332.5	54:57.720
14	3	3:28.546	33.095	1:19.616	1:35.835	324.5	58:26.266
15	3	3:27.962	33.201	<b>1:19.346</b>	1:35.415	327.5	1:01:54.228

Lap	D	Time	Sector 1	Sector 2	Sector 3	T. Spd	Elapsed
<b>150</b>	<b>Richard Mille AF Corse</b> 1.Custodio TOLEDO 2.Lilou WADOUX		3.Riccardo AGOSTINI		Ferrari 296 LMGT3 Evo LMGT3		
1	2	4:38.779	1:07.197	1:36.821	1:54.761	271.1	4:38.779
2	2	3:57.487	36.835	1:32.344	1:48.308	283.1	8:36.266
3	2	3:58.002	36.915	1:31.927	1:49.160	283.1	12:34.268
4	2	4:00.150	38.178	1:33.278	1:48.694	284.6	16:34.418
5	2	<b>3:56.790</b>	37.029	1:31.620	<b>1:48.141</b>	284.6	20:31.208
6	2	3:57.357	37.096	1:32.041	1:48.220	284.6	24:28.565
7	2	4:03.347 <b>B</b>	36.871	1:31.816	1:54.660	286.1	28:31.912
8	3	5:37.139	2:16.363	1:32.038	1:48.738	283.1	34:09.051
9	3	3:56.965	36.824	1:31.754	1:48.387	283.9	38:06.016
10	3	<del>3:56.868</del>	36.800	<del>1:31.761</del>	1:48.307	283.1	42:02.884
11	3	3:57.089	<b>36.771</b>	1:31.802	1:48.516	282.4	45:59.973
12	3	3:57.822	36.782	<b>1:31.512</b>	1:49.528	283.1	49:57.795
13	3	4:03.509 <b>B</b>	37.285	1:31.652	1:54.572	284.6	54:01.304

Lap	D	Time	Sector 1	Sector 2	Sector 3	T. Spd	Elapsed
<b>183</b>	<b>AF Corse</b> 1.François PERRODO 2.Matthieu VAXIVIERE		3.Ben BARNICOAT		Oreca 07 - Gibson LMP2 P/A		
1	2	12:22.081	9:07.237	1:29.456	1:45.388	294.6	12:22.081
2	2	3:40.880	34.421	1:24.752	1:41.707	314.2	16:02.961
3	2	3:41.626	35.666	1:24.943	1:41.017	318.8	19:44.587
4	2	<del>3:36.354</del>	34.050	<del>1:23.641</del>	1:38.663	317.9	23:20.941
5	2	3:36.508	34.120	1:23.984	<b>1:38.404</b>	317.9	26:57.449
6	2	3:36.119	<b>34.002</b>	1:23.697	1:38.420	317.9	30:33.568
7	2	3:49.303 <b>B</b>	35.103	1:24.625	1:49.575	313.3	34:22.871
8	3	5:25.509	2:20.531	1:24.885	1:40.093	317.9	39:48.380
9	3	3:39.755	35.132	1:24.795	1:39.828	317.0	43:28.135
10	3	3:41.463	35.202	1:24.186	1:42.075	318.8	47:09.598
11	3	<del>3:39.267</del>	34.414	<del>1:23.787</del>	1:41.006	318.8	50:48.805
12	3	3:40.784	36.491	1:24.618	1:39.675	321.7	54:29.589
13	3	<b>3:36.111</b>	34.124	<b>1:23.542</b>	1:38.445	316.0	58:05.700
14	3	<del>3:49.197 <b>B</b></del>	34.148	<del>1:23.596</del>	1:51.453	317.0	1:01:54.897

Lap	D	Time	Sector 1	Sector 2	Sector 3	T. Spd	Elapsed
<b>222</b>	<b>United Autosports</b> 1.Daniel SCHNEIDER 2.Benjamin HANLEY		3.Oliver JARVIS		Oreca 07 - Gibson LMP2 P/A		
1	1	17:19.822	...	1:39.083	1:56.702	202.5	17:19.822
2	1	3:57.775	39.043	1:31.177	1:47.555	295.4	21:17.597
3	1	3:50.656	36.658	1:27.717	1:46.281	295.4	25:08.253
4	1	<del>3:52.111</del>	37.280	<del>1:28.825</del>	1:46.006	311.5	29:00.364
5	1	3:58.316 <b>B</b>	36.766	1:27.798	1:53.752	309.7	32:58.680
6	2	5:49.361	2:39.437	1:28.105	1:41.819	289.1	38:48.041
7	2	<b>3:40.272</b>	35.329	<b>1:24.459</b>	<b>1:40.484</b>	313.3	42:28.313
8	2	3:41.580	35.594	1:25.358	1:40.628	312.4	46:09.893
9	2	<del>3:47.828 <b>B</b></del>	<b>34.556</b>	<del>1:24.667</del>	1:48.605	316.0	49:57.721
10	3	5:56.166	2:44.515	1:27.339	1:44.312	308.9	55:53.887
11	3	3:43.633	35.337	1:25.535	1:42.761	310.6	59:37.520
12	3	3:43.252	35.739	1:25.997	1:41.516	312.4	1:03:20.772

Lap	D	Time	Sector 1	Sector 2	Sector 3	T. Spd	Elapsed
<b>343</b>	<b>Inter Europol Competition</b> 1.Bijoy GARG 2.Reshad DE GÉRUS		3.Nico MÜLLER		Oreca 07 - Gibson LMP2		
1	3	25:11.012 <b>B</b>	...	1:33.480	1:52.049	261.3	25:11.012
2	3	4:52.351	1:45.520	1:25.397	1:41.434	315.1	30:03.363
3	3	3:44.154	<b>34.737</b>	1:24.629	1:44.788	315.1	33:47.517
4	3	<b>3:41.525</b>	35.272	1:24.841	1:41.412	317.9	37:29.042
5	3	3:45.855 <b>B</b>	35.012	1:24.224	1:46.619	317.0	41:14.897
6	1	4:58.450	1:49.307	1:26.573	1:42.570	311.5	46:13.347
7	1	3:42.521	35.058	1:24.934	1:42.529	316.0	49:55.868
8	1	3:42.054	35.387	1:25.412	1:41.255	314.2	53:37.922
9	1	3:46.790 <b>B</b>	35.630	<b>1:24.212</b>	1:46.948	317.0	57:24.712
10	2	4:52.285	1:45.594	1:25.558	<b>1:41.133</b>	312.4	1:02:16.997