

# FIA WEC 94<sup>e</sup> Edition des 24 Heures d Warm Up

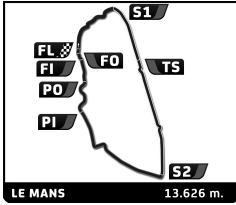


## Section Analysis

■ Personal Best ■ Session Best ■ Crossing the pit lane

Lap	D	Time	Elapsed	SCL2	Z4	IP1	Z12	SCLC	A7-1	IP2	A8-1	SCLB	PORIN	POROUT	SCL1	FORDOUT	FL
<b>2</b>		<b>TF Sport</b>		1.Prince Jefri IBRAHIM			2.Lorcan HANAFIN			3.Ben GREEN			Corvette Z06 LMG3.R				
1	3	4:34.829	4:34.829	37.777	14.345	19.260	39.534	5.520	29.152	19.642	7.200	41.205	19.677	18.428	12.059	7.102	3.928
			Elapsed	37.777	52.122	1:11.382	1:50.916	1:56.436	2:25.588	2:45.230	2:52.430	3:33.635	3:53.312	4:11.740	4:23.799	4:30.901	4:34.829
2	3	3:56.106	8:30.935	9.550	11.097	16.771	37.367	5.506	28.724	19.322	6.899	40.627	19.751	18.163	11.911	6.533	3.885
			Elapsed	9.550	20.647	37.418	1:14.785	1:20.291	1:49.015	2:08.337	2:15.236	2:55.863	3:15.614	3:33.777	3:45.688	3:52.221	3:56.106
3	3	3:54.954	12:25.889	9.538	10.835	16.620	37.216	5.515	28.661	19.215	6.882	40.835	19.394	17.931	11.888	6.456	3.968
			Elapsed	9.538	20.373	36.993	1:14.209	1:19.724	1:48.385	2:07.600	2:14.482	2:55.317	3:14.711	3:32.642	3:44.530	3:50.986	3:54.954
4	3	4:01.520 B	16:27.409	9.559	10.911	16.565	37.199	5.532	28.769	19.141	6.839	40.830	19.450	18.214	11.946		
			Elapsed	9.559	20.470	37.035	1:14.234	1:19.766	1:48.535	2:07.676	2:14.515	2:55.345	3:14.795	3:33.009	3:44.955		4:01.520
<b>3</b>		<b>DKR Engineering</b>		1.John FARANO			2.Sebastian ALVAREZ			3.Renger VAN DER ZANDE			Oreca 07 - Gibson				
1	3	5:08.531 B	5:08.531	1:13.648	14.687	19.342	39.039	5.282	28.984	18.463	7.135	39.991	18.405	16.188	11.021		
			Elapsed	1:13.648	1:28.335	1:47.677	2:26.716	2:31.998	3:00.982	3:19.445	3:26.580	4:06.571	4:24.976	4:41.164	4:52.185		5:08.531
2	1	5:47.360	10:55.891	1:51.928	13.846	19.106	37.819	5.287	29.526	18.947	7.378	42.033	18.620	19.382	12.425	7.183	3.880
			Elapsed	1:51.928	2:05.774	2:24.880	3:02.699	3:07.986	3:37.512	3:56.459	4:03.837	4:45.870	5:04.490	5:23.872	5:36.297	5:43.480	5:47.360
3	1	3:49.615	14:45.506	8.939	11.130	16.564	35.897	5.267	27.441	18.479	6.935	39.364	18.445	17.407	12.639	7.130	3.978
			Elapsed	8.939	20.069	36.633	1:12.530	1:17.797	1:45.238	2:03.717	2:10.652	2:50.016	3:08.461	3:25.868	3:38.507	3:45.637	3:49.615
4	1	3:48.050	18:33.556	9.041	11.113	16.362	36.358	5.220	27.464	18.084	6.827	39.337	18.429	17.263	11.824	6.847	3.881
			Elapsed	9.041	20.154	36.516	1:12.874	1:18.094	1:45.558	2:03.642	2:10.469	2:49.806	3:08.235	3:25.498	3:37.322	3:44.169	3:48.050
<b>4</b>		<b>CrowdStrike Racing by APR</b>		1.George KURTZ			2.Alexander QUINN			3.Laurin HEINRICH			Oreca 07 - Gibson				
1	2	4:03.435	4:03.435	22.066	14.003	18.113	37.926	5.216	27.252	18.289	6.698	38.855	18.302	15.819	10.884	6.221	3.791
			Elapsed	22.066	36.069	54.182	1:32.108	1:37.324	2:04.576	2:22.865	2:29.563	3:08.418	3:26.720	3:42.539	3:53.423	3:59.644	4:03.435
2	2	3:38.603	7:42.038	8.957	10.522	15.367	34.578	5.157	26.716	17.968	6.522	38.296	18.169	15.634	10.788	6.163	3.766
			Elapsed	8.957	19.479	34.846	1:09.424	1:14.581	1:41.297	1:59.265	2:05.787	2:44.083	3:02.252	3:17.886	3:28.674	3:34.837	3:38.603
3	2	3:39.837	11:21.875	8.905	10.416	15.079	34.270	5.138	26.621	17.895	6.557	38.336	18.160	15.648	11.309	7.771	3.732
			Elapsed	8.905	19.321	34.400	1:08.670	1:13.808	1:40.429	1:58.324	2:04.881	2:43.217	3:01.377	3:17.025	3:28.334	3:36.105	3:39.837
4	2	3:37.111	14:58.986	8.885	10.394	15.172	34.307	5.110	26.543	17.882	6.542	38.244	18.131	15.444	10.613	6.068	3.776
			Elapsed	8.885	19.279	34.451	1:08.758	1:13.868	1:40.411	1:58.293	2:04.835	2:43.079	3:01.210	3:16.654	3:27.267	3:33.335	3:37.111
5	2	3:38.547	18:37.533	8.905	10.409	15.228	34.415	5.165	27.181	17.824	6.548	38.238	18.155	15.734	10.746	6.254	3.745
			Elapsed	8.905	19.314	34.542	1:08.957	1:14.122	1:41.303	1:59.127	2:05.675	2:43.913	3:02.068	3:17.802	3:28.548	3:34.802	3:38.547





# FIA WEC 94<sup>e</sup> Edition des 24 Heures d Warm Up

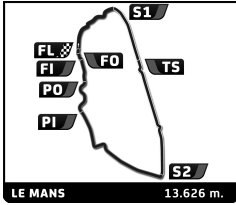
## Section Analysis



■ Personal Best   ■ Session Best   ■ Crossing the pit lane

Lap	D	Time	Elapsed	SCL2	Z4	IP1	Z12	SCLC	A7-1	IP2	A8-1	SCLB	PORIN	POROUT	SCL1	FORDOUT	FL	
<b>007</b>	<b>Aston Martin Thor Team</b>			<b>1. Harry TINCKNELL</b>				<b>2. Tom GAMBLE</b>			<b>3. Ross GUNN</b>			<b>Aston Martin Valkyrie</b>				
1	3	4:58.881 <b>B</b>	4:58.881	1:10.895	15.182	18.640	36.014	4.789	27.227	17.866	7.132	38.359	17.107	17.866	11.165			
			Elapsed	1:10.895	1:26.077	1:44.717	2:20.731	2:25.520	2:52.747	3:10.613	3:17.745	3:56.104	4:13.211	4:31.077	4:42.242		4:58.881	
2	3	5:47.451	10:46.332	2:04.900	15.263	19.417	36.571	4.939	27.067	17.441	7.193	39.874	17.099	16.936	10.884	6.396	3.471	
			Elapsed	2:04.900	2:20.163	2:39.580	3:16.151	3:21.090	3:48.157	4:05.598	4:12.791	4:52.665	5:09.764	5:26.700	5:37.584	5:43.980	5:47.451	
3	3	3:31.805	14:18.137	8.084	10.383	15.232	33.534	4.746	25.728	16.838	6.599	36.657	16.855	15.569	10.951	7.142	3.487	
			Elapsed	8.084	18.467	33.699	1:07.233	1:11.979	1:37.707	1:54.545	2:01.144	2:37.801	2:54.656	3:10.225	3:21.176	3:28.318	3:31.805	
4	3	<b>3:28.800</b>	17:46.937	8.093	<b>10.195</b>	<b>14.935</b>	<b>33.142</b>	<b>4.738</b>	<b>25.557</b>	<b>16.821</b>	<b>6.445</b>	<b>36.643</b>	<b>16.824</b>	<b>15.377</b>	<b>10.461</b>	<b>6.115</b>	<b>3.454</b>	
			Elapsed	8.093	18.288	33.223	1:06.365	1:11.103	1:36.660	1:53.481	1:59.926	2:36.569	2:53.393	3:08.770	3:19.231	3:25.346	3:28.800	
<b>7</b>	<b>Toyota Racing</b>			<b>1. Mike CONWAY</b>				<b>2. Kamui KOBAYASHI</b>			<b>3. Nyck DE VRIES</b>			<b>Toyota TR010 Hybrid</b>				
1	1	3:50.228	3:50.228	19.109	12.828	16.912	34.919	<b>4.737</b>	25.658	16.791	6.519	36.727	17.555	15.888	11.121	7.979	<b>3.485</b>	
			Elapsed	19.109	31.937	48.849	1:23.768	1:28.505	1:54.163	2:10.954	2:17.473	2:54.200	3:11.755	3:27.643	3:38.764	3:46.743	3:50.228	
2	1	<b>3:27.369</b>	7:17.597	8.114	10.234	14.861	32.976	4.752	25.239	16.648	<b>6.405</b>	<b>36.229</b>	16.744	<b>15.104</b>	<b>10.310</b>	<b>6.206</b>	3.547	
			Elapsed	8.114	18.348	33.209	1:06.185	1:10.937	1:36.176	1:52.824	1:59.229	2:35.458	2:52.202	3:07.306	3:17.616	3:23.822	3:27.369	
3	1	3:30.715	10:48.312	8.114	<b>10.118</b>	<b>14.617</b>	<b>32.612</b>	4.765	<b>25.205</b>	<b>16.582</b>	6.522	37.042	16.669	16.647	11.044	7.232	3.546	
			Elapsed	8.114	18.232	32.849	1:05.461	1:10.226	1:35.431	1:52.013	1:58.535	2:35.577	2:52.246	3:08.893	3:19.937	3:27.169	3:30.715	
4	1	3:30.510	14:18.822	8.087	10.147	14.824	32.914	4.760	25.488	16.992	6.755	36.436	16.761	15.681	10.910	7.191	3.564	
			Elapsed	8.087	18.234	33.058	1:05.972	1:10.732	1:36.220	1:53.212	1:59.967	2:36.403	2:53.164	3:08.845	3:19.755	3:26.946	3:30.510	
5	1	3:36.956 <b>B</b>	17:55.778	<b>8.073</b>	10.320	14.741	32.985	4.760	25.579	16.686	6.553	37.639	<b>16.638</b>	15.327	11.064			
			Elapsed	8.073	18.393	33.134	1:06.119	1:10.879	1:36.458	1:53.144	1:59.697	2:37.336	2:53.974	3:09.301	3:20.365		3:36.956	
<b>8</b>	<b>Toyota Racing</b>			<b>1. Sebastien BUEMI</b>				<b>2. Brendon HARTLEY</b>			<b>3. Ryo HIRAKAWA</b>			<b>Toyota TR010 Hybrid</b>				
1	1	3:47.757	3:47.757	17.436	13.343	17.323	35.087	4.744	25.666	16.840	6.492	36.684	16.818	15.671	11.207	6.891	3.555	
			Elapsed	17.436	30.779	48.102	1:23.189	1:27.933	1:53.599	2:10.439	2:16.931	2:53.615	3:10.433	3:26.104	3:37.311	3:44.202	3:47.757	
2	1	<b>3:27.001</b>	7:14.758	8.112	10.238	14.801	32.871	4.734	25.074	16.619	<b>6.439</b>	36.037	16.674	<b>15.437</b>	<b>10.297</b>	<b>6.128</b>	3.540	
			Elapsed	8.112	18.350	33.151	1:06.022	1:10.756	1:35.830	1:52.449	1:58.888	2:34.925	2:51.599	3:07.036	3:17.333	3:23.461	3:27.001	
3	1	3:30.868	10:45.626	8.104	10.109	<b>14.669</b>	<b>32.653</b>	4.730	<b>24.989</b>	16.545	6.598	37.140	16.680	15.769	12.296	7.070	<b>3.516</b>	
			Elapsed	8.104	18.213	32.882	1:05.535	1:10.265	1:35.254	1:51.799	1:58.397	2:35.537	2:52.217	3:07.986	3:20.282	3:27.352	3:30.868	
4	1	3:36.553 <b>B</b>	14:22.179	<b>8.076</b>	<b>10.090</b>	14.816	33.258	<b>4.728</b>	25.058	<b>16.513</b>	6.510	<b>36.034</b>	<b>16.647</b>	16.265	11.952			
			Elapsed	8.076	18.166	32.982	1:06.240	1:10.968	1:36.026	1:52.539	1:59.049	2:35.083	2:51.730	3:07.995	3:19.947		3:36.553	





# FIA WEC 94<sup>e</sup> Edition des 24 Heures de Warm Up

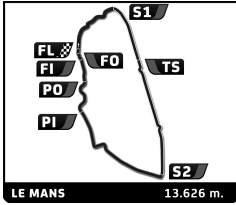
## Section Analysis



■ Personal Best   ■ Session Best   B Crossing the pit lane

Lap	D	Time	Elapsed	SCL2	Z4	IP1	Z12	SCLC	A7-1	IP2	A8-1	SCLB	PORIN	POROUT	SCL1	FORDOUT	FL	
<b>009</b>	<b>Aston Martin Thor Team</b>			1.Alex RIBERAS			2.Marco SØRENSEN			3.Roman DE ANGELIS			Aston Martin Valkyrie					
1	2	7:00.328	7:00.328	3:17.654	15.462	19.423	37.251	4.961	27.195	17.787	7.108	38.738	17.183	16.461	10.923	6.634	3.548	
			Elapsed	3:17.654	3:33.116	3:52.539	4:29.790	4:34.751	5:01.946	5:19.733	5:26.841	6:05.579	6:22.762	6:39.223	6:50.146	6:56.780	7:00.328	
2	2	3:33.191	10:33.519	8.173	11.135	15.755	33.975	4.796	26.085	17.025	6.609	37.002	16.848	15.623	10.468	6.232	3.465	
			Elapsed	8.173	19.308	35.063	1:09.038	1:13.834	1:39.919	1:56.944	2:03.553	2:40.555	2:57.403	3:13.026	3:29.726	3:29.726	3:33.191	
3	2	<b>3:28.941</b>	14:02.460	8.104	<b>10.202</b>	14.777	<b>33.044</b>	<b>4.742</b>	<b>25.495</b>	<b>16.839</b>	<b>6.529</b>	<b>36.609</b>	16.868	<b>15.439</b>	10.524	6.279	3.490	
			Elapsed	8.104	18.306	33.083	1:06.127	1:10.869	1:36.364	1:53.203	1:59.732	2:36.341	2:53.209	3:08.648	3:19.172	3:25.451	3:28.941	
4	2	3:29.940	17:32.400	<b>8.090</b>	10.212	<b>14.742</b>	33.107	4.764	25.734	17.077	6.623	36.907	16.867	15.462	10.501	6.352	3.502	
			Elapsed	8.090	18.302	33.044	1:06.151	1:10.915	1:36.649	1:53.726	2:00.349	2:37.256	2:54.123	3:09.585	3:20.086	3:26.438	3:29.940	
<b>9</b>	<b>Proton Competition</b>			1.Jonas RIED			2.Kakunoshin OHTA			3.Harry KING			Oreca 07 - Gibson					
1	3	5:10.942	5:10.942	1:18.125	16.373	20.409	38.626	5.408	28.439	18.751	6.964	41.008	18.497	16.401	11.515	6.699	3.727	
			Elapsed	1:18.125	1:34.498	1:54.907	2:33.533	2:38.941	3:07.380	3:26.131	3:33.095	4:14.103	4:32.600	4:49.001	5:00.516	5:07.215	5:10.942	
2	3	3:43.020	8:53.962	8.925	10.738	15.633	<b>34.548</b>	5.171	<b>26.700</b>	18.039	<b>6.641</b>	<b>38.393</b>	18.161	17.813	11.896	6.673	<b>3.689</b>	
			Elapsed	8.925	19.663	35.296	1:09.844	1:15.015	1:41.715	1:59.754	2:06.395	2:44.788	3:02.949	3:20.762	3:32.658	3:39.331	3:43.020	
3	3	<b>3:40.814</b>	12:34.776	8.871	10.858	<b>15.591</b>	34.897	<b>5.169</b>	26.906	18.125	6.974	38.409	18.193	<b>15.770</b>	<b>10.947</b>	<b>6.403</b>	3.701	
			Elapsed	8.871	19.729	35.320	1:10.217	1:15.386	1:42.292	2:00.417	2:07.391	2:45.800	3:03.993	3:19.763	3:30.710	3:37.113	3:40.814	
4	3	3:42.038	16:16.814	<b>8.859</b>	<b>10.736</b>	15.719	35.296	5.184	26.708	<b>17.924</b>	6.657	38.756	<b>18.159</b>	16.152	11.657	6.415	3.816	
			Elapsed	8.859	19.595	35.314	1:10.610	1:15.794	1:42.502	2:00.426	2:07.083	2:45.839	3:03.998	3:20.150	3:31.807	3:38.222	3:42.038	
<b>10</b>	<b>Garage 59</b>			1.Antares AU			2.Thomas FLEMING			3.Marvin KIRCHHÖFER			McLaren 720S LMGT3 Evo					
1	3	5:47.294	5:47.294	1:39.862	15.442	19.817	41.465	5.631	31.694	20.401	7.244	42.765	20.514	18.983	12.417	<b>7.046</b>	4.013	
			Elapsed	1:39.862	1:55.304	2:15.121	2:56.586	3:02.217	3:33.911	3:54.312	4:01.556	4:44.321	5:04.835	5:23.818	5:36.235	5:43.281	5:47.294	
2	3	4:05.510 B	9:52.804	<b>9.704</b>	<b>11.315</b>	<b>16.814</b>	<b>38.017</b>	5.555	<b>29.407</b>	<b>19.547</b>	<b>6.918</b>	<b>41.424</b>	<b>19.831</b>	<b>18.379</b>	12.216			
			Elapsed	9.704	21.019	37.833	1:15.850	1:21.405	1:50.812	2:10.359	2:17.277	2:58.701	3:18.532	3:36.911	3:49.127	4:05.510		
3	1	5:32.885	15:25.689	1:37.523	13.231	17.268	38.629	<b>5.538</b>	29.532	19.581	6.987	41.993	19.903	18.990	<b>12.023</b>	7.728	<b>3.959</b>	
			Elapsed	1:37.523	1:50.754	2:08.022	2:46.651	2:52.189	3:21.721	3:41.302	3:48.289	4:30.282	4:50.185	5:09.175	5:21.198	5:28.926	5:32.885	
<b>12</b>	<b>Cadillac Hertz Team Jota</b>			1.Louis DELÉTRAZ			2.Will STEVENS			3.Norman NATO			Cadillac V-Series.R					
1	2	4:14.394	4:14.394	38.450	13.851	18.176	37.144	4.750	26.246	17.200	6.649	36.841	16.820	17.595	10.747	6.434	<b>3.491</b>	
			Elapsed	38.450	52.301	1:10.477	1:47.621	1:52.371	2:18.617	2:35.817	2:42.466	3:19.307	3:36.127	3:53.722	4:04.469	4:10.903	4:14.394	
2	2	3:36.634 B	7:51.028	8.233	11.201	<b>14.987</b>	<b>33.191</b>	4.697	25.434	16.775	<b>6.439</b>	<b>36.424</b>	16.754	15.510	10.714			
			Elapsed	8.233	19.434	34.421	1:07.612	1:12.309	1:37.743	1:54.518	2:00.957	2:37.381	2:54.135	3:09.645	3:20.359		3:36.634	
3	2	4:27.069	12:18.097	1:01.738	11.403	17.233	33.432	<b>4.688</b>	25.356	<b>16.732</b>	6.453	36.977	16.767	15.615	10.766	<b>6.369</b>	3.540	
			Elapsed	1:01.738	1:13.141	1:30.374	2:03.806	2:08.494	2:33.850	2:50.582	2:57.035	3:34.012	3:50.779	4:06.394	4:17.160	4:23.529	4:27.069	
4	2	<b>3:31.801</b>	15:49.898	<b>8.023</b>	<b>10.409</b>	15.791	33.283	4.738	<b>25.276</b>	16.922	6.772	38.021	<b>16.667</b>	<b>15.398</b>	<b>10.444</b>	6.545	3.512	
			Elapsed	8.023	18.432	34.223	1:07.506	1:12.244	1:37.520	1:54.442	2:01.214	2:39.235	2:55.902	3:11.300	3:21.744	3:28.289	3:31.801	





# FIA WEC 94<sup>e</sup> Edition des 24 Heures d Warm Up

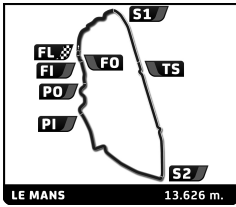


## Section Analysis

■ Personal Best   ■ Session Best   ■ Crossing the pit lane

Lap	D	Time	Elapsed	SCL2	Z4	IP1	Z12	SCLC	A7-1	IP2	A8-1	SCLB	PORIN	POROUT	SCL1	FORDOUT	FL
<b>14 TDS Racing</b>				1.Tobias LUTKE				2.Mathias BECHE				3.Kévin ESTRE				Oreca 07 - Gibson	
1	2	4:34.996	4:34.996	50.732	14.064	18.464	37.430	5.227	27.314	18.148	6.802	39.196	18.414	18.044	11.068	6.412	3.681
			Elapsed	50.732	1:04.796	1:23.260	2:00.690	2:05.917	2:33.231	2:51.379	2:58.181	3:37.377	3:55.791	4:13.835	4:24.903	4:31.315	4:34.996
2	2	3:39.696	8:14.692	8.852	10.270	15.369	34.353	5.117	26.937	17.892	6.595	38.249	18.129	16.921	11.016	6.217	3.779
			Elapsed	8.852	19.122	34.491	1:08.844	1:13.961	1:40.898	1:58.790	2:05.385	2:43.634	3:01.763	3:18.684	3:29.700	3:35.917	3:39.696
3	2	3:38.365	11:53.057	8.821	11.431	15.262	34.331	5.107	26.520	17.914	6.761	38.044	18.130	15.519	10.765	6.096	3.664
			Elapsed	8.821	20.252	35.514	1:09.845	1:14.952	1:41.472	1:59.386	2:06.147	2:44.191	3:02.321	3:17.840	3:28.605	3:34.701	3:38.365
4	2	3:37.120	15:30.177	8.805	10.569	15.182	34.310	5.075	26.549	18.042	6.725	37.966	18.059	15.357	10.754	6.063	3.664
			Elapsed	8.805	19.374	34.556	1:08.866	1:13.941	1:40.490	1:58.532	2:05.257	2:43.223	3:01.282	3:16.639	3:27.393	3:33.456	3:37.120
<b>15 BMW M Team WRT</b>				1.Kevin MAGNUSSEN				2.Raffaele MARCIELLO				3.Dries VANTHOOR				BMW M Hybrid V8	
1	1	3:35.316	3:35.316	9.774	12.501	16.111	33.862	4.747	25.449	16.974	6.501	36.332	16.805	15.619	10.327	6.572	3.742
			Elapsed	9.774	22.275	38.386	1:12.248	1:16.995	1:42.444	1:59.418	2:05.919	2:42.251	2:59.056	3:14.675	3:25.002	3:31.574	3:35.316
2	1	3:29.145	7:04.461	8.150	10.677	15.186	33.139	4.750	25.165	16.772	6.447	36.267	16.735	15.440	10.422	6.385	3.610
			Elapsed	8.150	18.827	34.013	1:07.152	1:11.902	1:37.067	1:53.839	2:00.286	2:36.553	2:53.288	3:08.728	3:19.150	3:25.535	3:29.145
3	1	3:30.482	10:34.943	8.103	10.513	15.208	33.654	4.747	25.286	16.760	6.510	36.456	16.713	15.911	10.568	6.466	3.587
			Elapsed	8.103	18.616	33.824	1:07.478	1:12.225	1:37.511	1:54.271	2:00.781	2:37.237	2:53.950	3:09.861	3:20.429	3:26.895	3:30.482
4	1	3:30.136	14:05.079	8.101	10.685	15.076	33.072	4.762	25.344	16.715	6.489	37.195	16.707	15.592	10.469	6.340	3.589
			Elapsed	8.101	18.786	33.862	1:06.934	1:11.696	1:37.040	1:53.755	2:00.244	2:37.439	2:54.146	3:09.738	3:20.207	3:26.547	3:30.136
5	1	3:28.919	17:33.998	8.082	10.314	14.963	33.063	4.745	25.294	16.668	6.486	36.464	16.668	15.673	10.498	6.389	3.612
			Elapsed	8.082	18.396	33.359	1:06.422	1:11.167	1:36.461	1:53.129	1:59.615	2:36.079	2:52.747	3:08.420	3:18.918	3:25.307	3:28.919
<b>17 Genesis Magma Racing</b>				1.André LOTTERER				2.Luis Felipe DERANI				3.Mathys JAUBERT				Genesis GMR-001-Hypercar	
1	2	4:41.310 B	4:41.310	44.003	15.423	19.932	39.865	4.930	27.824	17.748	7.001	39.634	17.499	19.035	11.518		
			Elapsed	44.003	59.426	1:19.358	1:59.223	2:04.153	2:31.977	2:49.725	2:56.726	3:36.360	3:53.859	4:12.894	4:24.412		4:41.310
2	2	4:50.725 B	9:32.035	1:03.907	14.289	18.472	36.210	4.840	26.760	17.285	6.866	38.376	17.236	17.662	11.927		
			Elapsed	1:03.907	1:18.196	1:36.668	2:12.878	2:17.718	2:44.478	3:01.763	3:08.629	3:47.005	4:04.241	4:21.903	4:33.830		4:50.725
3	2	4:49.048	14:21.083	1:09.588	15.316	19.112	36.821	4.856	26.118	17.435	6.786	38.153	17.036	16.635	10.877	6.730	3.585
			Elapsed	1:09.588	1:24.904	1:44.016	2:20.837	2:25.693	2:51.811	3:09.246	3:16.032	3:54.185	4:11.221	4:27.856	4:38.733	4:45.463	4:49.048
4	2	3:35.681	17:56.764	8.157	10.505	16.250	34.612	4.790	26.052	16.789	6.644	37.083	16.907	16.398	11.090	6.818	3.586
			Elapsed	8.157	18.662	34.912	1:09.524	1:14.314	1:40.366	1:57.155	2:03.799	2:40.882	2:57.789	3:14.187	3:25.277	3:32.095	3:35.681





# FIA WEC 94<sup>e</sup> Edition des 24 Heures d Warm Up

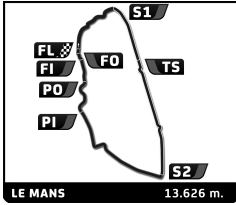


## Section Analysis

■ Personal Best ■ Session Best ■ Crossing the pit lane

Lap	D	Time	Elapsed	SCL2	Z4	IP1	Z12	SCLC	A7-1	IP2	A8-1	SCLB	PORIN	POROUT	SCL1	FORDOUT	FL
<b>19</b>	<b>Genesis Magma Racing</b>			1. Mathieu JAMINET				2. Paul-Loup CHATIN			3. Daniel JUNCADELLA				Genesis GMR-001-Hypercar		
1	3	4:33.521	4:33.521	49.039	14.644	19.254	37.267	4.956	27.395	17.795	7.048	39.430	17.344	18.287	11.029	6.421	3.612
			Elapsed	49.039	1:03.683	1:22.937	2:00.204	2:05.160	2:32.555	2:50.350	2:57.398	3:36.828	3:54.172	4:12.459	4:23.488	4:29.909	4:33.521
2	3	3:33.900	8:07.421	8.194	10.496	14.991	33.737	4.778	25.569	17.061	6.749	37.193	17.227	16.569	10.949	6.792	3.595
			Elapsed	8.194	18.690	33.681	1:07.418	1:12.196	1:37.765	1:54.826	2:01.575	2:38.768	2:55.995	3:12.564	3:23.513	3:30.305	3:33.900
3	3	3:28.805	11:36.226	8.178	10.220	14.770	33.037	4.797	25.372	16.897	6.563	36.500	16.901	15.459	10.410	6.161	3.540
			Elapsed	8.178	18.398	33.168	1:06.205	1:11.002	1:36.374	1:53.271	1:59.834	2:36.334	2:53.235	3:08.694	3:19.104	3:25.265	3:28.805
4	3	<b>3:27.310</b>	15:03.536	8.174	10.343	14.679	32.658	4.763	25.183	16.825	6.482	36.205	16.788	15.140	10.242	6.269	3.559
			Elapsed	8.174	18.517	33.196	1:05.854	1:10.617	1:35.800	1:52.625	1:59.107	2:35.312	2:52.100	3:07.240	3:17.482	3:23.751	3:27.310
<b>20</b>	<b>BMW M Team WRT</b>			1. Robin FRIJNS				2. René RAST			3. Sheldon VAN DER LINDE				BMW M Hybrid V8		
1	2	3:43.918	3:43.918	13.081	13.380	17.740	34.980	4.744	25.919	16.835	6.527	36.685	16.776	16.232	10.830	6.644	3.545
			Elapsed	13.081	26.461	44.201	1:19.181	1:23.925	1:49.844	2:06.679	2:13.206	2:49.891	3:06.667	3:22.899	3:33.729	3:40.373	3:43.918
2	2	3:28.739	7:12.657	8.070	10.434	14.987	33.106	4.740	25.290	16.606	6.449	36.218	16.659	15.653	10.556	6.415	3.556
			Elapsed	8.070	18.504	33.491	1:06.597	1:11.337	1:36.627	1:53.233	1:59.682	2:35.900	2:52.559	3:08.212	3:18.768	3:25.183	3:28.739
3	2	3:30.164	10:42.821	8.063	10.245	14.828	32.735	4.700	25.354	16.838	6.799	37.552	16.713	15.579	10.692	6.518	3.548
			Elapsed	8.063	18.308	33.136	1:05.871	1:10.571	1:35.925	1:52.763	1:59.562	2:37.114	2:53.827	3:09.406	3:20.098	3:26.616	3:30.164
4	2	3:31.718	14:14.539	8.063	10.370	15.107	33.803	4.714	25.366	16.697	6.441	36.200	16.758	17.046	11.173	6.378	3.602
			Elapsed	8.063	18.433	33.540	1:07.343	1:12.057	1:37.423	1:54.120	2:00.561	2:36.761	2:53.519	3:10.565	3:21.738	3:28.116	3:31.718
5	2	<b>3:28.315</b>	17:42.854	8.095	10.301	14.876	32.867	4.723	25.343	16.600	6.435	36.122	16.662	15.670	10.736	6.328	3.557
			Elapsed	8.095	18.396	33.272	1:06.139	1:10.862	1:36.205	1:52.805	1:59.240	2:35.362	2:52.024	3:07.694	3:18.430	3:24.758	3:28.315
<b>21</b>	<b>Vista AF Corse</b>			1. François HÉRIAU				2. Simon MANN			3. Alessio ROVERA				Ferrari 296 LMGT3 Evo		
1	3	4:40.397	4:40.397	30.918	15.441	19.248	41.649	5.592	30.493	21.190	7.621	42.876	21.922	19.594	12.613	7.371	3.869
			Elapsed	30.918	46.359	1:05.607	1:47.256	1:52.848	2:23.341	2:44.531	2:52.152	3:35.028	3:56.950	4:16.544	4:29.157	4:36.528	4:40.397
2	3	4:09.041 B	8:49.438	9.550	11.307	17.243	38.382	5.513	29.436	19.768	7.027	41.638	19.825	19.050	12.818		
			Elapsed	9.550	20.857	38.100	1:16.482	1:21.995	1:51.431	2:11.199	2:18.226	2:59.864	3:19.689	3:38.739	3:51.557		4:09.041
3	3	4:51.884 B	13:41.322	52.411	12.357	16.944	38.153	5.506	29.533	19.920	7.062	41.571	19.805	18.737	12.685		
			Elapsed	52.411	1:04.768	1:21.712	1:59.865	2:05.371	2:34.904	2:54.824	3:01.886	3:43.457	4:03.262	4:21.999	4:34.684		4:51.884





# FIA WEC 94<sup>e</sup> Edition des 24 Heures d Warm Up

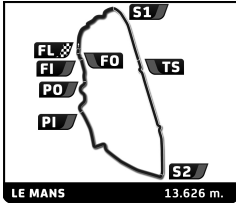


## Section Analysis

■ Personal Best ■ Session Best B Crossing the pit lane

Lap	D	Time	Elapsed	SCL2	Z4	IP1	Z12	SCLC	A7-1	IP2	A8-1	SCLB	PORIN	POROUT	SCL1	FORDOUT	FL						
<b>22</b>				<b>United Autosports</b>				<b>1.Rasmus LINDH</b>				<b>2.Grégoire SAUCY</b>				<b>3.Mikkel JENSEN</b>				<b>Oreca 07 - Gibson</b>			
1	3	4:47.573	4:47.573	1:00.819	14.371	18.369	37.109	5.213	27.716	18.273	6.712	39.807	18.445	16.588	11.512	8.842	3.797						
			Elapsed	1:00.819	1:15.190	1:33.559	2:10.668	2:15.881	2:43.597	3:01.870	3:08.582	3:48.389	4:06.834	4:23.422	4:34.934	4:43.776	4:47.573						
2	3	<b>3:39.795</b>	8:27.368	8.958	<b>10.450</b>	<b>15.385</b>	<b>34.794</b>	5.169	26.746	17.954	<b>6.627</b>	38.347	18.269	16.290	<b>10.797</b>	6.315	<b>3.694</b>						
			Elapsed	8.958	19.408	34.793	1:09.587	1:14.756	1:41.502	1:59.456	2:06.083	2:44.430	3:02.699	3:18.989	3:29.786	3:36.101	3:39.795						
3	3	3:43.735	12:11.103	<b>8.861</b>	11.108	17.491	35.294	5.167	<b>26.697</b>	<b>17.904</b>	6.834	<b>38.297</b>	18.327	16.632	11.143	<b>6.283</b>	3.697						
			Elapsed	8.861	19.969	37.460	1:12.754	1:17.921	1:44.618	2:02.522	2:09.356	2:47.653	3:05.980	3:22.612	3:33.755	3:40.038	3:43.735						
4	3	3:42.314	15:53.417	8.895	10.824	16.239	35.284	<b>5.151</b>	26.807	18.407	6.975	38.542	<b>18.159</b>	<b>15.770</b>	11.167	6.397	3.697						
			Elapsed	8.895	19.719	35.958	1:11.242	1:16.393	1:43.200	2:01.607	2:08.582	2:47.124	3:05.283	3:21.053	3:32.220	3:38.617	3:42.314						
<b>23</b>				<b>Heart of Racing Team</b>				<b>1.Gray NEWELL</b>				<b>2.Eduardo BARRICHELLO</b>				<b>3.Jonny ADAM</b>				<b>Aston Martin Vantage AMR LMGT3</b>			
1	3	5:38.389 B	5:38.389	1:31.640	14.159	19.621	41.570	5.681	29.797	19.538	7.140	41.807	19.913	18.513	12.101								
			Elapsed	1:31.640	1:45.799	2:05.420	2:46.990	2:52.671	3:22.468	3:42.006	3:49.146	4:30.953	4:50.866	5:09.379	5:21.480		5:38.389						
2	1	5:31.892 B	11:10.281	1:28.318	<b>12.645</b>	19.537	38.955	5.603	<b>29.345</b>	19.538	7.036	41.777	19.920	18.697	<b>12.053</b>								
			Elapsed	1:28.318	1:40.963	2:00.500	2:39.455	2:45.058	3:14.403	3:33.941	3:40.977	4:22.754	4:42.674	5:01.371	5:13.424		5:31.892						
3	2	5:06.300 B	16:16.581	<b>1:07.809</b>	13.540	<b>17.919</b>	<b>37.863</b>	<b>5.534</b>	29.638	<b>19.513</b>	<b>7.013</b>	<b>40.971</b>	<b>19.699</b>	<b>18.291</b>	12.056								
			Elapsed	1:07.809	1:21.349	1:39.268	2:17.131	2:22.665	2:52.303	3:11.816	3:18.829	3:59.800	4:19.499	4:37.790	4:49.846		5:06.300						
<b>24</b>				<b>Nielsen Racing</b>				<b>1.David HEINEMEIER HANSSON</b>				<b>2.Edward PEARSON</b>				<b>3.Jack DOOHAN</b>				<b>Oreca 07 - Gibson</b>			
1	3	5:03.961 B	5:03.961	<b>1:08.025</b>	13.953	18.536	37.690	5.266	27.802	19.021	7.194	39.352	23.159	<b>16.035</b>	<b>11.054</b>								
			Elapsed	1:08.025	1:21.978	1:40.514	2:18.204	2:23.470	2:51.272	3:10.293	3:17.487	3:56.839	4:19.998	4:36.033	4:47.087		5:03.961						
2	1	5:35.939 B	10:39.900	1:45.794	13.800	18.165	37.217	5.230	28.446	<b>18.577</b>	<b>6.791</b>	39.125	18.372	16.128	11.207								
			Elapsed	1:45.794	1:59.594	2:17.759	2:54.976	3:00.206	3:28.652	3:47.229	3:54.020	4:33.145	4:51.517	5:07.645	5:18.852		5:35.939						
3	2	5:23.317	16:03.217	1:42.037	<b>13.409</b>	<b>17.324</b>	<b>36.080</b>	<b>5.180</b>	<b>27.430</b>	18.872	7.074	<b>38.961</b>	<b>18.226</b>	16.421	11.905	<b>6.648</b>	<b>3.750</b>						
			Elapsed	1:42.037	1:55.446	2:12.770	2:48.850	2:54.030	3:21.460	3:40.332	3:47.406	4:26.367	4:44.593	5:01.014	5:12.919	5:19.567	5:23.317						
<b>25</b>				<b>Algarve Pro Racing</b>				<b>1.Michael JENSEN</b>				<b>2.Enzo TRULLI</b>				<b>3.Jake HUGHES</b>				<b>Oreca 07 - Gibson</b>			
1	1	4:26.347	4:26.347	29.880	15.200	18.837	39.688	5.433	29.700	19.211	7.511	40.998	18.703	17.909	12.168	7.272	3.837						
			Elapsed	29.880	45.080	1:03.917	1:43.605	1:49.038	2:18.738	2:37.949	2:45.460	3:26.458	3:45.161	4:03.070	4:15.238	4:22.510	4:26.347						
2	1	3:50.715	8:17.062	9.033	11.453	16.677	36.625	5.223	27.855	18.382	7.107	<b>39.415</b>	<b>18.400</b>	17.484	12.007	7.185	3.869						
			Elapsed	9.033	20.486	37.163	1:13.788	1:19.011	1:46.866	2:05.248	2:12.355	2:51.770	3:10.170	3:27.654	3:39.661	3:46.846	3:50.715						
3	1	<b>3:48.512</b>	12:05.574	<b>8.953</b>	<b>10.874</b>	<b>16.397</b>	36.213	<b>5.193</b>	27.702	18.537	7.034	39.438	18.457	17.467	<b>11.593</b>	<b>6.829</b>	<b>3.825</b>						
			Elapsed	8.953	19.827	36.224	1:12.437	1:17.630	1:45.332	2:03.869	2:10.903	2:50.341	3:08.798	3:26.265	3:37.858	3:44.687	3:48.512						
4	1	3:49.996	15:55.570	8.963	11.170	16.628	<b>36.157</b>	5.201	<b>27.570</b>	<b>18.294</b>	<b>6.937</b>	40.030	18.428	<b>16.959</b>	11.781	7.955	3.923						
			Elapsed	8.963	20.133	36.761	1:12.918	1:18.119	1:45.689	2:03.983	2:10.920	2:50.950	3:09.378	3:26.337	3:38.118	3:46.073	3:49.996						





# FIA WEC 94<sup>e</sup> Edition des 24 Heures d Warm Up

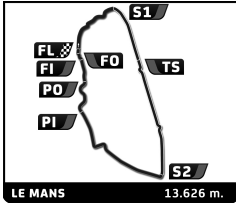


## Section Analysis

■ Personal Best    
 ■ Session Best    
 ■ B Crossing the pit lane

Lap	D	Time	Elapsed	SCL2	Z4	IP1	Z12	SCLC	A7-1	IP2	A8-1	SCLB	PORIN	POROUT	SCL1	FORDOUT	FL
<b>26</b>		<b>Vector Sport</b>		1. Ryan CULLEN			2. Vladislav LOMKO			3. Pietro FITTIPALDI			Oreca 07 - Gibson				
1	3	4:40.863	4:40.863	54.565	14.586	19.441	38.544	5.224	27.747	18.308	6.745	39.217	18.384	16.465	11.311	6.630	3.696
			Elapsed	54.565	1:09.151	1:28.592	2:07.136	2:12.360	2:40.107	2:58.415	3:05.160	3:44.377	4:02.761	4:19.226	4:30.537	4:37.167	4:40.863
2	3	3:43.582	8:24.445	8.823	10.455	15.532	34.880	5.169	26.687	17.915	6.580	38.481	18.558	18.292	11.721	6.820	3.669
			Elapsed	8.823	19.278	34.810	1:09.690	1:14.859	1:41.546	1:59.461	2:06.041	2:44.522	3:03.080	3:21.372	3:33.093	3:39.913	3:43.582
3	3	3:42.237	12:06.682	8.840	10.257	15.645	34.879	5.148	26.639	17.875	6.573	39.131	18.256	17.789	11.147	6.325	3.733
			Elapsed	8.840	19.097	34.742	1:09.621	1:14.769	1:41.408	1:59.283	2:05.856	2:44.987	3:03.243	3:21.032	3:32.179	3:38.504	3:42.237
4	3	3:38.786	15:45.468	8.863	10.337	15.414	34.489	5.135	26.702	17.856	6.810	38.445	18.104	15.689	10.944	6.231	3.767
			Elapsed	8.863	19.200	34.614	1:09.103	1:14.238	1:40.940	1:58.796	2:05.606	2:44.051	3:02.155	3:17.844	3:28.788	3:35.019	3:38.786
<b>27</b>		<b>Heart of Racing Team</b>		1. Ian JAMES			2. Zacharie ROBICHON			3. Mattia DRUDI			Aston Martin Vantage AMR LMGT3				
1	2	5:36.996 B	5:36.996	1:29.812	14.794	20.327	40.609	5.633	29.790	19.608	7.142	41.938	19.944	18.515	12.210		
			Elapsed	1:29.812	1:44.606	2:04.933	2:45.542	2:51.175	3:20.965	3:40.573	3:47.715	4:29.653	4:49.597	5:08.112	5:20.322		5:36.996
2	1	5:27.618 B	11:04.614	1:13.743	13.848	19.472	40.226	5.647	29.856	19.828	7.211	45.309	20.343	21.856	12.756		
			Elapsed	1:13.743	1:27.591	1:47.063	2:27.289	2:32.936	3:02.792	3:22.620	3:29.831	4:15.140	4:35.483	4:57.339	5:10.095		5:27.618
3	3	5:03.706 B	16:08.320	1:05.251	12.414	17.122	38.261	5.590	29.420	19.497	7.019	41.364	19.799	19.029	12.162		
			Elapsed	1:05.251	1:17.665	1:34.787	2:13.048	2:18.638	2:48.058	3:07.555	3:14.574	3:55.938	4:15.737	4:34.766	4:46.928		5:03.706
<b>28</b>		<b>IDEC SPORT</b>		1. Paul LAFARGUE			2. Valerio RINICELLA			3. Job VAN UITERT			Oreca 07 - Gibson				
1	3	4:01.451	4:01.451	16.791	15.082	19.314	37.205	5.247	27.862	18.497	6.853	39.117	18.383	15.996	10.970	6.386	3.748
			Elapsed	16.791	31.873	51.187	1:28.392	1:33.639	2:01.501	2:19.998	2:26.851	3:05.968	3:24.351	3:40.347	3:51.317	3:57.703	4:01.451
2	3	3:39.995	7:41.446	8.998	10.579	15.492	34.811	5.217	27.030	18.103	6.623	38.723	18.347	15.544	10.789	6.100	3.639
			Elapsed	8.998	19.577	35.069	1:09.880	1:15.097	1:42.127	2:00.230	2:06.853	2:45.576	3:03.923	3:19.467	3:30.256	3:36.356	3:39.995
3	3	3:38.067	11:19.513	8.924	10.134	15.163	34.316	5.149	26.720	18.011	6.511	38.468	18.323	15.651	10.814	6.184	3.699
			Elapsed	8.924	19.058	34.221	1:08.537	1:13.686	1:40.406	1:58.417	2:04.928	2:43.396	3:01.719	3:17.370	3:28.184	3:34.368	3:38.067
4	3	3:38.406	14:57.919	8.952	10.275	15.274	34.382	5.149	26.811	18.063	6.629	38.353	18.277	15.568	10.838	6.185	3.650
			Elapsed	8.952	19.227	34.501	1:08.883	1:14.032	1:40.843	1:58.906	2:05.535	2:43.888	3:02.165	3:17.733	3:28.571	3:34.756	3:38.406
5	3	3:39.025	18:36.944	8.921	10.347	15.304	34.403	5.144	26.802	18.074	6.768	38.290	18.222	15.921	10.899	6.251	3.679
			Elapsed	8.921	19.268	34.572	1:08.975	1:14.119	1:40.921	1:58.995	2:05.763	2:44.053	3:02.275	3:18.196	3:29.095	3:35.346	3:39.025





# FIA WEC 94<sup>e</sup> Edition des 24 Heures d Warm Up

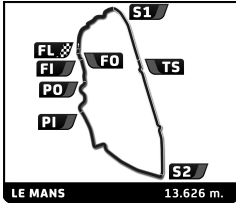


## Section Analysis

■ Personal Best   ■ Session Best   B Crossing the pit lane

Lap	D	Time	Elapsed	SCL2	Z4	IP1	Z12	SCLC	A7-1	IP2	A8-1	SCLB	PORIN	POROUT	SCL1	FORDOUT	FL
<b>29 Forestier Racing by Panis</b>				1. Louis ROUSSET				2. Esteban MASSON				3. Oliver GRAY				Oreca 07 - Gibson	
1	2	4:27.937	4:27.937	46.873	13.458	18.820	37.727	5.176	27.204	17.955	6.665	38.584	18.115	15.921	11.129	6.597	3.713
			Elapsed	46.873	1:00.331	1:19.151	1:56.878	2:02.054	2:29.258	2:47.213	2:53.878	3:32.462	3:50.577	4:06.498	4:17.627	4:24.224	4:27.937
2	2	3:48.396	8:16.333	8.823	10.614	15.853	34.773	5.116	26.695	17.747	11.461	40.542	18.041	16.574	11.394	7.001	3.762
			Elapsed	8.823	19.437	35.290	1:10.063	1:15.179	1:41.874	1:59.621	2:11.082	2:51.624	3:09.665	3:26.239	3:37.633	3:44.634	3:48.396
3	2	<b>3:38.358</b>	11:54.691	8.847	10.797	<b>15.657</b>	<b>34.551</b>	5.152	<b>26.597</b>	<b>17.738</b>	6.941	38.159	18.029	<b>15.320</b>	<b>10.593</b>	6.273	<b>3.704</b>
			Elapsed	8.847	19.644	35.301	1:09.852	1:15.004	1:41.601	1:59.339	2:06.280	2:44.439	3:02.468	3:17.788	3:28.381	3:34.654	3:38.358
4	2	3:39.649	15:34.340	<b>8.820</b>	<b>10.432</b>	15.705	35.880	5.505	26.919	17.842	<b>6.603</b>	<b>37.911</b>	<b>18.011</b>	15.380	<b>10.682</b>	<b>6.227</b>	3.732
			Elapsed	8.820	19.252	34.957	1:10.837	1:16.342	1:43.261	2:01.103	2:07.706	2:45.617	3:03.628	3:19.008	3:29.690	3:35.917	3:39.649
<b>30 Duqueine Team</b>				1. Doriane PIN				2. Julien ANDLAUER				3. Richard VERSCHOOR				Oreca 07 - Gibson	
1	2	5:10.377	5:10.377	1:25.577	14.307	18.736	37.769	5.220	27.551	18.463	6.718	39.039	18.449	16.474	11.561	6.797	3.716
			Elapsed	1:25.577	1:39.884	1:58.620	2:36.389	2:41.609	3:09.160	3:27.623	3:34.341	4:13.380	4:31.829	4:48.303	4:59.864	5:06.661	5:10.377
2	2	3:43.281	8:53.658	8.899	10.788	<b>15.360</b>	<b>34.602</b>	5.136	26.809	18.102	6.609	38.558	18.231	18.055	11.596	6.830	<b>3.706</b>
			Elapsed	8.899	19.687	35.047	1:09.649	1:14.785	1:41.594	1:59.696	2:06.305	2:44.863	3:03.094	3:21.149	3:32.745	3:39.575	3:43.281
3	2	<b>3:40.659</b>	12:34.317	<b>8.870</b>	<b>10.555</b>	15.837	34.899	<b>5.123</b>	26.921	18.044	6.888	<b>38.469</b>	18.181	<b>15.784</b>	<b>10.923</b>	<b>6.414</b>	3.751
			Elapsed	8.870	19.425	35.262	1:10.161	1:15.284	1:42.205	2:00.249	2:07.137	2:45.606	3:03.787	3:19.571	3:30.494	3:36.908	3:40.659
4	2	3:47.823 B	16:22.140	8.881	10.651	16.047	34.999	5.143	<b>26.725</b>	<b>17.938</b>	<b>6.575</b>	39.192	<b>18.082</b>	16.168	11.131		
			Elapsed	8.881	19.532	35.579	1:10.578	1:15.721	1:42.446	2:00.384	2:06.959	2:46.151	3:04.233	3:20.401	3:31.532		3:47.823
<b>32 Team WRT</b>				1. Darren LEUNG				2. Sean GELAEL				3. Augusto FARFUS				BMW M4 LMGT3 Evo	
1	3	4:09.561	4:09.561	14.436	14.304	18.149	39.067	5.497	29.386	20.110	7.057	41.384	<b>19.649</b>	18.154	12.000	6.502	<b>3.866</b>
			Elapsed	14.436	28.740	46.889	1:25.956	1:31.453	2:00.839	2:20.949	2:28.006	3:09.390	3:29.039	3:47.193	3:59.193	4:05.695	4:09.561
2	3	<b>3:57.606</b>	8:07.167	<b>9.552</b>	<b>10.910</b>	<b>16.751</b>	37.632	<b>5.494</b>	<b>29.143</b>	19.648	6.802	41.427	19.722	18.129	12.041	<b>6.482</b>	<b>3.873</b>
			Elapsed	9.552	20.462	37.213	1:14.845	1:20.339	1:49.482	2:09.130	2:15.932	2:57.359	3:17.081	3:35.210	3:47.251	3:53.733	3:57.606
3	3	4:04.135 B	12:11.302	<b>9.552</b>	11.417	17.087	<b>37.399</b>	5.540	29.233	<b>19.532</b>	<b>6.762</b>	<b>40.998</b>	19.756	<b>18.031</b>	<b>11.977</b>		
			Elapsed	9.552	20.969	38.056	1:15.455	1:20.995	1:50.228	2:09.760	2:16.522	2:57.520	3:17.276	3:35.307	3:47.284		4:04.135
<b>33 TF Sport</b>				1. Ben KEATING				2. Jonny EDGAR				3. Nicky CATSBURG				Corvette Z06 LMGT3.R	
1	2	4:27.451	4:27.451	35.422	13.474	18.057	38.767	5.502	29.400	19.215	6.842	40.847	19.616	18.156	11.898	6.439	<b>3.816</b>
			Elapsed	35.422	48.896	1:06.953	1:45.720	1:51.222	2:20.622	2:39.837	2:46.679	3:27.526	3:47.142	4:05.298	4:17.196	4:23.635	4:27.451
2	2	<b>3:54.825</b>	8:22.276	<b>9.488</b>	10.818	16.516	37.383	<b>5.487</b>	<b>28.729</b>	<b>19.138</b>	6.866	40.798	19.577	<b>17.919</b>	<b>11.761</b>	6.472	3.873
			Elapsed	9.488	20.306	36.822	1:14.205	1:19.692	1:48.421	2:07.559	2:14.425	2:55.223	3:14.800	3:32.719	3:44.480	3:50.952	3:54.825
3	2	3:54.970	12:17.246	9.522	<b>10.586</b>	<b>16.468</b>	<b>37.235</b>	5.526	28.749	19.206	6.955	40.836	<b>19.462</b>	18.095	12.048	<b>6.398</b>	3.884
			Elapsed	9.522	20.108	36.576	1:13.811	1:19.337	1:48.086	2:07.292	2:14.247	2:55.083	3:14.545	3:32.640	3:44.688	3:51.086	3:54.970
4	2	3:56.675	16:13.921	9.536	10.937	16.828	37.262	5.503	29.130	19.371	<b>6.788</b>	<b>40.657</b>	19.635	18.576	12.124	6.471	3.857
			Elapsed	9.536	20.473	37.301	1:14.563	1:20.066	1:49.196	2:08.567	2:15.355	2:56.012	3:15.647	3:34.223	3:46.347	3:52.818	3:56.675





# FIA WEC 94<sup>e</sup> Edition des 24 Heures d Warm Up

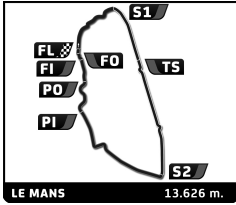
## Section Analysis



■ Personal Best    
 ■ Session Best    
 ■ Crossing the pit lane

Lap	D	Time	Elapsed	SCL2	Z4	IP1	Z12	SCLC	A7-1	IP2	A8-1	SCLB	PORIN	POROUT	SCL1	FORDOUT	FL
<b>34</b>		<b>Racing Team Turkey by TF</b>			1. Peter DEMPSEY			2. Salih YOLUÇ			3. Charlie EASTWOOD			Corvette Z06 LMG3.R			
1	1	4:29.040	4:29.040	32.269	14.370	19.262	39.397	5.517	30.239	19.195	6.947	40.847	19.536	18.494	12.129	6.830	4.008
			Elapsed	32.269	46.639	1:05.901	1:45.298	1:50.815	2:21.054	2:40.249	2:47.196	3:28.043	3:47.579	4:06.073	4:18.202	4:25.032	4:29.040
2	1	3:57.308	8:26.348	9.556	10.829	16.579	37.227	5.507	28.711	19.240	6.804	40.645	19.572	18.790	12.416	7.514	3.918
			Elapsed	9.556	20.385	36.964	1:14.191	1:19.698	1:48.409	2:07.649	2:14.453	2:55.098	3:14.670	3:33.460	3:45.876	3:53.390	3:57.308
3	1	3:57.869	12:24.217	9.486	11.376	16.907	37.929	5.517	28.949	19.267	6.866	40.875	19.663	18.419	11.915	6.650	4.050
			Elapsed	9.486	20.862	37.769	1:15.698	1:21.215	1:50.164	2:09.431	2:16.297	2:57.172	3:16.835	3:35.254	3:47.169	3:53.819	3:57.869
4	1	3:56.393	16:20.610	9.604	10.749	16.537	37.401	5.521	28.997	19.267	6.816	41.247	19.740	18.159	11.886	6.561	3.908
			Elapsed	9.604	20.353	36.890	1:14.291	1:19.812	1:48.809	2:08.076	2:14.892	2:56.139	3:15.879	3:34.038	3:45.924	3:52.485	3:56.393
<b>35</b>		<b>Alpine Endurance Team</b>			1. António FÉLIX DA COSTA			2. Charles MILESI			3. Ferdinand HABSBURG			Alpine A424			
1	3	4:50.992 <b>B</b>	4:50.992	59.920	15.910	19.839	36.948	4.933	27.381	17.918	6.996	38.288	17.841	17.103	11.194		
			Elapsed	59.920	1:15.830	1:35.669	2:12.617	2:17.550	2:44.931	3:02.849	3:09.845	3:48.133	4:05.974	4:23.077	4:34.271		4:50.992
2	3	6:04.865	10:55.857	2:37.462	13.278	15.954	33.088	4.743	25.234	16.605	6.462	36.691	16.765	17.185	11.187	6.659	3.552
			Elapsed	2:37.462	2:50.740	3:06.694	3:39.782	3:44.525	4:09.759	4:26.364	4:32.826	5:09.517	5:26.282	5:43.467	5:54.654	6:01.313	6:04.865
3	3	3:28.143	14:24.000	8.109	10.559	14.942	32.662	4.788	25.170	16.772	6.435	36.281	16.700	15.358	10.383	6.386	3.598
			Elapsed	8.109	18.668	33.610	1:06.272	1:11.060	1:36.230	1:53.002	1:59.437	2:35.718	2:52.418	3:07.776	3:18.159	3:24.545	3:28.143
4	3	3:29.433	17:53.433	8.125	10.324	14.766	33.557	4.738	25.394	16.426	6.485	36.120	16.693	16.150	10.694	6.396	3.565
			Elapsed	8.125	18.449	33.215	1:06.772	1:11.510	1:36.904	1:53.330	1:59.815	2:35.935	2:52.628	3:08.778	3:19.472	3:25.868	3:29.433
<b>36</b>		<b>Alpine Endurance Team</b>			1. Frédéric MAKOWIECKI			2. Jules GOUNON			3. Victor MARTINS			Alpine A424			
1	1	4:57.968 <b>B</b>	4:57.968	1:04.431	15.863	20.683	38.990	5.000	27.568	17.554	7.146	37.992	17.059	18.163	11.020		
			Elapsed	1:04.431	1:20.294	1:40.977	2:19.967	2:24.967	2:52.535	3:10.089	3:17.235	3:55.227	4:12.286	4:30.449	4:41.469		4:57.968
2	1	6:35.712	11:33.680	3:11.491	11.901	15.607	34.312	4.724	25.400	16.737	6.530	36.316	16.827	15.599	10.417	6.344	3.507
			Elapsed	3:11.491	3:23.392	3:38.999	4:13.311	4:18.035	4:43.435	5:00.172	5:06.702	5:43.018	5:59.845	6:15.444	6:25.861	6:32.205	6:35.712
3	1	3:27.308	15:00.988	8.059	10.122	14.997	32.759	4.738	25.152	16.591	6.403	36.191	16.677	15.320	10.399	6.330	3.570
			Elapsed	8.059	18.181	33.178	1:05.937	1:10.675	1:35.827	1:52.418	1:58.821	2:35.012	2:51.689	3:07.009	3:17.408	3:23.738	3:27.308
<b>37</b>		<b>CLX Motorsport</b>			1. Adrien CLOSMENIL			2. Ian AGUILERA			3. Theodor JENSEN			Oreca 07 - Gibson			
1	2	4:54.663	4:54.663	1:05.246	15.110	18.873	37.770	5.284	28.131	18.474	6.856	39.968	18.327	17.376	12.241	7.205	3.802
			Elapsed	1:05.246	1:20.356	1:39.229	2:16.999	2:22.283	2:50.414	3:08.888	3:15.744	3:55.712	4:14.039	4:31.415	4:43.656	4:50.861	4:54.663
2	2	3:45.573	8:40.236	8.989	10.975	16.068	35.373	5.161	27.045	18.123	6.625	38.681	18.567	18.034	11.465	6.701	3.766
			Elapsed	8.989	19.964	36.032	1:11.405	1:16.566	1:43.611	2:01.734	2:08.359	2:47.040	3:05.607	3:23.641	3:35.106	3:41.807	3:45.573
3	2	3:41.505	12:21.741	8.886	10.562	15.606	34.981	5.141	26.778	18.074	6.617	38.918	18.087	16.911	10.864	6.300	3.780
			Elapsed	8.886	19.448	35.054	1:10.035	1:15.176	1:41.954	2:00.028	2:06.645	2:45.563	3:03.650	3:20.561	3:31.425	3:37.725	3:41.505
4	2	3:41.976	16:03.717	8.891	10.749	15.569	34.997	5.166	26.877	18.467	6.770	39.007	18.099	15.796	11.199	6.628	3.761
			Elapsed	8.891	19.640	35.209	1:10.206	1:15.372	1:42.249	2:00.716	2:07.486	2:46.493	3:04.592	3:20.388	3:31.587	3:38.215	3:41.976





# FIA WEC 94<sup>e</sup> Edition des 24 Heures d Warm Up

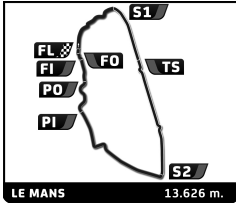


## Section Analysis

■ Personal Best ■ Session Best B Crossing the pit lane

Lap	D	Time	Elapsed	SCL2	Z4	IP1	Z12	SCLC	A7-1	IP2	A8-1	SCLB	PORIN	POROUT	SCL1	FORDOUT	FL
<b>38 Cadillac Hertz Team Jota</b>																	
				1.Sébastien BOURDAIS				2.Earl BAMBER				3.Jack AITKEN				Cadillac V-Series.R	
1	2	4:20.184	4:20.184	39.765	13.417	18.685	36.216	4.774	26.106	17.572	6.865	36.720	17.054	17.398	11.531	7.831	6.250
			Elapsed	39.765	53.182	1:11.867	1:48.083	1:52.857	2:18.963	2:36.535	2:43.400	3:20.120	3:37.174	3:54.572	4:06.103	4:13.934	4:20.184
2	2	3:33.937	7:54.121	11.745	11.098	15.243	32.987	4.729	25.400	16.714	6.512	36.724	16.855	15.543	10.368	6.507	3.512
			Elapsed	11.745	22.843	38.086	1:11.073	1:15.802	1:41.202	1:57.916	2:04.428	2:41.152	2:58.007	3:13.550	3:23.918	3:30.425	3:33.937
3	2	3:30.628	11:24.749	8.136	10.282	16.866	33.056	4.737	25.391	16.642	6.673	36.321	16.870	15.462	10.394	6.300	3.498
			Elapsed	8.136	18.418	35.284	1:08.340	1:13.077	1:38.468	1:55.110	2:01.783	2:38.104	2:54.974	3:10.436	3:20.830	3:27.130	3:30.628
4	2	3:28.156	14:52.905	8.148	10.636	14.820	32.930	4.725	25.310	16.650	6.391	36.349	16.798	15.255	10.383	6.240	3.521
			Elapsed	8.148	18.784	33.604	1:06.534	1:11.259	1:36.569	1:53.219	1:59.610	2:35.959	2:52.757	3:08.012	3:18.395	3:24.635	3:28.156
5	2	3:34.479 B	18:27.384	8.142	10.703	14.925	32.938	4.717	25.314	16.656	6.409	36.280	16.772	15.244	10.334		
			Elapsed	8.142	18.845	33.770	1:06.708	1:11.425	1:36.739	1:53.395	1:59.804	2:36.084	2:52.856	3:08.100	3:18.434		3:34.479
<b>43 Inter Europol Competition</b>																	
				1.Jakub SMIECHOWSKI				2.Tom DILLMANN				3.Nicholas YELLOLY				Oreca 07 - Gibson	
1	1	5:05.011	5:05.011	1:15.210	15.163	19.130	38.631	5.270	28.477	18.536	7.045	39.926	18.420	17.144	11.566	6.711	3.782
			Elapsed	1:15.210	1:30.373	1:49.503	2:28.134	2:33.404	3:01.881	3:20.417	3:27.462	4:07.388	4:25.808	4:42.952	4:54.518	5:01.229	5:05.011
2	1	3:48.016	8:53.027	8.926	10.951	16.219	35.835	5.166	27.196	18.059	6.738	40.185	18.810	18.058	11.602	6.485	3.786
			Elapsed	8.926	19.877	36.096	1:11.931	1:17.097	1:44.293	2:02.352	2:09.090	2:49.275	3:08.085	3:26.143	3:37.745	3:44.230	3:48.016
3	1	3:50.718 B	12:43.745	8.922	10.872	15.777	34.895	5.163	27.037	18.339	7.158	39.380	18.297	16.358	11.287		
			Elapsed	8.922	19.794	35.571	1:10.466	1:15.629	1:42.666	2:01.005	2:08.163	2:47.543	3:05.840	3:22.198	3:33.485		3:50.718
4	1	4:53.523	17:37.268	1:15.341	12.242	16.101	35.992	5.169	27.877	18.311	6.721	39.527	18.287	16.377	11.314	6.489	3.775
			Elapsed	1:15.341	1:27.583	1:43.684	2:19.676	2:24.845	2:52.722	3:11.033	3:17.754	3:57.281	4:15.568	4:31.945	4:43.259	4:49.748	4:53.523
<b>44 Proton Competition</b>																	
				1.Horst Jr FELBERMAYR				2.Horst Felix FELBERMAYR				3.Lorenzo FLUXA				Oreca 07 - Gibson	
1	3	5:14.004	5:14.004	1:23.827	14.456	19.766	39.207	5.310	28.547	19.528	7.067	39.964	18.437	16.347	11.233	6.473	3.842
			Elapsed	1:23.827	1:38.283	1:58.049	2:37.256	2:42.566	3:11.113	3:30.641	3:37.708	4:17.672	4:36.109	4:52.456	5:03.689	5:10.162	5:14.004
2	3	3:48.281 B	9:02.285	8.972	11.227	15.738	35.234	5.198	27.041	18.181	6.675	38.663	18.218	15.985	11.031		
			Elapsed	8.972	20.199	35.937	1:11.171	1:16.369	1:43.410	2:01.591	2:08.266	2:46.929	3:05.147	3:21.132	3:32.163		3:48.281
3	1	5:16.011	14:18.296	1:11.882	16.261	19.555	40.725	5.462	29.083	19.407	7.632	41.732	19.858	19.236	13.895	7.345	3.938
			Elapsed	1:11.882	1:28.143	1:47.698	2:28.423	2:33.885	3:02.968	3:22.375	3:30.007	4:11.739	4:31.597	4:50.833	5:04.728	5:12.073	5:16.011
4	1	4:00.215 B	18:18.511	9.083	11.591	16.656	36.809	5.236	27.712	18.578	7.102	40.130	18.613	17.699	13.289		
			Elapsed	9.083	20.674	37.330	1:14.139	1:19.375	1:47.087	2:05.665	2:12.767	2:52.897	3:11.510	3:29.209	3:42.498		4:00.215





# FIA WEC 94<sup>o</sup> Edition des 24 Heures d Warm Up

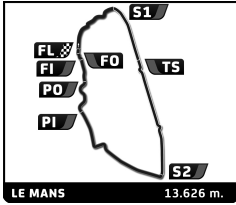


## Section Analysis

■ Personal Best ■ Session Best ■ Crossing the pit lane

Lap	D	Time	Elapsed	SCL2	Z4	IP1	Z12	SCLC	A7-1	IP2	A8-1	SCLB	PORIN	POROUT	SCL1	FORDOUT	FL
<b>48</b>	<b>RD Limited</b>			1.Fred POORDAD			2.Tristan VAUTIER			3.Romain DUMAS			Oreca 07 - Gibson				
1	3	4:48.998	4:48.998	52.770	15.264	19.653	39.278	5.289	29.523	18.890	7.024	39.465	18.418	16.569	11.860	11.146	3.849
			Elapsed	52.770	1:08.034	1:27.687	2:06.965	2:12.254	2:41.777	3:00.667	3:07.691	3:47.156	4:05.574	4:22.143	4:34.003	4:45.149	4:48.998
2	3	3:42.356	8:31.354	8.945	10.824	15.622	35.254	5.143	27.232	18.167	6.637	38.700	18.166	15.961	11.200	6.758	3.747
			Elapsed	8.945	19.769	35.391	1:10.645	1:15.788	1:43.020	2:01.187	2:07.824	2:46.524	3:04.690	3:20.651	3:31.851	3:38.609	3:42.356
3	3	3:41.550	12:12.904	8.826	10.684	15.576	34.995	5.121	26.990	18.039	6.601	38.649	18.171	16.588	11.049	6.498	3.763
			Elapsed	8.826	19.510	35.086	1:10.081	1:15.202	1:42.192	2:00.231	2:06.832	2:45.481	3:03.652	3:20.240	3:31.289	3:37.787	3:41.550
4	3	3:42.016	15:54.920	8.829	10.612	16.075	34.847	5.139	26.964	17.971	6.755	38.682	18.109	16.053	11.148	7.020	3.812
			Elapsed	8.829	19.441	35.516	1:10.363	1:15.502	1:42.466	2:00.437	2:07.192	2:45.874	3:03.983	3:20.036	3:31.184	3:38.204	3:42.016
<b>50</b>	<b>Ferrari AF Corse</b>			1.Antonio FUOCO			2.Nicklas NIELSEN			3.Miguel MOLINA			Ferrari 499P				
1	1	3:53.470	3:53.470	24.012	13.452	17.135	35.076	4.753	26.450	16.782	6.529	36.452	16.726	15.357	10.317	6.895	3.534
			Elapsed	24.012	37.464	54.599	1:29.675	1:34.428	2:00.878	2:17.660	2:24.189	3:00.641	3:17.367	3:32.724	3:43.041	3:49.936	3:53.470
2	1	3:26.896	7:20.366	8.059	10.299	14.735	32.618	4.759	25.163	16.516	6.457	35.855	16.592	15.530	10.333	6.396	3.584
			Elapsed	8.059	18.358	33.093	1:05.711	1:10.470	1:35.633	1:52.149	1:58.606	2:34.461	2:51.053	3:06.583	3:16.916	3:23.312	3:26.896
3	1	3:33.650 B	10:54.016	8.073	10.066	14.698	32.431	4.761	24.941	16.348	6.536	36.321	16.674	16.187	10.475		
			Elapsed	8.073	18.139	32.837	1:05.268	1:10.029	1:34.970	1:51.318	1:57.854	2:34.175	2:50.849	3:07.036	3:17.511		3:33.650
4	3	4:27.572	15:21.588	1:02.415	11.334	15.695	33.971	4.757	25.234	16.612	6.487	36.330	16.797	17.280	10.658	6.469	3.533
			Elapsed	1:02.415	1:13.749	1:29.444	2:03.415	2:08.172	2:33.406	2:50.018	2:56.505	3:32.835	3:49.632	4:06.912	4:17.570	4:24.039	4:27.572
<b>51</b>	<b>Ferrari AF Corse</b>			1.Alessandro PIER GUIDI			2.James CALADO			3.Antonio GIOVINAZZI			Ferrari 499P				
1	1	3:55.912	3:55.912	25.903	13.976	17.132	34.762	4.822	25.841	17.937	6.670	36.566	16.710	15.389	10.272	6.390	3.542
			Elapsed	25.903	39.879	57.011	1:31.773	1:36.595	2:02.436	2:20.373	2:27.043	3:03.609	3:20.319	3:35.708	3:45.980	3:52.370	3:55.912
2	1	3:26.540	7:22.452	8.087	10.167	14.763	32.733	4.853	25.291	16.390	6.434	35.859	16.624	15.319	10.242	6.209	3.569
			Elapsed	8.087	18.254	33.017	1:05.750	1:10.603	1:35.894	1:52.284	1:58.718	2:34.577	2:51.201	3:06.520	3:16.762	3:22.971	3:26.540
3	1	3:30.876	10:53.328	8.080	10.397	14.781	32.533	4.776	25.074	16.456	6.485	35.799	16.826	18.884	10.924	6.302	3.559
			Elapsed	8.080	18.477	33.258	1:05.791	1:10.567	1:35.641	1:52.097	1:58.582	2:34.381	2:51.207	3:10.091	3:21.015	3:27.317	3:30.876
4	1	3:28.047	14:21.375	8.097	10.124	14.817	32.569	4.766	25.176	16.471	6.420	35.780	16.640	15.942	10.895	6.762	3.588
			Elapsed	8.097	18.221	33.038	1:05.607	1:10.373	1:35.549	1:52.020	1:58.440	2:34.220	2:50.860	3:06.802	3:17.697	3:24.459	3:28.047
5	1	3:30.819	17:52.194	8.042	10.646	16.088	33.361	4.777	25.190	16.442	6.526	36.049	16.656	16.797	10.341	6.346	3.558
			Elapsed	8.042	18.688	34.776	1:08.137	1:12.914	1:38.104	1:54.546	2:01.072	2:37.121	2:53.777	3:10.574	3:20.915	3:27.261	3:30.819





# FIA WEC 94<sup>e</sup> Edition des 24 Heures d Warm Up

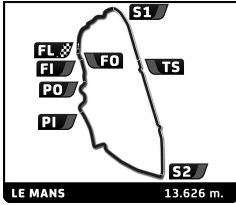


## Section Analysis

■ Personal Best    
 ■ Session Best    
 ■ Crossing the pit lane

Lap	D	Time	Elapsed	SCL2	Z4	IP1	Z12	SCLC	A7-1	IP2	A8-1	SCLB	PORIN	POROUT	SCL1	FORDOUT	FL
<b>54</b>		<b>Vista AF Corse</b>		1.Thomas FLOHR			2.Francesco CASTELLACCI			3.Davide RIGON			Ferrari 296 LMGT3 Evo				
1	2	4:37.542	4:37.542	34.596	15.506	19.849	40.717	5.550	30.204	19.753	7.050	42.321	19.842	19.126	12.211	6.934	3.883
			Elapsed	34.596	50.102	1:09.951	1:50.668	1:56.218	2:26.422	2:46.175	2:53.225	3:35.546	3:55.388	4:14.514	4:26.725	4:33.659	4:37.542
2	2	3:57.533	8:35.075	9.550	11.042	16.691	37.660	5.516	29.123	19.466	6.870	41.235	19.735	18.195	12.009	6.604	3.837
			Elapsed	9.550	20.592	37.283	1:14.943	1:20.459	1:49.582	2:09.048	2:15.918	2:57.153	3:16.888	3:35.083	3:47.092	3:53.696	3:57.533
3	2	3:57.290	12:32.365	9.532	11.053	16.671	37.698	5.535	29.068	19.420	6.832	41.075	19.665	18.075	12.145	6.639	3.882
			Elapsed	9.532	20.585	37.256	1:14.954	1:20.489	1:49.557	2:08.977	2:15.809	2:56.884	3:16.549	3:34.624	3:46.769	3:53.408	3:57.290
4	2	4:06.743 B	16:39.108	9.567	11.263	17.026	38.557	5.497	29.221	19.604	6.798	41.161	19.689	18.881	12.289		
			Elapsed	9.567	20.830	37.856	1:16.413	1:21.910	1:51.131	2:10.735	2:17.533	2:58.694	3:18.383	3:37.264	3:49.553		4:06.743
<b>57</b>		<b>Kessel Racing</b>		1.Takeshi KIMURA			2.Conrad LAURSEN			3.Daniel SERRA			Ferrari 296 LMGT3 Evo				
1	3	5:33.822	5:33.822	1:35.845	14.188	18.583	40.302	5.520	29.885	19.636	7.178	41.599	19.710	18.410	12.238	6.975	3.753
			Elapsed	1:35.845	1:50.033	2:08.616	2:48.918	2:54.438	3:24.323	3:43.959	3:51.137	4:32.736	4:52.446	5:10.856	5:23.094	5:30.069	5:33.822
2	3	3:55.811	9:29.633	9.469	10.949	16.698	37.464	5.498	28.901	19.242	6.871	40.887	19.555	18.053	11.958	6.502	3.764
			Elapsed	9.469	20.418	37.116	1:14.580	1:20.078	1:48.979	2:08.221	2:15.092	2:55.979	3:15.534	3:33.587	3:45.545	3:52.047	3:55.811
3	3	3:55.803	13:25.436	9.462	10.872	16.676	37.400	5.497	28.897	19.284	6.818	40.952	19.660	18.097	11.975	6.445	3.768
			Elapsed	9.462	20.334	37.010	1:14.410	1:19.907	1:48.804	2:08.088	2:14.906	2:55.858	3:15.518	3:33.615	3:45.590	3:52.035	3:55.803
4	3	3:55.737	17:21.173	9.479	10.663	16.570	37.610	5.508	28.807	19.286	6.814	40.971	19.628	18.194	11.995	6.407	3.805
			Elapsed	9.479	20.142	36.712	1:14.322	1:19.830	1:48.637	2:07.923	2:14.737	2:55.708	3:15.336	3:33.530	3:45.525	3:51.932	3:55.737
<b>58</b>		<b>Garage 59</b>		1.Alexander WEST			2.Finn GEHRITZ			3.Benjamin GOETHE			McLaren 720S LMGT3 Evo				
1	3	5:57.496	5:57.496	1:52.224	15.838	19.694	39.956	5.557	29.841	19.966	7.189	44.544	19.914	19.282	12.538	7.038	3.915
			Elapsed	1:52.224	2:08.062	2:27.756	3:07.712	3:13.269	3:43.110	4:03.076	4:10.265	4:54.809	5:14.723	5:34.005	5:46.543	5:53.581	5:57.496
2	3	3:57.137	9:54.633	9.562	11.220	16.661	37.727	5.508	28.901	19.361	7.033	41.005	19.638	18.148	11.997	6.453	3.923
			Elapsed	9.562	20.782	37.443	1:15.170	1:20.678	1:49.579	2:08.940	2:15.973	2:56.978	3:16.616	3:34.764	3:46.761	3:53.214	3:57.137
3	3	4:06.708 B	14:01.341	9.560	11.707	17.979	38.155	5.492	28.795	19.336	7.010	41.141	19.740	18.828	12.236		
			Elapsed	9.560	21.267	39.246	1:17.401	1:22.893	1:51.688	2:11.024	2:18.034	2:59.175	3:18.915	3:37.743	3:49.979		4:06.708
<b>59</b>		<b>Racing Spirit Of Leman</b>		1.Clément MATEU			2.Marius FOSSARD			3.Valentin HASSE CLOT			Aston Martin Vantage AMR LMGT3				
1	3	6:02.611	6:02.611	1:22.449	17.512	22.978	48.789	6.158	35.450	24.546	7.617	48.916	23.458	20.402	12.935	7.325	4.076
			Elapsed	1:22.449	1:39.961	2:02.939	2:51.728	2:57.886	3:33.336	3:57.882	4:05.499	4:54.415	5:17.873	5:38.275	5:51.210	5:58.535	6:02.611
2	3	4:27.140 B	10:29.751	13.262	12.122	17.790	39.617	5.602	33.254	21.720	7.401	44.957	20.413	19.494	13.774		
			Elapsed	13.262	25.384	43.174	1:22.791	1:28.393	2:01.647	2:23.367	2:30.768	3:15.725	3:36.138	3:55.632	4:09.406		4:27.140
3	3	5:42.253 B	16:12.004	1:16.644	15.401	20.892	43.051	6.283	32.281	20.502	7.607	44.984	21.159	21.511	13.793		
			Elapsed	1:16.644	1:32.045	1:52.937	2:35.988	2:42.271	3:14.552	3:35.054	3:42.661	4:27.645	4:48.804	5:10.315	5:24.108		5:42.253





# FIA WEC 94<sup>e</sup> Edition des 24 Heures d Warm Up

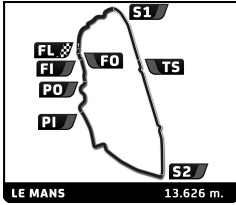
## Section Analysis



■ Personal Best    
 ■ Session Best    
 ■ Crossing the pit lane

Lap	D	Time	Elapsed	SCL2	Z4	IP1	Z12	SCLC	A7-1	IP2	A8-1	SCLB	PORIN	POROUT	SCL1	FORDOUT	FL
<b>61 Iron Lynx</b>				1. Martin BERRY			2. Rui ANDRADE			3. Maxime MARTIN			Mercedes-AMG LMGT3				
1	3	4:18.026	4:18.026	21.513	13.996	18.431	39.301	5.547	29.264	19.662	6.899	41.244	19.713	18.574	12.530	7.425	3.927
			Elapsed	21.513	35.509	53.940	1:33.241	1:38.788	2:08.052	2:27.714	2:34.613	3:15.857	3:35.570	3:54.144	4:06.674	4:14.099	4:18.026
2	3	3:55.493	8:13.519	9.590	10.778	16.571	37.474	5.521	28.825	19.345	6.762	40.811	19.654	17.900	11.819	6.419	4.024
			Elapsed	9.590	20.368	36.939	1:14.413	1:19.934	1:48.759	2:08.104	2:14.866	2:55.677	3:15.331	3:33.231	3:45.050	3:51.469	3:55.493
3	3	3:58.769	12:12.288	9.589	12.734	17.033	37.429	5.487	28.722	19.667	6.894	40.710	19.646	18.024	12.143	6.743	3.948
			Elapsed	9.589	22.323	39.356	1:16.785	1:22.272	1:50.994	2:10.661	2:17.555	2:58.265	3:17.911	3:35.935	3:48.078	3:54.821	3:58.769
4	3	3:56.927	16:09.215	9.593	11.237	17.070	37.557	5.477	28.954	19.218	6.857	40.917	19.535	18.001	11.941	6.608	3.962
			Elapsed	9.593	20.830	37.900	1:15.457	1:20.934	1:49.888	2:09.106	2:15.963	2:56.880	3:16.415	3:34.416	3:46.357	3:52.965	3:56.927
<b>62 Team Qatar by Iron Lynx</b>				1. Abdulla AL-KHELAIFI			2. Julian HANSES			3. Giuliano ALESI			Mercedes-AMG LMGT3				
1	1	4:25.287	4:25.287	25.395	15.436	19.035	40.222	5.561	29.422	19.588	7.311	42.176	19.646	18.527	12.206	6.818	3.944
			Elapsed	25.395	40.831	59.866	1:40.088	1:45.649	2:15.071	2:34.659	2:41.970	3:24.146	3:43.792	4:02.319	4:14.525	4:21.343	4:25.287
2	1	4:00.734	8:26.021	9.585	11.082	16.823	38.021	5.508	28.944	19.324	6.947	42.110	19.692	18.367	12.477	7.840	4.014
			Elapsed	9.585	20.667	37.490	1:15.511	1:21.019	1:49.963	2:09.287	2:16.234	2:58.344	3:18.036	3:36.403	3:48.880	3:56.720	4:00.734
3	1	4:09.044 <b>B</b>	12:35.065	9.565	11.503	18.016	37.921	5.541	29.000	19.316	6.896	42.064	20.474	19.037	12.111		4:09.044
			Elapsed	9.565	21.068	39.084	1:17.005	1:22.546	1:51.546	2:10.862	2:17.758	2:59.822	3:20.296	3:39.333	3:51.444		4:09.044
<b>69 Team WRT</b>				1. Anthony MCINTOSH			2. Parker THOMPSON			3. Daniel HARPER			BMW M4 LMGT3 Evo				
1	3	4:12.864	4:12.864	15.302	14.267	18.986	38.962	5.503	29.301	19.487	6.879	41.342	19.909	18.753	13.089	7.230	3.854
			Elapsed	15.302	29.569	48.555	1:27.517	1:33.020	2:02.321	2:21.808	2:28.687	3:10.029	3:29.938	3:48.691	4:01.780	4:09.010	4:12.864
2	3	3:57.995	8:10.859	9.583	11.091	16.877	37.806	5.522	29.057	19.660	6.769	41.145	19.710	18.290	12.026	6.588	3.871
			Elapsed	9.583	20.674	37.551	1:15.357	1:20.879	1:49.936	2:09.596	2:16.365	2:57.510	3:17.220	3:35.510	3:47.536	3:54.124	3:57.995
3	3	3:57.718	12:08.577	9.531	11.007	16.802	37.714	5.509	28.929	19.655	6.802	41.025	19.552	18.582	12.121	6.579	3.910
			Elapsed	9.531	20.538	37.340	1:15.054	1:20.563	1:49.492	2:09.147	2:15.949	2:56.974	3:16.526	3:35.108	3:47.229	3:53.808	3:57.718
4	3	4:05.887 <b>B</b>	16:14.464	9.553	12.061	17.053	38.063	5.526	29.070	19.936	6.976	40.959	19.648	18.192	12.047		4:05.887
			Elapsed	9.553	21.614	38.667	1:16.730	1:22.256	1:51.326	2:11.262	2:18.238	2:59.197	3:18.845	3:37.037	3:49.084		4:05.887
<b>74 Kessel Racing</b>				1. Dustin BLATTNER			2. Lorenzo PATRESE			3. Dennis MARSCHALL			Ferrari 296 LMGT3 Evo				
1	3	5:11.845	5:11.845	1:10.307	16.072	20.607	40.277	5.568	29.755	19.774	6.924	41.272	19.752	18.523	12.441	6.745	3.828
			Elapsed	1:10.307	1:26.379	1:46.986	2:27.263	2:32.831	3:02.586	3:22.360	3:29.284	4:10.556	4:30.308	4:48.831	5:01.272	5:08.017	5:11.845
2	3	3:56.382	9:08.227	9.539	10.976	16.706	37.524	5.512	28.950	19.419	6.805	41.053	19.666	17.969	11.940	6.519	3.804
			Elapsed	9.539	20.515	37.221	1:14.745	1:20.257	1:49.207	2:08.626	2:15.431	2:56.484	3:16.150	3:34.119	3:46.059	3:52.578	3:56.382
3	3	3:56.123	13:04.350	9.556	10.688	16.543	37.679	5.482	29.017	19.463	6.763	41.059	19.776	17.901	11.930	6.475	3.791
			Elapsed	9.556	20.244	36.787	1:14.466	1:19.948	1:48.965	2:08.428	2:15.191	2:56.250	3:16.026	3:33.927	3:45.857	3:52.332	3:56.123
4	3	3:55.828	17:00.178	9.547	10.537	16.577	37.618	5.508	29.071	19.482	6.780	40.975	19.731	17.884	11.956	6.332	3.830
			Elapsed	9.547	20.084	36.661	1:14.279	1:19.787	1:48.858	2:08.340	2:15.120	2:56.095	3:15.826	3:33.710	3:45.666	3:51.998	3:55.828





# FIA WEC 94<sup>e</sup> Edition des 24 Heures d Warm Up



## Section Analysis

■ Personal Best ■ Session Best ■ Crossing the pit lane

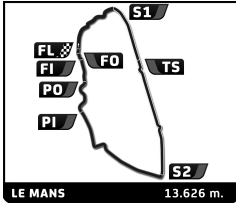
Lap	D	Time	Elapsed	SCL2	Z4	IP1	Z12	SCLC	A7-1	IP2	A8-1	SCLB	PORIN	POROUT	SCL1	FORDOUT	FL
<b>77</b>	<b>Proton Competition</b>			1. Eric POWELL				2. Ben TUCK			3. Sebastian PRIAULX				Ford Mustang LMGT3		
1	2	5:42.579	5:42.579	1:33.995	14.729	19.186	43.023	5.617	30.688	21.001	7.512	43.302	20.331	19.621	12.655	6.987	3.932
			Elapsed	1:33.995	1:48.724	2:07.910	2:50.933	2:56.550	3:27.238	3:48.239	3:55.751	4:39.053	4:59.384	5:19.005	5:31.660	5:38.647	5:42.579
2	2	4:00.362	9:42.941	9.684	11.392	16.965	38.310	5.566	29.354	19.512	6.944	41.539	19.847	18.367	12.057	6.952	3.873
			Elapsed	9.684	21.076	38.041	1:16.351	1:21.917	1:51.271	2:10.783	2:17.727	2:59.266	3:19.113	3:37.480	3:49.537	3:56.489	4:00.362
3	2	<b>3:58.210</b>	13:41.151	<b>9.623</b>	<b>11.042</b>	<b>16.842</b>	<b>37.799</b>	<b>5.535</b>	<b>29.210</b>	<b>19.457</b>	<b>6.896</b>	<b>41.169</b>	<b>19.769</b>	18.557	<b>12.022</b>	<b>6.434</b>	<b>3.855</b>
			Elapsed	9.623	20.665	37.507	1:15.306	1:20.841	1:50.051	2:09.508	2:16.404	2:57.573	3:17.342	3:35.899	3:47.921	3:54.355	3:58.210
4	2	4:23.092 B	18:04.243	9.870	12.220	18.777	41.020	5.590	30.641	22.390	7.525	43.848	21.291	18.974	13.128		
			Elapsed	9.870	22.090	40.867	1:21.887	1:27.477	1:58.118	2:20.508	2:28.033	3:11.881	3:33.172	3:52.146	4:05.274		4:23.092

Lap	D	Time	Elapsed	SCL2	Z4	IP1	Z12	SCLC	A7-1	IP2	A8-1	SCLB	PORIN	POROUT	SCL1	FORDOUT	FL
<b>78</b>	<b>Akkodis ASP Team</b>			1. Tom VAN ROMPUY				2. Hadrien DAVID			3. Jack HAWKSWORTH				Lexus RC F LMGT3		
1	3	6:48.361 B	6:48.361	1:50.472	18.672	24.960	48.843	6.620	35.492	<b>21.282</b>	8.666	49.664	<b>22.972</b>	25.844	16.210		
			Elapsed	1:50.472	2:09.144	2:34.104	3:22.947	3:29.567	4:05.059	4:26.341	4:35.007	5:24.671	5:47.643	6:13.487	6:29.697		6:48.361
2	3	5:39.114 B	12:27.475	1:01.853	17.464	<b>23.328</b>	<b>42.948</b>	<b>5.954</b>	<b>32.190</b>	21.311	<b>8.434</b>	<b>47.912</b>	23.016	<b>22.874</b>	<b>14.324</b>		
			Elapsed	1:01.853	1:19.317	1:42.645	2:25.593	2:31.547	3:03.737	3:25.048	3:33.482	4:21.394	4:44.410	5:07.284	5:21.608		5:39.114
3	3	5:52.562 B	18:20.037	<b>55.729</b>	<b>16.359</b>	23.410	49.935	6.683	35.706	24.814	8.870	49.898	23.433	24.020	15.943		
			Elapsed	55.729	1:12.088	1:35.498	2:25.433	2:32.116	3:07.822	3:32.636	3:41.506	4:31.404	4:54.837	5:18.857	5:34.800		5:52.562

Lap	D	Time	Elapsed	SCL2	Z4	IP1	Z12	SCLC	A7-1	IP2	A8-1	SCLB	PORIN	POROUT	SCL1	FORDOUT	FL
<b>79</b>	<b>Iron Lynx</b>			1. Johannes ZELGER				2. Matteo CRESSONI			3. Lin HODENIUS				Mercedes-AMG LMGT3		
1	3	5:53.020	5:53.020	1:46.894	15.436	19.743	41.916	5.726	31.666	20.114	6.940	43.319	19.797	18.626	12.076	6.918	<b>3.849</b>
			Elapsed	1:46.894	2:02.330	2:22.073	3:03.989	3:09.715	3:41.381	4:01.495	4:08.435	4:51.754	5:11.551	5:30.177	5:42.253	5:49.171	5:53.020
2	3	<b>3:56.638</b>	9:49.658	<b>9.532</b>	11.167	16.605	37.776	5.591	28.956	<b>19.346</b>	<b>6.804</b>	<b>40.800</b>	<b>19.565</b>	<b>18.157</b>	<b>11.738</b>	<b>6.677</b>	<b>3.924</b>
			Elapsed	9.532	20.699	37.304	1:15.080	1:20.671	1:49.627	2:08.973	2:15.777	2:56.577	3:16.142	3:34.299	3:46.037	3:52.714	3:56.638
3	3	3:56.742	13:46.400	9.558	<b>11.075</b>	<b>16.500</b>	<b>37.690</b>	5.575	<b>28.933</b>	19.348	7.015	<b>40.739</b>	19.613	18.184	11.949	<b>6.634</b>	<b>3.929</b>
			Elapsed	9.558	20.633	37.133	1:14.823	1:20.398	1:49.331	2:08.679	2:15.694	2:56.433	3:16.046	3:34.230	3:46.179	3:52.813	3:56.742
4	3	4:04.036 B	17:50.436	9.547	11.111	16.627	37.804	<b>5.569</b>	29.009	19.429	6.829	40.935	19.640	18.677	12.260		
			Elapsed	9.547	20.658	37.285	1:15.089	1:20.658	1:49.667	2:09.096	2:15.925	2:56.860	3:16.500	3:35.177	3:47.437		4:04.036

Lap	D	Time	Elapsed	SCL2	Z4	IP1	Z12	SCLC	A7-1	IP2	A8-1	SCLB	PORIN	POROUT	SCL1	FORDOUT	FL
<b>83</b>	<b>AF Corse</b>			1. Yifei YE				2. Robert KUBICA			3. Philip HANSON				Ferrari 499P		
1	2	4:19.291 B	4:19.291	<b>28.526</b>	<b>14.342</b>	<b>18.203</b>	36.862	4.980	27.715	17.732	7.189	39.236	17.674	17.279	12.419		
			Elapsed	28.526	42.868	1:01.071	1:37.933	1:42.913	2:10.628	2:28.360	2:35.549	3:14.785	3:32.459	3:49.738	4:02.157		4:19.291
2	2	4:37.669 B	8:56.960	47.088	15.642	19.624	36.824	4.991	27.457	17.409	7.352	39.369	17.327	16.928	11.046		
			Elapsed	47.088	1:02.730	1:22.354	1:59.178	2:04.169	2:31.626	2:49.035	2:56.387	3:35.756	3:53.083	4:10.011	4:21.057		4:37.669
3	2	4:46.980 B	13:43.940	1:01.691	15.601	19.124	36.132	5.028	26.475	16.954	7.063	<b>37.443</b>	16.896	16.376	11.074		
			Elapsed	1:01.691	1:17.292	1:36.416	2:12.548	2:17.576	2:44.051	3:01.005	3:08.068	3:45.511	4:02.407	4:18.783	4:29.857		4:46.980
4	2	4:39.052 B	18:22.992	56.748	15.019	18.408	<b>35.121</b>	<b>4.822</b>	<b>26.214</b>	<b>16.953</b>	<b>6.912</b>	37.685	<b>16.871</b>	<b>16.164</b>	<b>11.025</b>		
			Elapsed	56.748	1:11.767	1:30.175	2:05.296	2:10.118	2:36.332	2:53.285	3:00.197	3:37.882	3:54.753	4:10.917	4:21.942		4:39.052





# FIA WEC 94<sup>o</sup> Edition des 24 Heures d Warm Up

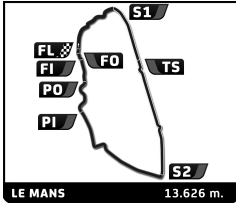
## Section Analysis



■ Personal Best   ■ Session Best   B Crossing the pit lane

Lap	D	Time	Elapsed	SCL2	Z4	IP1	Z12	SCLC	A7-1	IP2	A8-1	SCLB	PORIN	POROUT	SCL1	FORDOUT	FL	
<b>87</b>	<b>Akkodis ASP Team</b>			1. Petru UMBRĂRESCU			2. Clemens SCHMID			3. José María LÓPEZ			Lexus RC F LMGT3					
1	3	5:47.088	B	5:47.088	1:28.434	15.455	20.717	42.162	5.851	31.391	20.804	8.229	43.612	20.120	19.830	12.928		
				Elapsed	1:28.434	1:43.889	2:04.606	2:46.768	2:52.619	3:24.010	3:44.814	3:53.043	4:36.655	4:56.775	5:16.605	5:29.533	5:47.088	
2	3	5:18.138	B	11:05.226	1:08.749	13.909	18.935	40.294	5.572	29.576	19.485	7.178	42.377	20.232	22.255	12.626		
				Elapsed	1:08.749	1:22.658	1:41.593	2:21.887	2:27.459	2:57.035	3:16.520	3:23.698	4:06.075	4:26.307	4:48.562	5:01.188	5:18.138	
3	3	5:18.383	B	16:23.609	1:09.358	16.175	20.732	39.698	5.559	29.708	20.059	7.466	41.828	19.843	18.811	12.407		
				Elapsed	1:09.358	1:25.533	1:46.265	2:25.963	2:31.522	3:01.230	3:21.289	3:28.755	4:10.583	4:30.426	4:49.237	5:01.644	5:18.383	
<b>88</b>	<b>Proton Competition</b>			1. Stefano GATTUSO			2. Giammarco LEVORATO			3. Logan SARGEANT			Ford Mustang LMGT3					
1	1	5:25.522		5:25.522	1:22.867	14.970	19.938	40.365	5.651	29.928	19.861	7.231	42.089	20.038	19.467	12.373	6.870	3.874
				Elapsed	1:22.867	1:37.837	1:57.775	2:38.140	2:43.791	3:13.719	3:33.580	3:40.811	4:22.900	4:42.938	5:02.405	5:14.778	5:21.648	5:25.522
2	1	3:59.437		9:24.959	9.622	11.199	16.958	38.065	5.569	29.286	19.448	6.966	41.191	19.777	18.705	12.055	6.734	3.862
				Elapsed	9.622	20.821	37.779	1:15.844	1:21.413	1:50.699	2:10.147	2:17.113	2:58.304	3:18.081	3:36.786	3:48.841	3:55.575	3:59.437
3	1	4:02.242		13:27.201	9.612	11.107	17.297	38.086	5.598	29.229	19.470	6.920	41.321	22.081	18.880	12.080	6.723	3.838
				Elapsed	9.612	20.719	38.016	1:16.102	1:21.700	1:50.929	2:10.399	2:17.319	2:58.640	3:20.721	3:39.601	3:51.681	3:58.404	4:02.242
4	1	3:58.955		17:26.156	9.568	10.966	16.983	37.849	5.597	29.100	19.362	6.938	41.154	19.840	18.834	12.133	6.736	3.895
				Elapsed	9.568	20.534	37.517	1:15.366	1:20.963	1:50.063	2:09.425	2:16.363	2:57.517	3:17.357	3:36.191	3:48.324	3:55.060	3:58.955
<b>91</b>	<b>Manthey DK Engineering</b>			1. James COTTINGHAM			2. Timur BOGUSLAVSKIY			3. Ayhancan GÜVEN			Porsche 911 GT3 R LMGT3					
1	3	4:54.468		4:54.468	53.891	14.477	19.809	40.296	5.559	29.496	19.949	7.093	41.366	19.813	19.089	12.462	7.200	3.968
				Elapsed	53.891	1:08.368	1:28.177	2:08.473	2:14.032	2:43.528	3:03.477	3:10.570	3:51.936	4:11.749	4:30.838	4:43.300	4:50.500	4:54.468
2	3	4:00.428		8:54.896	9.629	11.282	16.760	38.198	5.521	29.169	19.527	6.972	41.246	19.880	18.749	12.591	6.991	3.913
				Elapsed	9.629	20.911	37.671	1:15.869	1:21.390	1:50.559	2:10.086	2:17.058	2:58.304	3:18.184	3:36.933	3:49.524	3:56.515	4:00.428
3	3	3:57.949		12:52.845	9.553	11.101	16.688	37.952	5.490	28.976	19.850	7.047	40.776	19.725	17.993	12.083	6.848	3.867
				Elapsed	9.553	20.654	37.342	1:15.294	1:20.784	1:49.760	2:09.610	2:16.657	2:57.433	3:17.158	3:35.151	3:47.234	3:54.082	3:57.949
4	3	3:56.626		16:49.471	9.552	11.061	16.453	37.698	5.505	28.914	19.408	6.855	40.832	19.622	18.047	12.018	6.804	3.857
				Elapsed	9.552	20.613	37.066	1:14.764	1:20.269	1:49.183	2:08.591	2:15.446	2:56.278	3:15.900	3:33.947	3:45.965	3:52.769	3:56.626
<b>92</b>	<b>The Bend Manthey</b>			1. Yasser SHAHIN			2. Riccardo PERA			3. Richard LIETZ			Porsche 911 GT3 R LMGT3					
1	2	4:55.191		4:55.191	55.955	14.063	19.268	39.865	5.555	29.640	19.665	7.044	41.748	19.912	19.076	12.499	7.063	3.838
				Elapsed	55.955	1:10.018	1:29.286	2:09.151	2:14.706	2:44.346	3:04.011	3:11.055	3:52.803	4:12.715	4:31.791	4:44.290	4:51.353	4:55.191
2	2	4:01.706		8:56.897	9.549	11.043	16.777	38.761	5.527	28.965	19.516	6.914	41.596	20.514	18.951	12.459	7.320	3.814
				Elapsed	9.549	20.592	37.369	1:16.130	1:21.657	1:50.622	2:10.138	2:17.052	2:58.648	3:19.162	3:38.113	3:50.572	3:57.892	4:01.706
3	2	3:56.489		12:53.386	9.535	10.907	16.733	37.411	5.511	29.469	19.326	6.799	40.744	19.677	18.025	11.959	6.575	3.818
				Elapsed	9.535	20.442	37.175	1:14.586	1:20.097	1:49.566	2:08.892	2:15.691	2:56.435	3:16.112	3:34.137	3:46.096	3:52.671	3:56.489
4	2	3:57.736		16:51.122	9.524	11.378	16.697	37.540	5.547	28.908	19.363	6.888	41.032	19.733	17.969	12.189	7.168	3.800
				Elapsed	9.524	20.902	37.599	1:15.139	1:20.686	1:49.594	2:08.957	2:15.845	2:56.877	3:16.610	3:34.579	3:46.768	3:53.936	3:57.736





# FIA WEC 94<sup>e</sup> Edition des 24 Heures d Warm Up



## Section Analysis

■ Personal Best   ■ Session Best   ■ Crossing the pit lane

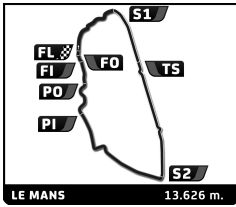
Lap	D	Time	Elapsed	SCL2	Z4	IP1	Z12	SCLC	A7-1	IP2	A8-1	SCLB	PORIN	POROUT	SCL1	FORDOUT	FL
<b>93</b>	<b>Peugeot Totalenergies</b>			1. Paul DI RESTA			2. Stoffel VANDOORNE			3. Nick CASSIDY			Peugeot 9X8				
1	1	7:08.710	7:08.710	3:29.334	15.497	19.986	37.260	4.989	26.549	17.336	6.872	37.517	16.940	15.897	10.572	6.389	3.572
			Elapsed	3:29.334	3:44.831	4:04.817	4:42.077	4:47.066	5:13.615	5:30.951	5:37.823	6:15.340	6:32.280	6:48.177	6:58.749	7:05.138	7:08.710
2	1	3:29.763	10:38.473	8.122	10.254	14.896	33.215	4.801	25.895	16.650	6.493	36.552	16.779	15.632	10.538	6.300	3.636
			Elapsed	8.122	18.376	33.272	1:06.487	1:11.288	1:37.183	1:53.833	2:00.326	2:36.878	2:53.657	3:09.289	3:19.827	3:26.127	3:29.763
3	1	3:28.655	14:07.128	8.133	10.303	14.861	32.839	4.778	25.407	16.634	6.488	36.472	16.754	15.558	10.456	6.323	3.649
			Elapsed	8.133	18.436	33.297	1:06.136	1:10.914	1:36.321	1:52.955	1:59.443	2:35.915	2:52.669	3:08.227	3:18.683	3:25.006	3:28.655
4	1	3:41.536 B	17:48.664	8.134	10.268	14.855	32.784	4.767	25.246	16.890	6.543	39.242	17.371	17.562	11.546		
			Elapsed	8.134	18.402	33.257	1:06.041	1:10.808	1:36.054	1:52.944	1:59.487	2:38.729	2:56.100	3:13.662	3:25.208		3:41.536

Lap	D	Time	Elapsed	SCL2	Z4	IP1	Z12	SCLC	A7-1	IP2	A8-1	SCLB	PORIN	POROUT	SCL1	FORDOUT	FL
<b>94</b>	<b>Peugeot Totalenergies</b>			1. Loïc DUVAL			2. Malthe JAKOBSEN			3. Théo POURCHAIRE			Peugeot 9X8				
1	2	5:02.245 B	5:02.245	1:09.420	15.632	21.601	37.768	4.979	27.259	17.582	7.055	38.388	17.149	16.832	11.624		
			Elapsed	1:09.420	1:25.052	1:46.653	2:24.421	2:29.400	2:56.659	3:14.241	3:21.296	3:59.684	4:16.833	4:33.665	4:45.289		5:02.245
2	3	5:19.463 B	10:21.708	1:31.479	14.783	18.971	36.105	4.923	26.811	18.545	7.114	38.588	17.191	17.347	11.046		
			Elapsed	1:31.479	1:46.262	2:05.233	2:41.338	2:46.261	3:13.072	3:31.617	3:38.731	4:17.319	4:34.510	4:51.857	5:02.903		5:19.463
3	1	5:04.151	15:25.859	1:27.542	14.620	19.206	36.164	4.882	26.153	17.233	6.764	36.986	16.897	16.334	10.566	7.223	3.581
			Elapsed	1:27.542	1:42.162	2:01.368	2:37.532	2:42.414	3:08.567	3:25.800	3:32.564	4:09.550	4:26.447	4:42.781	4:53.347	5:00.570	5:04.151

Lap	D	Time	Elapsed	SCL2	Z4	IP1	Z12	SCLC	A7-1	IP2	A8-1	SCLB	PORIN	POROUT	SCL1	FORDOUT	FL
<b>99</b>	<b>AO by TF</b>			1. P.J HYETT			2. James ALLEN			3. Dane CAMERON			Oreca 07 - Gibson				
1	3	4:19.069	4:19.069	31.888	15.202	19.257	38.043	5.210	27.773	18.801	6.912	40.149	18.262	16.365	10.996	6.502	3.709
			Elapsed	31.888	47.090	1:06.347	1:44.390	1:49.600	2:17.373	2:36.174	2:43.086	3:23.235	3:41.497	3:57.862	4:08.858	4:15.360	4:19.069
2	3	3:48.010 B	8:07.079	8.872	11.020	16.382	34.990	5.135	27.485	17.937	6.546	38.732	18.178	15.756	10.866		
			Elapsed	8.872	19.892	36.274	1:11.264	1:16.399	1:43.884	2:01.821	2:08.367	2:47.099	3:05.277	3:21.033	3:31.899		3:48.010
3	1	4:39.742	12:46.821	1:01.385	12.302	16.655	35.643	5.173	27.699	18.389	6.768	39.294	18.226	16.429	11.326	6.688	3.765
			Elapsed	1:01.385	1:13.687	1:30.342	2:05.985	2:11.158	2:38.857	2:57.246	3:04.014	3:43.308	4:01.534	4:17.963	4:29.289	4:35.977	4:39.742
4	1	3:43.847	16:30.668	8.886	10.752	15.931	35.179	5.141	27.329	18.159	6.735	39.016	18.098	16.874	11.337	6.658	3.752
			Elapsed	8.886	19.638	35.569	1:10.748	1:15.889	1:43.218	2:01.377	2:08.112	2:47.128	3:05.226	3:22.100	3:33.437	3:40.095	3:43.847

Lap	D	Time	Elapsed	SCL2	Z4	IP1	Z12	SCLC	A7-1	IP2	A8-1	SCLB	PORIN	POROUT	SCL1	FORDOUT	FL
<b>101</b>	<b>Cadillac WTR</b>			1. Ricky TAYLOR			2. Jordan TAYLOR			3. Filipe ALBUQUERQUE			Cadillac V-Series.R				
1	3	4:22.397 B	4:22.397	42.149	13.638	17.685	35.135	4.748	26.199	17.366	6.765	37.163	16.741	17.216	11.147		
			Elapsed	42.149	55.787	1:13.472	1:48.607	1:53.355	2:19.554	2:36.920	2:43.685	3:20.848	3:37.589	3:54.805	4:05.952		4:22.397
2	1	4:44.449 B	9:06.846	58.945	15.325	18.815	35.898	4.801	26.052	17.160	6.785	38.405	16.984	17.026	11.232		
			Elapsed	58.945	1:14.270	1:33.085	2:08.983	2:13.784	2:39.836	2:56.996	3:03.781	3:42.186	3:59.170	4:16.196	4:27.428		4:44.449
3	2	4:25.923	13:32.769	55.549	12.905	17.741	33.953	4.769	25.646	16.847	6.522	36.769	16.880	17.277	10.900	6.555	3.610
			Elapsed	55.549	1:08.454	1:26.195	2:00.148	2:04.917	2:30.563	2:47.410	2:53.932	3:30.701	3:47.581	4:04.858	4:15.758	4:22.313	4:25.923
4	2	3:30.964	17:03.733	8.140	10.340	15.119	33.680	4.772	25.505	16.809	6.576	36.735	16.780	15.994	10.578	6.340	3.596
			Elapsed	8.140	18.480	33.599	1:07.279	1:12.051	1:37.556	1:54.365	2:00.941	2:37.676	2:54.456	3:10.450	3:21.028	3:27.368	3:30.964





# FIA WEC 94<sup>e</sup> Edition des 24 Heures d Warm Up



## Section Analysis

■ Personal Best ■ Session Best B Crossing the pit lane

Lap	D	Time	Elapsed	SCL2	Z4	IP1	Z12	SCLC	A7-1	IP2	A8-1	SCLB	PORIN	POROUT	SCL1	FORDOUT	FL
<b>150</b>				<b>Richard Mille AF Corse</b>			1. Custodio TOLEDO			2. Lilou WADOUX			3. Riccardo AGOSTINI			Ferrari 296 LMGT3 Evo	
1	2	5:47.753 B	5:47.753	1:38.422	15.090	19.341	40.566	5.529	29.535	20.188	7.174	41.637	19.756	19.611	13.068		
			Elapsed	1:38.422	1:53.512	2:12.853	2:53.419	2:58.948	3:28.483	3:48.671	3:55.845	4:37.482	4:57.238	5:16.849	5:29.917		5:47.753
2	2	5:07.121 B	10:54.874	1:10.190	12.334	17.232	38.079	5.495	28.993	19.791	7.051	41.020	19.700	18.655	12.135		
			Elapsed	1:10.190	1:22.524	1:39.756	2:17.835	2:23.330	2:52.323	3:12.114	3:19.165	4:00.185	4:19.885	4:38.540	4:50.675		5:07.121
3	2	4:56.299	15:51.173	1:05.975	12.226	16.851	37.932	5.503	29.287	19.526	6.937	41.117	19.685	18.264	12.187	6.942	3.867
			Elapsed	1:05.975	1:18.201	1:35.052	2:12.984	2:18.487	2:47.774	3:07.300	3:14.237	3:55.354	4:15.039	4:33.303	4:45.490	4:52.432	4:56.299
<b>183</b>				<b>AF Corse</b>			1. François PERRODO			2. Matthieu VAXIVIERE			3. Ben BARNICOAT			Oreca 07 - Gibson	
1	2	4:21.940	4:21.940	27.524	14.203	18.604	38.975	5.317	29.670	19.629	7.160	41.843	19.269	17.324	11.564	7.053	3.805
			Elapsed	27.524	41.727	1:00.331	1:39.306	1:44.623	2:14.293	2:33.922	2:41.082	3:22.925	3:42.194	3:59.518	4:11.082	4:18.135	4:21.940
2	2	3:46.178	8:08.118	8.879	10.659	15.631	35.905	5.170	27.713	18.336	6.753	39.960	18.328	16.536	11.764	6.789	3.755
			Elapsed	8.879	19.538	35.169	1:11.074	1:16.244	1:43.957	2:02.293	2:09.046	2:49.006	3:07.334	3:23.870	3:35.634	3:42.423	3:46.178
3	2	3:41.599	11:49.717	8.829	11.211	15.829	34.449	5.112	27.742	18.001	6.672	38.325	18.058	15.919	10.900	6.724	3.828
			Elapsed	8.829	20.040	35.869	1:10.318	1:15.430	1:43.172	2:01.173	2:07.845	2:46.170	3:04.228	3:20.147	3:31.047	3:37.771	3:41.599
4	2	3:51.384 B	15:41.101	8.876	10.708	15.739	35.834	5.165	26.996	18.357	6.713	39.919	18.056	16.558	11.367		
			Elapsed	8.876	19.584	35.323	1:11.157	1:16.322	1:43.318	2:01.675	2:08.388	2:48.307	3:06.363	3:22.921	3:34.288		3:51.384
<b>222</b>				<b>United Autosports</b>			1. Daniel SCHNEIDER			2. Benjamin HANLEY			3. Oliver JARVIS			Oreca 07 - Gibson	
1	3	4:41.320	4:41.320	57.061	14.326	18.469	37.525	5.263	27.909	18.346	6.731	39.107	18.360	16.468	11.352	6.637	3.766
			Elapsed	57.061	1:11.387	1:29.856	2:07.381	2:12.644	2:40.553	2:58.899	3:05.630	3:44.737	4:03.097	4:19.565	4:30.917	4:37.554	4:41.320
2	3	3:43.988	8:25.308	8.921	11.286	15.813	35.399	5.173	26.938	17.971	6.587	38.622	18.209	16.470	11.830	6.948	3.821
			Elapsed	8.921	20.207	36.020	1:11.419	1:16.592	1:43.530	2:01.501	2:08.088	2:46.710	3:04.919	3:21.389	3:33.219	3:40.167	3:43.988
3	3	3:42.288	12:07.596	8.921	10.411	15.569	34.618	5.145	26.674	18.067	6.717	38.484	18.207	18.026	11.376	6.313	3.760
			Elapsed	8.921	19.332	34.901	1:09.519	1:14.664	1:41.338	1:59.405	2:06.122	2:44.606	3:02.813	3:20.839	3:32.215	3:38.528	3:42.288
4	3	3:41.631	15:49.227	8.899	10.652	15.542	35.272	5.178	26.904	17.914	6.787	38.425	18.145	16.499	11.241	6.344	3.829
			Elapsed	8.899	19.551	35.093	1:10.365	1:15.543	1:42.447	2:00.361	2:07.148	2:45.573	3:03.718	3:20.217	3:31.458	3:37.802	3:41.631
<b>343</b>				<b>Inter Europol Competition</b>			1. Bijoy GARG			2. Reshad DE GÉRUS			3. Nico MÜLLER			Oreca 07 - Gibson	
1	3	4:58.738	4:58.738	1:12.427	14.429	19.419	38.513	5.271	27.750	18.499	6.905	39.358	18.360	16.240	11.206	6.632	3.729
			Elapsed	1:12.427	1:26.856	1:46.275	2:24.788	2:30.059	2:57.809	3:16.308	3:23.213	4:02.571	4:20.931	4:37.171	4:48.377	4:55.009	4:58.738
2	3	3:40.913	8:39.651	8.905	10.697	15.433	34.625	5.123	26.782	18.065	6.623	38.353	18.176	17.031	11.101	6.327	3.672
			Elapsed	8.905	19.602	35.035	1:09.660	1:14.783	1:41.565	1:59.630	2:06.253	2:44.606	3:02.782	3:19.813	3:30.914	3:37.241	3:40.913
3	3	3:39.509	12:19.160	8.873	10.440	15.244	34.243	5.146	26.621	17.933	6.533	39.162	18.249	16.093	10.949	6.277	3.746
			Elapsed	8.873	19.313	34.557	1:08.800	1:13.946	1:40.567	1:58.500	2:05.033	2:44.195	3:02.444	3:18.537	3:29.486	3:35.763	3:39.509
4	3	3:42.084	16:01.244	8.867	10.465	15.753	34.768	5.135	27.344	18.135	6.620	38.292	18.202	16.851	11.602	6.296	3.754
			Elapsed	8.867	19.332	35.085	1:09.853	1:14.988	1:42.332	2:00.467	2:07.087	2:45.379	3:03.581	3:20.432	3:32.034	3:38.330	3:42.084

