

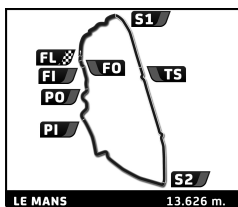
Porsche Carrera Cup Brasil

94^o Edition des 24 Heures du Mans

Free Practice 1

Sector Analysis

Lap	Time	Sector 1	Sector 2	Sector 3	T.Spd	Elapsed	Lap	Time	Sector 1	Sector 2	Sector 3	T.Spd	Elapsed	
<p style="text-align: center;"> ■ Personal Best ■ Session Best ■ Crossing the pit lane </p>														
3	Cristian MOHR BRA						12 Marco PISANI BRA							
Porsche 911 GT3 Cup						Porsche 911 GT3 Cup								
1	9:24.074 B	2:08.111	3:47.073	3:28.890		9:24.074	1	9:17.528 B	2:15.925	3:47.200	3:14.403		9:17.528	
2	10:02.496	5:36.288	2:13.845	2:12.363	135.2	19:26.570	2	9:20.875	4:25.173	2:47.683	2:08.019	155.1	18:38.403	
3	4:37.025	46.120	1:44.059	2:06.846	203.2	24:03.595	3	4:36.683	46.313	1:42.615	2:07.755	265.8	23:15.086	
4	4:54.688 B	45.031	1:41.212	2:28.445	261.3	28:58.283	4	4:49.758 B	45.381	1:44.309	2:20.068	251.1	28:04.844	
5	6:23.941	2:31.200	1:49.994	2:02.747	212.8	35:22.224	5	8:20.282	4:33.618	1:44.473	2:02.191	248.2	36:25.126	
6	4:24.131	43.917	1:39.155	2:01.059	282.4	39:46.355	6	4:19.395	41.693	1:37.733	1:59.969	284.6	40:44.521	
7	4:20.057	41.778	1:38.318	1:59.961	256.4	44:06.412	7	4:15.209	41.301	1:36.033	1:57.875	283.1	44:59.730	
7	Miguel PALUDO BRA						14 Carlos CAMPOS BRA							
Porsche 911 GT3 Cup						Porsche 911 GT3 Cup								
1	6:59.214	1:15.212	3:25.976	2:18.026	157.1	6:59.214	1	8:12.683	1:51.192	3:37.233	2:44.258	151.2	8:12.683	
2	6:20.456	50.223	3:17.671	2:12.562	240.5	13:19.670	2	7:19.026	1:11.820	3:35.911	2:31.295	150.2	15:31.709	
3	5:06.841	51.806	2:13.307	2:01.728	206.3	18:26.511	3	5:10.195	54.886	2:02.219	2:13.090	171.8	20:41.904	
4	4:31.577	48.766	1:42.326	2:00.485	264.5	22:58.088	4	4:45.898	48.971	1:47.638	2:09.289	222.3	25:27.802	
5	4:23.432	45.676	1:39.574	1:58.182	255.2	27:21.520	5	4:31.520	45.915	1:43.174	2:02.431	243.2	29:59.322	
6	4:18.773	43.282	1:39.370	1:56.121	254.6	31:40.293	6	4:22.898	42.905	1:39.889	2:00.104	278.8	34:22.220	
7	4:12.351	41.270	1:35.599	1:55.482	286.1	35:52.644	7	4:19.572	41.508	1:38.467	1:59.597	280.2	38:41.792	
8	4:10.090	40.076	1:34.941	1:55.073	290.7	40:02.734	8	4:16.804	40.621	1:37.323	1:58.860	282.4	42:58.596	
9	4:09.232	39.681	1:34.822	1:54.729	290.7	44:11.966								
9	Edu GUEDES BRA						15 Leonardo SANCHEZ BRA							
Porsche 911 GT3 Cup						Porsche 911 GT3 Cup								
1	9:04.354	2:15.239	3:46.365	3:02.750		9:04.354	1	8:34.355	2:14.057	3:44.395	2:35.903		8:34.355	
2	7:29.445	1:05.506	3:35.984	2:47.955	145.2	16:33.799	2	7:05.650	55.164	3:36.261	2:34.225	144.2	15:40.005	
3	5:29.410	59.606	2:03.898	2:25.906	171.5	22:03.209	3	5:16.950	55.027	2:06.311	2:15.612	146.7	20:56.955	
4	5:05.410	53.318	1:53.590	2:18.502	191.7	27:08.619	4	4:52.458	53.092	1:50.171	2:09.195	198.8	25:49.413	
5	4:51.140	49.901	1:48.777	2:12.462	216.1	31:59.759	5	4:39.865	47.437	1:45.640	2:06.788	218.8	30:29.278	
6	4:41.435	48.287	1:43.773	2:09.375	258.9	36:41.194	6	4:30.234	46.359	1:41.408	2:02.467	240.5	34:59.512	
7	4:35.775	46.077	1:43.395	2:06.303	249.4	41:16.969	7	4:22.787	42.866	1:39.327	2:00.594	265.2	39:22.299	
8	4:26.510	44.419	1:39.226	2:02.865	267.1	45:43.479	8	4:26.527	42.468	1:39.756	2:04.303	258.2	43:48.826	
10	Thiago VIVACQUA BRA						17 Marcos REGADAS BRA							
Porsche 911 GT3 Cup						Porsche 911 GT3 Cup								
1	6:41.354	1:03.711	3:24.422	2:13.221	206.3	6:41.354	1	7:23.569	1:20.249	3:36.526	2:26.794	139.7	7:23.569	
2	6:13.106	43.836	3:16.719	2:12.551	262.0	12:54.460	2	6:38.726	52.101	3:25.855	2:20.770	195.5	14:02.295	
3	5:23.409	50.266	2:31.116	2:02.027	205.1	18:17.869	3	4:50.915	51.447	1:54.165	2:05.303	188.7	18:53.210	
4	4:30.206	46.904	1:42.154	2:01.148	258.9	22:48.075	4	4:32.311	47.405	1:43.856	2:01.050	203.6	23:25.521	
5	4:23.407	45.115	1:39.624	1:58.668	277.3	27:11.482	5	4:21.801	44.599	1:38.661	1:58.541	255.2	27:47.322	
6	4:18.355	43.208	1:38.130	1:57.017	280.9	31:29.837	6	4:15.620	42.234	1:37.222	1:56.164	265.2	32:02.942	
7	4:13.782	40.946	1:36.383	1:56.453	288.4	35:43.619	7	4:23.866 B	41.913	1:36.377	2:05.576	278.8	36:26.808	
8	4:10.422	40.024	1:35.318	1:55.080	287.6	39:54.041	8	5:26.930	1:49.284	1:38.674	1:58.972	275.2	41:53.738	
9	4:12.519	39.272	1:35.163	1:58.084	283.1	44:06.560	9	4:25.976 B	40.100	1:35.311	2:10.565	289.9	46:19.714	
11	Pedro BOESEL BRA						19 Pipo MASSA BRA							
Porsche 911 GT3 Cup						Porsche 911 GT3 Cup								
1	9:14.801	2:32.415	3:43.513	2:58.873	161.5	9:14.801	1	8:04.148	1:55.967	3:33.119	2:35.062	150.8	8:04.148	
2	6:58.637	56.550	3:33.552	2:28.535	152.5	16:13.438	2	6:45.378	55.397	3:26.337	2:23.644	161.5	14:49.526	
3	5:03.949	52.111	1:56.059	2:15.779	170.9	21:17.387	3	5:16.274	53.308	2:11.289	2:11.677	134.4	20:05.800	
4	4:41.519	48.445	1:46.138	2:06.936	209.1	25:58.906	4	4:40.173	50.484	1:44.760	2:04.929	250.5	24:45.973	
5	4:31.944	44.782	1:42.615	2:04.547	235.3	30:30.850	5	4:36.836 B	45.994	1:41.251	2:09.591	269.1	29:22.809	
6	4:26.624	44.008	1:40.562	2:02.054	246.0	34:57.474	6	7:21.664	3:27.341	1:51.639	2:02.684	193.8	36:44.473	
7	4:21.246	41.607	1:38.753	2:00.886	258.9	39:18.720	7	4:15.266	42.087	1:36.394	1:56.785	286.1	40:59.739	
8	4:19.222	41.289	1:38.659	1:59.274	257.0	43:37.942	8	4:11.495	40.009	1:35.745	1:55.741	280.9	45:11.234	



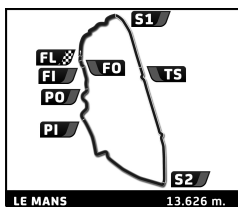
Porsche Carrera Cup Brasil

94^o Edition des 24 Heures du Mans

Free Practice 1

Sector Analysis

_ Invalidated Lap							■ Personal Best							■ Session Best							■ Crossing the pit lane						
Lap	Time	Sector 1	Sector 2	Sector 3	T.Spd	Elapsed	Lap	Time	Sector 1	Sector 2	Sector 3	T.Spd	Elapsed	Lap	Time	Sector 1	Sector 2	Sector 3	T.Spd	Elapsed	Lap	Time	Sector 1	Sector 2	Sector 3	T.Spd	Elapsed
21 Miguel MARIOTTI BRA																											
Porsche 911 GT3 Cup																											
1	7:33.893	1:34.628	3:31.546	2:27.719	177.6	7:33.893	1	7:21.420	1:22.148	3:35.667	2:23.605	135.1	7:21.420	1	7:21.420	1:22.148	3:35.667	2:23.605	135.1	7:21.420	1	7:21.420	1:22.148	3:35.667	2:23.605	135.1	7:21.420
2	6:52.251	56.866	3:25.893	2:29.492	187.4	14:26.144	2	6:42.871	55.368	3:28.572	2:18.931	167.3	14:04.291	2	6:42.871	55.368	3:28.572	2:18.931	167.3	14:04.291	2	6:42.871	55.368	3:28.572	2:18.931	167.3	14:04.291
3	5:40.403	57.009	2:28.762	2:14.632	135.4	20:06.547	3	5:11.816	56.812	2:02.998	2:12.006	133.2	19:16.107	3	5:11.816	56.812	2:02.998	2:12.006	133.2	19:16.107	3	5:11.816	56.812	2:02.998	2:12.006	133.2	19:16.107
4	4:43.347	50.244	1:48.524	2:04.579	195.5	24:49.894	4	4:39.499	49.546	1:44.441	2:05.512	239.5	23:55.606	4	4:39.499	49.546	1:44.441	2:05.512	239.5	23:55.606	4	4:39.499	49.546	1:44.441	2:05.512	239.5	23:55.606
5	4:30.161	46.221	1:42.179	2:01.761	228.4	29:20.055	5	4:28.069	45.306	1:40.723	2:02.040	271.1	28:23.675	5	4:28.069	45.306	1:40.723	2:02.040	271.1	28:23.675	5	4:28.069	45.306	1:40.723	2:02.040	271.1	28:23.675
6	4:28.150	43.243	1:39.886	2:05.021	232.3	33:48.205	6	4:21.947	44.575	1:38.070	1:59.302	276.6	32:45.622	6	4:21.947	44.575	1:38.070	1:59.302	276.6	32:45.622	6	4:21.947	44.575	1:38.070	1:59.302	276.6	32:45.622
7	4:17.980	42.098	1:38.374	1:57.508	263.9	38:06.185	7	4:19.144	42.650	1:38.300	1:58.194	254.6	37:04.766	7	4:19.144	42.650	1:38.300	1:58.194	254.6	37:04.766	7	4:19.144	42.650	1:38.300	1:58.194	254.6	37:04.766
8	4:14.886	40.852	1:36.911	1:57.123	284.6	42:21.071	8	4:14.850	41.382	1:36.397	1:57.071	282.4	41:19.616	8	4:14.850	41.382	1:36.397	1:57.071	282.4	41:19.616	8	4:14.850	41.382	1:36.397	1:57.071	282.4	41:19.616
9							9	4:12.607	41.251	1:35.550	1:55.806	288.4	45:32.223	9	4:12.607	41.251	1:35.550	1:55.806	288.4	45:32.223	9	4:12.607	41.251	1:35.550	1:55.806	288.4	45:32.223
23 Leonardo HERRMANN BRA																											
Porsche 911 GT3 Cup																											
1	8:16.811	1:49.579	3:35.061	2:52.171	160.4	8:16.811	1	8:17.922	2:04.795	3:27.981	2:45.146	145.7	8:17.922	1	8:17.922	2:04.795	3:27.981	2:45.146	145.7	8:17.922	1	8:17.922	2:04.795	3:27.981	2:45.146	145.7	8:17.922
2	7:20.761	1:01.992	3:35.102	2:43.667	150.6	15:37.572	2	6:41.285	1:01.233	3:15.251	2:24.801	142.1	14:59.207	2	6:41.285	1:01.233	3:15.251	2:24.801	142.1	14:59.207	2	6:41.285	1:01.233	3:15.251	2:24.801	142.1	14:59.207
3	5:31.701	56.853	2:08.322	2:26.526	166.7	21:09.273	3	5:39.756	55.341	2:27.953	2:16.462	123.0	20:38.963	3	5:39.756	55.341	2:27.953	2:16.462	123.0	20:38.963	3	5:39.756	55.341	2:27.953	2:16.462	123.0	20:38.963
4	5:09.358	51.334	1:56.287	2:21.737	204.7	26:18.631	4	4:52.595	50.228	1:50.280	2:12.087	209.5	25:31.558	4	4:52.595	50.228	1:50.280	2:12.087	209.5	25:31.558	4	4:52.595	50.228	1:50.280	2:12.087	209.5	25:31.558
5	4:55.223	50.491	1:48.918	2:15.814	200.2	31:13.854	5	4:41.705	48.039	1:45.193	2:08.473	217.9	30:13.263	5	4:41.705	48.039	1:45.193	2:08.473	217.9	30:13.263	5	4:41.705	48.039	1:45.193	2:08.473	217.9	30:13.263
6	4:39.990	47.444	1:44.348	2:08.198	224.2	35:53.844	6	4:34.668	45.344	1:43.562	2:05.762	248.2	34:47.931	6	4:34.668	45.344	1:43.562	2:05.762	248.2	34:47.931	6	4:34.668	45.344	1:43.562	2:05.762	248.2	34:47.931
7	4:30.911	45.291	1:40.952	2:04.668	263.2	40:24.755	7	4:35.994	44.722	1:42.847	2:08.425	255.2	39:23.925	7	4:35.994	44.722	1:42.847	2:08.425	255.2	39:23.925	7	4:35.994	44.722	1:42.847	2:08.425	255.2	39:23.925
8	4:23.155	42.946	1:38.968	2:01.241	283.9	44:47.910	8	4:26.718	43.032	1:40.296	2:03.390	274.5	43:50.643	8	4:26.718	43.032	1:40.296	2:03.390	274.5	43:50.643	8	4:26.718	43.032	1:40.296	2:03.390	274.5	43:50.643
25 Paulo SOUSA BRA																											
Porsche 911 GT3 Cup																											
1	9:06.532	2:17.708	3:48.016	3:00.808		9:06.532	1	9:13.249	2:20.172	3:47.173	3:05.904		9:13.249	1	9:13.249	2:20.172	3:47.173	3:05.904		9:13.249	1	9:13.249	2:20.172	3:47.173	3:05.904		9:13.249
2	7:11.454	1:03.829	3:33.893	2:33.732	154.9	16:17.986	2	8:21.579	1:08.150	3:46.402	3:27.027	129.6	17:34.828	2	8:21.579	1:08.150	3:46.402	3:27.027	129.6	17:34.828	2	8:21.579	1:08.150	3:46.402	3:27.027	129.6	17:34.828
3	6:33.206	1:49.923	2:09.018	2:34.265	196.6	22:51.192	3	6:48.375	1:52.242	2:17.468	2:38.665	172.8	24:23.203	3	6:48.375	1:52.242	2:17.468	2:38.665	172.8	24:23.203	3	6:48.375	1:52.242	2:17.468	2:38.665	172.8	24:23.203
4	7:18.272	3:18.362	1:49.185	2:10.725	232.8	30:09.464	4	5:19.217	53.572	1:59.842	2:25.803	194.5	29:42.420	4	5:19.217	53.572	1:59.842	2:25.803	194.5	29:42.420	4	5:19.217	53.572	1:59.842	2:25.803	194.5	29:42.420
5	4:37.185	48.079	1:43.264	2:05.842	280.2	34:46.649	5	5:01.415	50.097	1:51.652	2:19.666	202.1	34:43.835	5	5:01.415	50.097	1:51.652	2:19.666	202.1	34:43.835	5	5:01.415	50.097	1:51.652	2:19.666	202.1	34:43.835
6	4:33.700	45.495	1:41.995	2:06.210	278.1	39:20.349	6	4:54.947	48.310	1:51.348	2:15.289	238.4	39:38.782	6	4:54.947	48.310	1:51.348	2:15.289	238.4	39:38.782	6	4:54.947	48.310	1:51.348	2:15.289	238.4	39:38.782
7	4:28.218	43.807	1:40.040	2:04.371	287.6	43:48.567	7	4:47.842	46.471	1:48.987	2:12.384	185.5	44:26.624	7	4:47.842	46.471	1:48.987	2:12.384	185.5	44:26.624	7	4:47.842	46.471	1:48.987	2:12.384	185.5	44:26.624
27 Josimar JUNIOR BRA																											
Porsche 911 GT3 Cup																											
1	8:03.955	1:56.644	3:33.268	2:34.043	164.0	8:03.955	1	9:13.841	2:24.485	3:46.054	3:03.302		9:13.841	1	9:13.841	2:24.485	3:46.054	3:03.302		9:13.841	1	9:13.841	2:24.485	3:46.054	3:03.302		9:13.841
2	6:36.968	51.718	3:23.334	2:21.916	153.8	14:40.923	2	7:51.370	1:08.493	3:43.038	2:59.839	142.3	17:05.211	2	7:51.370	1:08.493	3:43.038	2:59.839	142.3	17:05.211	2	7:51.370	1:08.493	3:43.038	2:59.839	142.3	17:05.211
3	5:22.320	53.859	2:15.602	2:12.859	147.1	20:03.243	3	7:08.796	2:59.791	1:53.639	2:15.366	208.3	24:14.007	3	7:08.796	2:59.791	1:53.639	2:15.366	208.3	24:14.007	3	7:08.796	2:59.791	1:53.639	2:15.366	208.3	24:14.007
4	4:42.761	48.464	1:47.989	2:06.308	224.2	24:46.004	4	4:47.178	48.483	1:44.812	2:13.883	274.5	29:01.185	4	4:47.178	48.483	1:44.812	2:13.883	274.5	29:01.185	4	4:47.178	48.483	1:44.812	2:13.883	274.5	29:01.185
5	4:29.277	46.453	1:41.250	2:01.574	260.1	29:15.281	5	4:59.676	53.546	1:51.540	2:14.590	189.4	34:00.861	5	4:59.676	53.546	1:51.540	2:14.590	189.4	34:00.861	5	4:59.676	53.546	1:51.540	2:14.590	189.4	34:00.861
6	4:23.606	43.615	1:40.106	1:59.885	262.6	33:38.887	6	4:42.996	46.506	1:44.585	2:11.905	274.5	38:43.857	6	4:42.996	46.506	1:44.585	2:11.905	274.5	38:43.857	6	4:42.996	46.506	1:44.585	2:11.905	274.5	38:43.857
7	4:20.816	41.555	1:38.829	2:00.432	279.5	37:59.703	7	5:34.668	46.587	2:00.022	2:48.059	186.8	44:18.525	7	5:34.668	46.587	2:00.022	2:48.059	186.8	44:18.525	7	5:34.668	46.587	2:00.022	2:48.059	186.8	44:18.525
8	4:16.187	42.307	1:36.805	1:57.075	289.1	42:15.890	8							8							8						
29 Rodrigo MELLO BRA																											
Porsche 911 GT3 Cup																											
1	8:21.671	1:43.559	3:33.929	3:04.183	162.3	8:21.671	1	8:32.727	2:11.698	3:45.366	2:35.663		8:32.727	1	8:32.727	2:11.698	3:45.366	2:35.663		8:32.727	1	8:32.727	2:11.698	3:45.366	2:35.663		8:32.727
2	7:23.793	1:03.681	3:37.317	2:42.795	134.6	15:45.464	2	6:53.935	55.030	3:33.947	2:24.958	146.3	15:26.662	2	6:53.935	55.030	3:33.947	2:24.958	146.3	15:26.662	2	6:53.935	55.030	3:33.947	2:24.958	146.3	15:26.662
3	5:24.750	54.853	2:07.430	2:22.467	145.0	21:10.214	3	5:04.016	53.639	2:00.063	2:10.314	166.5	20:30.678	3	5:04.016	53.639	2:00.063	2:10.314	166.5	20:30.678	3	5:04.016	53.639	2:00.063	2:10.314	166.5	20:30.678
4	4:54.354	51.160	1:52.857	2:10.337	200.6																						



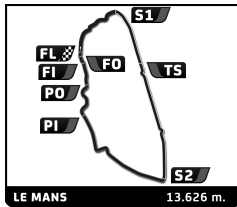
Porsche Carrera Cup Brasil

94^o Edition des 24 Heures du Mans

Free Practice 1

Sector Analysis

_ Invalidated Lap							■ Personal Best							■ Session Best							■ Crossing the pit lane													
Lap	Time	Sector 1	Sector 2	Sector 3	T.Spd	Elapsed	Lap	Time	Sector 1	Sector 2	Sector 3	T.Spd	Elapsed	Lap	Time	Sector 1	Sector 2	Sector 3	T.Spd	Elapsed	Lap	Time	Sector 1	Sector 2	Sector 3	T.Spd	Elapsed							
4	4:41.481	51.087	1:45.668	2:04.726	207.1	24:48.486	5	4:33.584	47.182	1:42.385	2:04.017	255.2	31:21.701	6	4:24.713	43.342	1:39.396	2:01.975	272.5	35:46.414	7	4:19.376	41.535	1:37.145	2:00.696	289.9	40:05.790	8	4:19.287	40.436	1:36.220	2:02.631	289.9	44:25.077
56 Peter FERTER (BRA) Porsche 911 GT3 Cup							80 Rouman ZIEMKIEWICZ (BRA) Porsche 911 GT3 Cup							83 Marco BILLI (BRA) Porsche 911 GT3 Cup							93 Michael FASSBENDER (IRL) Porsche 911 GT3 Cup													
1	9:17.203	2:35.333	3:42.257	2:59.613	144.2	9:17.203	1	8:44.867	2:10.828	3:45.442	2:48.597		8:44.867	1	9:12.740	2:10.335	3:49.557	3:12.848		9:12.740	1	10:00.137	2:44.689	3:47.122	3:28.326		10:00.137							
2	7:14.045	1:06.343	3:38.865	2:28.837	155.3	16:31.248	2	7:27.969	59.461	3:36.574	2:51.934	128.5	16:12.836	2	9:07.562	3:02.073	3:33.702	2:31.787	140.5	18:20.302	2	10:26.312	5:07.746	2:33.193	2:45.373	131.5	20:26.449							
3	5:07.440	54.548	1:57.179	2:15.713	175.4	21:38.688	3	5:27.087	58.156	2:06.388	2:22.543	172.8	21:39.923	3	4:53.356	49.742	1:50.703	2:12.911	216.6	23:13.658	3	5:03.396	53.183	1:54.297	2:15.916	158.9	25:29.845							
4	4:42.548	48.578	1:46.419	2:07.551	225.1	26:21.236	4	4:48.034	49.212	1:48.273	2:10.549	215.3	26:27.957	4	4:45.838	46.417	1:47.505	2:11.916	208.3	27:59.496	4	4:39.738	47.009	1:44.629	2:08.100	220.1	30:09.583							
5	4:30.983	45.766	1:42.950	2:02.267	262.6	30:52.219	5	4:37.964	46.659	1:44.538	2:06.767	225.1	31:05.921	5	4:38.934	46.449	1:44.039	2:08.446	232.3	32:38.430	5	4:40.026	44.311	1:42.129	2:13.586	261.3	34:49.609							
6	4:25.126	42.910	1:40.899	2:01.317	264.5	35:17.345	6	4:20.865	41.864	1:38.427	2:00.574	271.8	39:55.337	6	4:50.274	47.493	1:43.802	2:18.979	236.3	37:28.704	6	7:16.627	3:30.211	1:43.854	2:02.562	189.1	42:06.236							
7	4:20.279	41.130	1:38.988	2:00.161	284.6	39:37.624	7	4:19.855	41.545	1:38.240	2:00.070	275.9	44:15.192	7	7:03.099	2:46.001	2:02.588	2:14.510	195.5	44:31.803	7	4:50.274	47.493	1:43.802	2:18.979	236.3	37:28.704							
8	4:15.740	41.176	1:36.907	1:57.657	283.9	43:53.364	8	4:15.740	41.176	1:36.907	1:57.657	283.9	43:53.364	8	4:13.383	40.069	1:37.135	1:56.179	289.9	45:25.756	8	4:22.559	40.944	1:36.723	2:04.892	265.8	41:12.373							
9							9							9	4:13.383	40.069	1:37.135	1:56.179	289.9	45:25.756	9	4:13.383	40.069	1:37.135	1:56.179	289.9	45:25.756							
71 SangHo KIM (KOR) Porsche 911 GT3 Cup							97 Jeff GIASSI (BRA) Porsche 911 GT3 Cup							72 Antonella BASSANI (BRA) Porsche 911 GT3 Cup							99 Wagner PONTES (BRA) Porsche 911 GT3 Cup													
1	9:21.036	2:29.304	3:44.901	3:06.831	128.8	9:21.036	1	7:01.747	1:11.671	3:28.926	2:21.150	144.2	7:01.747	1	7:18.975	1:19.194	3:35.396	2:24.385	139.4	7:18.975	1	9:06.732	2:25.411	3:44.273	2:57.048	120.5	9:06.732							
2	8:00.295	1:09.859	3:56.112	2:54.324		17:21.331	2	6:28.790	50.140	3:19.871	2:18.779	207.1	13:30.537	2	6:45.713	56.303	3:29.196	2:20.214	165.0	14:04.688	2	7:09.222	1:00.350	3:30.334	2:38.538	178.8	16:15.954							
3	5:31.352	55.938	2:06.683	2:28.731	185.5	22:52.683	3	5:14.754	55.369	2:10.326	2:09.059	141.4	18:45.291	3	5:07.579	54.900	2:03.062	2:09.617	184.9	19:12.267	3	5:07.392	55.786	1:55.583	2:16.023	214.0	21:23.346							
4	5:15.072	55.131	1:51.994	2:27.947	257.6	28:07.755	4	4:35.302	51.410	1:44.429	1:59.463	210.3	23:20.593	4	4:38.154	49.338	1:45.063	2:03.753	231.3	23:50.421	4	4:47.769	49.669	1:46.137	2:11.963	244.9	26:11.115							
5	4:59.053	49.493	1:52.152	2:17.408	275.9	33:06.808	5	4:23.027	45.766	1:39.773	1:57.488	271.8	27:43.620	5	4:28.035	45.970	1:39.734	2:02.331	273.2	28:18.456	5	4:37.872	46.904	1:43.361	2:07.607	264.5	30:48.987							
6	4:45.151	46.999	1:45.605	2:12.547	279.5	37:51.959	6	4:16.774	42.445	1:37.808	1:56.521	280.2	32:00.394	6	4:20.799	42.989	1:38.978	1:58.832	282.4	32:39.255	6	4:31.574	44.411	1:42.330	2:04.833	257.0	35:20.561							
7	4:40.825	46.128	1:44.612	2:10.085	286.9	42:32.784	7	4:14.181	41.436	1:37.090	1:55.655	269.1	36:14.575	7	4:20.802	43.459	1:39.446	1:57.897	286.9	37:00.057	7	4:24.738	42.496	1:39.885	2:02.357	280.2	39:45.299							
8							8	4:10.133	40.119	1:35.542	1:54.472	283.9	40:24.708	8	4:12.952	40.627	1:36.056	1:56.269	289.9	41:13.009	8	4:22.367	42.427	1:39.117	2:00.823	244.9	44:07.666							
9							9	4:08.581	39.398	1:35.257	1:53.926	289.9	44:33.289	9	4:10.827	40.019	1:35.440	1:55.368	289.9	45:23.836	9													



Porsche Carrera Cup Brasil

94^o Edition des 24 Heures du Mans

Free Practice 1

Sector Analysis

— Invalidated Lap ■ Personal Best ■ Session Best B Crossing the pit lane

Lap	Time	Sector 1	Sector 2	Sector 3	T.Spd	Elapsed	Lap	Time	Sector 1	Sector 2	Sector 3	T.Spd	Elapsed
117 Pietro FANTIN							BRA						
Porsche 911 GT3 Cup													
1	7:22.485	1:23.806	3:35.308	2:23.371	153.1	7:22.485							
2	6:36.036	53.341	3:27.438	2:15.257	175.1	13:58.521							
3	<u>4:47.460</u>	52.457	1:52.160	<u>2:02.843</u>	156.4	18:45.981							
4	4:32.643	48.787	1:44.406	1:59.450	220.5	23:18.624							
5	4:27.837	45.673	1:41.455	2:00.709	235.8	27:46.461							
6	4:15.628	42.864	1:37.038	1:55.726	266.5	32:02.089							
7	<u>4:12.022</u>	41.682	1:35.585	<u>1:54.755</u>	286.9	36:14.111							
8	4:09.272	40.024	1:35.042	1:54.206	291.5	40:23.383							
9	4:08.535	39.511	1:35.116	1:53.908	286.9	44:31.918							
118 Matheus COMPARATTO							BRA						
Porsche 911 GT3 Cup													
1	7:17.095	1:16.962	3:35.797	2:24.336	125.8	7:17.095							
2	6:48.896	56.990	3:28.482	2:23.424	160.4	14:05.991							
3	5:14.371	56.292	2:02.839	2:15.240	151.2	19:20.362							
4	4:36.241	48.852	1:45.041	2:02.348	215.3	23:56.603							
5	4:27.208	45.151	1:41.332	2:00.725	243.8	28:23.811							
6	4:19.067	43.004	1:38.220	1:57.843	269.1	32:42.878							
7	4:14.959	41.601	1:36.779	1:56.579	273.9	36:57.837							
8	4:19.386	40.020	1:42.199	1:57.167	265.2	41:17.223							
544 Marçal MULLER							BRA						
Porsche 911 GT3 Cup													
1	6:55.595	1:06.830	3:27.181	2:21.584	180.9	6:55.595							
2	6:29.024	53.115	3:22.207	2:13.702	199.1	13:24.619							
3	5:17.894	53.736	2:20.019	2:04.139	158.3	18:42.513							
4	4:33.301	48.209	1:44.295	2:00.797	211.5	23:15.814							
5	4:22.647	45.665	1:39.741	1:57.241	231.3	27:38.461							
6	4:17.226	43.068	1:38.093	1:56.065	265.8	31:55.687							
7	4:12.938	41.839	1:36.811	1:54.288	288.4	36:08.625							
8	4:10.744	40.248	1:35.792	1:54.704	287.6	40:19.369							
9	4:09.109	39.715	1:35.228	1:54.166	288.4	44:28.478							
888 Lineu PIRES							BRA						
Porsche 911 GT3 Cup													
1	7:30.610	1:29.798	3:30.058	2:30.754	177.4	7:30.610							
2	6:45.026	54.778	3:22.294	2:27.954	174.0	14:15.636							
3	5:24.517	56.135	2:10.919	2:17.463	174.5	19:40.153							
4	4:43.357	49.825	1:46.560	2:06.972	230.3	24:23.510							
5	4:31.559	45.767	1:41.645	2:04.147	275.9	28:55.069							
6	<u>4:23.319</u>	43.077	1:39.812	<u>2:00.430</u>	266.5	33:18.388							
7	4:17.101	41.048	1:38.111	1:57.942	283.1	37:35.489							
8	4:15.146	41.837	1:36.744	1:56.565	257.0	41:50.635							
9	4:21.183 B	39.761	1:35.628	2:05.794	289.1	46:11.818							