

Porsche Carrera Cup Brasil

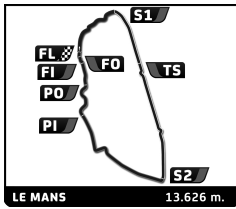
94^o Edition des 24 Heures du Mans

Qualifying Session

Sector Analysis

— Invalidated Lap ■ Personal Best ■ Session Best B Crossing the pit lane

Lap	Time	Sector 1	Sector 2	Sector 3	Kph	Elapsed	Lap	Time	Sector 1	Sector 2	Sector 3	Kph	Elapsed
2 Silvio MORESTONI BRA							Porsche 911 GT3 Cup						
1	5:35.639	1:33.624	1:51.707	2:10.308	144.6	5:35.639	3	4:09.965	42.432	1:34.167	1:53.366	196.2	14:37.916
2	5:36.348	41.630	2:52.902	2:01.816	145.8	11:11.987	4	4:05.686	38.713	1:34.102	1:52.871	199.7	18:43.602
3	4:09.285	39.415	1:35.328	1:54.542	196.8	15:21.272	5	4:06.096	38.555	1:34.659	1:52.882	199.3	22:49.698
4	4:08.366	39.075	1:35.334	1:53.957	197.5	19:29.638	6	4:05.970	38.667	1:34.268	1:53.035	199.4	26:55.668
5	4:08.216	39.185	1:34.295	1:54.736	197.6	23:37.854	7	4:44.918	38.580	1:34.220	2:32.118	172.2	31:40.586
6	<u>4:07.124</u>	38.857	<u>1:34.529</u>	1:53.738	198.5	27:44.978	8	4:22.643	38.630	1:49.643	1:54.370	186.8	36:03.229
7	4:58.236 B	38.947	1:36.015	2:43.274	164.5	32:43.214	9	<u>4:05.582</u>	38.806	1:33.961	<u>1:52.815</u>	199.7	40:08.811
8	<u>5:44.009</u>	2:08.549	1:37.631	<u>1:57.829</u>	142.6	38:27.223	10	4:17.015	41.177	1:35.219	2:00.619	190.9	44:25.826
9	4:10.201	38.893	1:35.254	1:56.054	196.1	42:37.424	11	<u>4:05.563</u>	38.713	1:33.653	<u>1:53.197</u>	199.8	48:31.389
10	<u>4:07.473</u>	38.865	1:34.574	<u>1:54.034</u>	198.2	46:44.897							
3 Cristian MOHR BRA							Porsche 911 GT3 Cup						
1	5:25.864	1:29.495	1:48.876	2:07.493	148.9	5:25.864	1	5:40.549	1:37.881	1:55.519	2:07.149	142.5	5:40.549
2	5:35.286	40.783	2:56.481	1:58.022	146.3	11:01.150	2	5:39.190	40.468	2:57.596	2:01.126	144.6	11:19.739
3	<u>4:16.536</u>	39.577	1:36.155	<u>2:00.804</u>	191.2	15:17.686	3	<u>4:10.048</u>	39.050	<u>1:35.726</u>	1:55.272	196.2	15:29.787
4	4:09.713	39.157	1:35.565	1:54.991	196.4	19:27.399	4	4:09.859	38.927	1:35.963	1:54.969	196.3	19:39.646
5	4:23.106	39.359	1:42.871	2:00.876	186.4	23:50.505	5	4:09.243	39.126	1:35.419	1:54.698	196.8	23:48.889
6	<u>4:08.509</u>	39.258	<u>1:34.580</u>	1:54.671	197.4	27:59.014	6	4:08.533	38.905	<u>1:35.440</u>	1:54.188	197.4	27:57.422
7	4:23.771	39.215	1:36.174	2:08.382	186.0	32:22.785	7	<u>4:24.172</u>	38.711	<u>1:36.980</u>	2:08.481	185.7	32:21.594
8	4:07.764	39.107	1:34.626	1:54.031	198.0	36:30.549	8	4:07.871	38.844	1:34.950	1:54.077	197.9	36:29.465
9	4:32.682	39.244	1:36.767	2:16.671	179.9	41:03.231	9	4:32.983	39.187	1:43.456	2:10.340	179.7	41:02.448
10	4:08.910	39.147	1:34.376	1:55.387	197.1	45:12.141	10	<u>4:08.942</u>	38.869	<u>1:34.953</u>	1:55.120	197.0	45:11.390
7 Miguel PALUDO BRA							Porsche 911 GT3 Cup						
1	5:08.084	1:18.810	1:45.782	2:03.492	157.5	5:08.084	1	5:50.238	1:44.318	1:57.982	2:07.938	138.6	5:50.238
2	5:23.052	40.960	2:47.671	1:54.421	151.8	10:31.136	2	5:53.544	45.258	2:54.322	2:13.964	138.7	11:43.782
3	4:17.349	39.555	1:38.853	1:58.941	190.6	14:48.485	3	4:12.830	40.022	1:36.393	1:56.415	194.0	15:56.612
4	4:07.173	38.803	1:34.553	1:53.817	198.5	18:55.658	4	4:10.490	39.286	1:35.530	1:55.674	195.8	20:07.102
5	<u>4:20.327</u> B	38.862	<u>1:37.684</u>	2:03.781	188.4	23:15.985	5	4:20.651 B	39.444	1:35.933	2:05.274	188.2	24:27.753
6	5:59.784	2:16.166	1:42.362	2:01.256	136.3	29:15.769	6	7:06.790	3:25.612	1:41.918	1:59.260	114.9	31:34.543
7	4:06.882	38.991	1:34.424	1:53.467	198.7	33:22.651	7	<u>4:10.153</u>	39.563	1:35.723	<u>1:54.867</u>	196.1	35:44.696
8	<u>4:17.915</u>	38.782	<u>1:38.633</u>	2:00.500	190.2	37:40.566	8	4:10.088	39.052	1:35.743	1:55.293	196.1	39:54.784
9	4:05.941	38.734	1:34.260	1:52.947	199.4	41:46.507	9	4:09.348	39.218	1:35.107	1:55.023	196.7	44:04.132
10	4:34.058	38.757	1:39.159	2:16.142	179.0	46:20.565	10	4:13.587	39.183	1:35.351	1:59.053	193.4	48:17.719
9 Edu GUEDES BRA							Porsche 911 GT3 Cup						
1	7:01.849	2:25.602	2:16.537	2:19.710	115.0	7:01.849	1	5:30.332	1:41.286	1:45.274	2:03.772	146.9	5:30.332
2	5:33.990	42.695	2:48.490	2:02.805	146.9	12:35.839	2	5:31.699	42.503	2:51.128	1:58.068	147.9	11:02.031
3	4:22.088	41.627	1:39.253	2:01.208	187.2	16:57.927	3	4:12.418	39.514	1:35.785	1:57.119	194.3	15:14.449
4	4:18.777	41.487	1:37.988	1:59.302	189.6	21:16.704	4	<u>4:10.873</u>	39.053	<u>1:35.734</u>	1:56.086	195.5	19:25.322
5	4:18.028	41.231	1:37.493	1:59.304	190.1	25:34.732	5	4:31.253 B	39.054	1:41.883	2:10.316	180.8	23:56.575
6	4:15.025	40.565	1:36.327	1:58.133	192.3	29:49.757	6	6:11.734	2:06.223	2:00.952	2:04.559	132.0	30:08.309
7	4:17.844	41.303	1:37.141	1:59.400	190.2	34:07.601	7	<u>4:16.513</u>	39.422	<u>1:40.627</u>	1:56.464	191.2	34:24.822
8	4:17.706	41.042	1:36.825	1:59.839	190.3	38:25.307	8	<u>4:08.876</u>	39.105	<u>1:34.715</u>	1:55.056	197.1	38:33.698
9	4:21.436	43.686	1:38.177	1:59.573	187.6	42:46.743	9	4:09.766	39.524	1:35.080	1:55.162	196.4	42:43.464
10	4:16.095	40.424	1:36.681	1:58.990	191.5	47:02.838	10	<u>4:35.265</u>	38.852	<u>1:34.987</u>	2:21.426	178.2	47:18.729
14 Carlos CAMPOS BRA							Porsche 911 GT3 Cup						
1	5:30.332	1:41.286	1:45.274	2:03.772	146.9	5:30.332	1	5:57.440	2:01.026	1:52.304	2:04.110	135.8	5:57.440
2	5:31.699	42.503	2:51.128	1:58.068	147.9	11:02.031	2	5:37.129	42.489	2:55.459	1:59.181	145.5	11:34.569
3	4:12.418	39.514	1:35.785	1:57.119	194.3	15:14.449	3	4:11.191	39.350	1:35.551	1:56.290	195.3	15:45.760
4	<u>4:10.873</u>	39.053	<u>1:35.734</u>	1:56.086	195.5	19:25.322	4	4:11.086	39.424	1:36.127	1:55.535	195.4	19:56.846
5	4:31.253 B	39.054	1:41.883	2:10.316	180.8	23:56.575	5	4:11.898	39.634	1:36.051	1:56.213	194.7	24:08.744
6	6:11.734	2:06.223	2:00.952	2:04.559	132.0	30:08.309	6	4:12.608	39.858	1:36.270	1:56.480	194.2	28:21.352
7	<u>4:16.513</u>	39.422	<u>1:40.627</u>	1:56.464	191.2	34:24.822							
8	<u>4:08.876</u>	39.105	<u>1:34.715</u>	1:55.056	197.1	38:33.698							
9	4:09.766	39.524	1:35.080	1:55.162	196.4	42:43.464							
10	<u>4:35.265</u>	38.852	<u>1:34.987</u>	2:21.426	178.2	47:18.729							
15 Leonardo SANCHEZ BRA							Porsche 911 GT3 Cup						
1	5:57.440	2:01.026	1:52.304	2:04.110	135.8	5:57.440							
2	5:37.129	42.489	2:55.459	1:59.181	145.5	11:34.569							
3	4:11.191	39.350	1:35.551	1:56.290	195.3	15:45.760							
4	4:11.086	39.424	1:36.127	1:55.535	195.4	19:56.846							
5	4:11.898	39.634	1:36.051	1:56.213	194.7	24:08.744							
6	4:12.608	39.858	1:36.270	1:56.480	194.2	28:21.352							



Porsche Carrera Cup Brasil

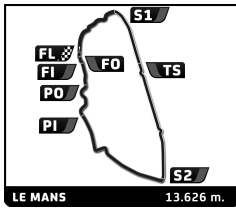
94^o Edition des 24 Heures du Mans

Qualifying Session

Sector Analysis

— Invalidated Lap ■ Personal Best ■ Session Best B Crossing the pit lane

Lap	Time	Sector 1	Sector 2	Sector 3	Kph	Elapsed	Lap	Time	Sector 1	Sector 2	Sector 3	Kph	Elapsed			
7	4:12.676	39.718	1:36.854	1:56.104	194.1	32:34.028	25 Paulo SOUSA	1	6:05.331	2:09.032	1:50.492	2:05.807	132.8	6:05.331		
8	4:10.628	39.303	1:36.238	1:55.087	195.7	36:44.656		Porsche 911 GT3 Cup	2	5:54.460	41.738	3:02.612	2:10.110	138.4	11:59.791	
9	4:13.522	40.028	1:36.960	1:56.534	193.5	40:58.178		3	4:19.449	41.068	1:38.934	1:59.447	189.1	16:19.240		
10	4:13.054	39.498	1:36.423	1:57.133	193.8	45:11.232		4	4:16.567	40.297	1:38.162	1:58.108	191.2	20:35.807		
17 Marcos REGADAS	Porsche 911 GT3 Cup						BRA	5	4:15.736	39.887	1:37.850	1:57.999	191.8	24:51.543		
	1	4:45.283	1:01.008	1:43.675	2:00.600	170.1	4:45.283	6	4:14.195	39.442	1:37.623	1:57.130	193.0	29:05.738		
	2	5:28.090	44.166	2:49.769	1:54.155	149.5	10:13.373	7	4:12.697	39.432	1:36.539	1:56.726	194.1	33:18.435		
	3	4:21.370	40.390	1:47.266	1:53.714	187.7	14:34.743	8	4:13.135	40.284	1:36.751	1:56.100	193.8	37:31.570		
	4	4:07.370	38.900	1:34.277	1:54.193	198.3	18:42.113	9	4:11.435	39.013	1:36.242	1:56.180	195.1	41:43.005		
	5	4:06.384	38.727	1:34.084	1:53.573	199.1	22:48.497	10	4:28.629	39.837	1:44.888	2:03.904	182.6	46:11.634		
	6	4:05.681	38.905	1:33.781	1:52.995	199.7	26:54.178	27 Josimar JUNIOR	1	5:36.832	1:38.801	1:51.411	2:06.620	144.1	5:36.832	
	7	5:29.472 B	38.828	1:34.992	3:15.652	148.9	32:23.650		Porsche 911 GT3 Cup	2	5:35.895	41.024	2:57.693	1:57.178	146.0	11:12.727
	8	6:33.032	3:00.859	1:37.129	1:55.044	124.8	38:56.682		3	4:09.547	39.687	1:35.098	1:54.762	196.6	15:22.274	
	9	4:04.809	38.554	1:33.632	1:52.623	200.4	43:01.491		4	4:08.267	39.113	1:34.776	1:54.378	197.6	19:30.541	
	10	5:11.774	38.478	1:55.182	2:38.114	157.3	48:13.265		5	4:07.763	39.273	1:34.229	1:54.261	198.0	23:38.304	
19 Pipo MASSA	Porsche 911 GT3 Cup						BRA		6	4:42.604 B	1:02.666	1:35.684	2:04.254	173.6	28:20.908	
	1	4:50.284	1:05.136	1:45.958	1:59.190	167.2	4:50.284		7	6:14.386	2:37.053	1:40.397	1:56.936	131.0	34:35.294	
	2	5:36.583	49.714	2:50.770	1:56.099	145.7	10:26.867		8	4:11.116	40.688	1:36.019	1:54.409	195.3	38:46.410	
	3	4:21.638 B	42.312	1:35.940	2:03.386	187.5	14:48.505		9	4:08.330	39.012	1:35.255	1:54.063	197.5	42:54.740	
	4	7:40.014	4:03.364	1:41.208	1:55.442	106.6	22:28.519		10	4:51.512 B	44.150	1:47.030	2:20.332	168.3	47:46.252	
	5	4:07.143	38.819	1:34.865	1:53.459	198.5	26:35.662		29 Rodrigo MELLO	1	5:53.676	1:49.964	1:53.981	2:09.731	137.2	5:53.676
	6	4:06.607	38.527	1:34.694	1:53.386	198.9	30:42.269	Porsche 911 GT3 Cup		2	5:35.092	43.676	2:52.889	1:58.527	146.4	11:28.768
	7	4:07.409	39.112	1:34.834	1:53.463	198.3	34:49.678	3		4:12.644	40.133	1:36.552	1:55.959	194.2	15:41.412	
	8	4:07.135	38.832	1:34.435	1:53.868	198.5	38:56.813	4		4:11.140	39.535	1:35.741	1:55.864	195.3	19:52.552	
	9	4:05.961	38.939	1:34.007	1:53.015	199.4	43:02.774	5		4:09.616	39.169	1:35.293	1:55.154	196.5	24:02.168	
	10	4:11.400	38.942	1:35.215	1:57.243	195.1	47:14.174	6		4:16.704	40.623	1:37.709	1:58.372	191.1	28:18.872	
21 Miguel MARIOTTI	Porsche 911 GT3 Cup						BRA	7		4:26.306 B	39.332	1:35.988	2:10.986	184.2	32:45.178	
	1	5:11.282	1:20.260	1:45.857	2:05.165	155.9	5:11.282	8		7:15.863	3:30.532	1:45.047	2:00.284	112.5	40:01.041	
	2	5:34.242	40.845	2:57.300	1:56.097	146.8	10:45.524	9		4:09.253	39.603	1:34.840	1:54.810	196.8	44:10.294	
	3	4:09.837	39.356	1:35.776	1:54.705	196.3	14:55.361	10		4:08.249	39.005	1:34.596	1:54.648	197.6	48:18.543	
	4	4:07.573	38.929	1:34.903	1:53.741	198.1	19:02.934	31 Sebá MALUCELLI		1	5:27.782	1:39.226	1:46.598	2:01.958	148.1	5:27.782
	5	4:06.904	38.585	1:34.444	1:53.875	198.7	23:09.838		Porsche 911 GT3 Cup	2	5:36.299	42.717	2:53.162	2:00.420	145.9	11:04.081
	6	4:06.829	38.646	1:35.046	1:53.137	198.7	27:16.667		3	4:10.713	39.263	1:34.774	1:56.676	195.7	15:14.794	
	7	4:34.876	38.547	1:39.110	2:17.219	178.5	31:51.543		4	4:14.368	41.438	1:37.881	1:55.049	192.8	19:29.162	
	8	4:06.354	38.712	1:34.561	1:53.081	199.1	35:57.897		5	4:07.643	39.063	1:34.616	1:53.964	198.1	23:36.805	
	9	4:25.370	40.092	1:42.151	2:03.127	184.8	40:23.267		6	4:23.145 B	42.693	1:36.125	2:04.327	186.4	27:59.950	
	10	4:07.515	39.097	1:35.162	1:53.256	198.2	44:30.782		7	6:31.335	2:52.908	1:41.112	1:57.315	125.3	34:31.285	
11	4:05.648	38.910	1:34.285	1:52.453	199.7	48:36.430	8		4:12.769	38.875	1:38.598	1:55.296	194.1	38:44.054		
23 Leonardo HERRMANN	Porsche 911 GT3 Cup						BRA		9	4:07.918	38.920	1:34.686	1:54.312	197.9	42:51.972	
	1	5:43.121	1:51.561	1:46.656	2:04.904	141.4	5:43.121		10	4:19.230	41.302	1:37.331	2:00.597	189.2	47:11.202	
	2	5:31.838	40.613	2:53.640	1:57.585	147.8	11:14.959		33 Bruno CAMPOS	1	5:55.387	1:52.036	1:56.717	2:06.634	136.6	5:55.387
	3	4:08.968	39.345	1:34.810	1:54.813	197.0	15:23.927	Porsche 911 GT3 Cup		2	5:37.408	43.072	2:53.361	2:00.975	145.4	11:32.795
	4	4:08.324	39.128	1:34.407	1:54.789	197.5	19:32.251									
	5	4:12.072	40.291	1:35.536	1:56.245	194.6	23:44.323									
	6	4:10.946	40.040	1:35.742	1:55.164	195.5	27:55.269									
	7	4:24.372	39.134	1:38.111	2:07.127	185.5	32:19.641									
	8	4:08.733	39.418	1:35.190	1:54.125	197.2	36:28.374									
	9	4:38.187	39.757	1:40.593	2:17.837	176.3	41:06.561									
	10	4:13.046	40.047	1:37.705	1:55.294	193.8	45:19.607									



Porsche Carrera Cup Brasil

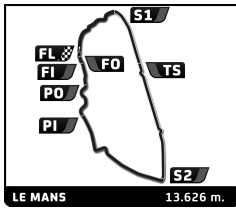
94^o Edition des 24 Heures du Mans

Qualifying Session

Sector Analysis

— Invalidated Lap ■ Personal Best ■ Session Best B Crossing the pit lane

Lap	Time	Sector 1	Sector 2	Sector 3	Kph	Elapsed	Lap	Time	Sector 1	Sector 2	Sector 3	Kph	Elapsed
3	<u>4:14.137</u>	<u>40.014</u>	<u>1:36.187</u>	1:57.936	193.0	15:46.932	9	12:02.475	8:31.224	1:35.875	1:55.376	67.9	48:04.989
4	<u>4:12.598</u>	39.760	<u>1:35.570</u>	1:57.268	194.2	19:59.530	70 Lucas SALLES BRA						
5	<u>4:12.055</u>	39.538	<u>1:35.628</u>	1:56.889	194.6	24:11.585	Porsche 911 GT3 Cup						
6	<u>4:12.423</u>	39.520	1:35.656	1:57.247	194.3	28:24.008	1	5:10.098	1:19.304	1:46.329	2:04.465	156.5	5:10.098
7	4:45.220B	39.462	1:46.048	2:19.710	172.0	33:09.228	2	5:22.884	40.225	2:47.761	1:54.898	151.9	10:32.982
8	7:20.507				111.4	40:29.735	3	<u>4:07.818</u>	39.408	1:34.550	<u>1:53.860</u>	197.9	14:40.800
9	4:11.480				195.1	44:41.215	4	4:06.524	38.730	1:34.584	1:53.210	199.0	18:47.324
10	4:10.666				195.7	48:51.881	5	<u>4:05.948</u>	38.791	<u>1:34.047</u>	1:53.110	199.4	22:53.272
39 Luiz SOUZA BRA							6	4:15.638B	38.810	1:34.338	2:02.490	191.9	27:08.910
Porsche 911 GT3 Cup							7	5:38.917	2:05.148	1:37.568	1:56.201	144.7	32:47.827
1	6:35.303	2:16.277	2:04.011	2:15.015	122.8	6:35.303	8	4:08.818	38.845	1:34.818	1:55.155	197.1	36:56.645
2	5:39.079	44.048	2:52.734	2:02.297	144.7	12:14.382	9	4:07.307	38.705	1:34.317	1:54.285	198.3	41:03.952
3	<u>4:18.855</u>	40.765	1:38.527	<u>1:59.563</u>	189.5	16:33.237	10	4:07.626	39.096	1:33.976	1:54.554	198.1	45:11.578
4	4:17.723	40.396	1:38.421	1:58.906	190.3	20:50.960	71 SangHo KIM KOR						
5	<u>4:15.606</u>	40.122	<u>1:36.926</u>	1:58.488	191.9	25:06.566	Porsche 911 GT3 Cup						
6	4:15.491	40.304	1:36.745	1:58.442	192.0	29:22.057	1	7:03.832	2:29.448	2:13.850	2:20.534	114.5	7:03.832
7	4:14.141	40.151	<u>1:36.245</u>	1:57.745	193.0	33:36.198	2	5:36.061	43.804	2:50.151	2:02.106	146.0	12:39.893
8	4:15.409	39.804	1:37.430	1:58.175	192.1	37:51.607	3	4:21.954	41.528	1:39.091	2:01.335	187.3	17:01.847
9	4:13.396	39.818	1:36.405	1:57.173	193.6	42:05.003	4	4:18.938	40.976	1:38.247	1:59.715	189.4	21:20.785
10	4:13.834	39.911	1:36.400	1:57.523	193.2	46:18.837	5	<u>4:18.205</u>	40.859	1:37.349	<u>1:59.997</u>	190.0	25:38.990
44 André GAIDZINSKI BRA							6	4:18.029	40.849	1:37.919	1:59.261	190.1	29:57.019
Porsche 911 GT3 Cup							7	4:19.179	41.790	1:37.786	1:59.603	189.3	34:16.198
1	7:04.904	2:30.300	2:14.120	2:20.484	114.2	7:04.904	8	4:16.474	41.115	1:37.316	1:58.043	191.3	38:32.672
2	5:44.651	47.072	2:52.949	2:04.630	142.3	12:49.555	9	4:19.034	43.091	1:36.910	1:59.033	189.4	42:51.706
3	4:22.852	41.734	1:38.478	2:02.640	186.6	17:12.407	10	4:50.000	47.934	1:51.413	2:10.653	169.1	47:41.706
4	4:21.119	41.602	1:38.119	2:01.398	187.9	21:33.526	72 Antonella BASSANI BRA						
5	4:19.338	41.169	1:37.611	2:00.558	189.1	25:52.864	Porsche 911 GT3 Cup						
6	<u>4:35.755</u> B	41.115	<u>1:40.978</u>	2:13.662	177.9	30:28.619	1	8:53.529	2:45.574	2:36.309	3:31.646	91.0	8:53.529
7	6:31.446	2:48.070	1:38.486	2:04.890	125.3	37:00.065	2	5:28.335	45.609	2:46.355	1:56.371	149.4	14:21.864
8	4:16.759	40.651	1:36.812	1:59.296	191.0	41:16.824	3	4:09.164	39.291	1:35.491	1:54.382	196.9	18:31.028
9	4:16.445	40.561	1:36.974	1:58.910	191.3	45:33.269	4	4:07.608	38.875	1:34.870	1:53.863	198.1	22:38.636
45 José MOURA NET BRA							5	4:06.601	38.673	1:34.626	1:53.302	198.9	26:45.237
Porsche 911 GT3 Cup							6	4:06.107	38.514	1:34.510	1:53.083	199.3	30:51.344
1	4:54.847	1:11.319	1:44.564	1:58.964	164.6	4:54.847	7	4:11.551	38.464	1:34.628	1:58.459	195.0	35:02.895
2	5:37.579	47.454	2:55.106	1:55.019	145.3	10:32.426	8	4:08.828	38.804	1:34.603	1:55.421	197.1	39:11.723
3	<u>4:11.619</u>	39.478	1:36.280	<u>1:55.861</u>	194.9	14:44.045	9	4:13.565	38.579	1:34.582	2:00.404	193.5	43:25.288
4	4:08.682	38.973	1:35.254	1:54.455	197.2	18:52.727	10	4:46.031B	38.778	1:34.576	2:32.677	171.5	48:11.319
5	4:08.204	39.043	1:34.838	1:54.323	197.6	23:00.931	77 Francisco HORTA BRA						
6	4:19.353B	39.107	1:35.367	2:04.879	189.1	27:20.284	Porsche 911 GT3 Cup						
7	7:03.155	3:26.059	1:41.338	1:55.758	115.9	34:23.439	1	5:46.793	1:42.541	1:57.269	2:06.983	139.9	5:46.793
8	<u>4:09.088</u>	38.922	<u>1:35.300</u>	1:54.866	196.9	38:32.527	2	5:36.365	41.106	2:57.684	1:57.575	145.8	11:23.158
9	4:07.016	38.658	1:34.622	1:53.736	198.6	42:39.543	3	4:10.903	39.386	1:36.208	1:55.309	195.5	15:34.061
10	4:21.922B	38.423	<u>1:35.044</u>	2:08.455	187.3	47:01.465	4	4:10.866	39.153	1:36.272	1:55.441	195.5	19:44.927
51 Israel SALMEN BRA							5	<u>4:10.413</u>	39.455	1:35.487	<u>1:55.471</u>	195.9	23:55.340
Porsche 911 GT3 Cup							6	4:14.879	42.601	1:36.479	1:55.799	192.5	28:10.219
1	5:11.803	1:28.822	1:43.512	1:59.469	155.6	5:11.803	7	4:40.821	39.316	1:50.066	2:11.439	174.7	32:51.040
2	5:34.750	41.516	2:57.193	1:56.041	146.5	10:46.553	8	4:14.795	40.072	1:35.787	1:58.936	192.5	37:05.835
3	<u>4:10.166</u>	39.210	<u>1:36.080</u>	1:54.876	196.1	14:56.719	9	4:09.725	39.069	1:35.361	1:55.295	196.4	41:15.560
4	4:08.181	39.226	1:35.228	1:53.727	197.6	19:04.900	10	4:10.396	38.990	1:35.778	1:55.628	195.9	45:25.956
5	4:06.416	38.721	1:34.458	1:53.237	199.1	23:11.316	80 Rouman ZIEMKIEWICZ BRA						
6	4:07.906	38.786	1:35.021	1:54.099	197.9	27:19.222	Porsche 911 GT3 Cup						
7	<u>4:23.552</u>	38.764	<u>1:38.245</u>	2:06.543	186.1	31:42.774	1	5:56.176	1:57.529	1:53.981	2:04.666	136.3	5:56.176
8	4:19.740B	39.483	1:35.533	2:04.724	188.9	36:02.514							



Porsche Carrera Cup Brasil

94^o Edition des 24 Heures du Mans

Qualifying Session

Sector Analysis

— Invalidated Lap ■ Personal Best ■ Session Best B Crossing the pit lane

Lap	Time	Sector 1	Sector 2	Sector 3	Kph	Elapsed	Lap	Time	Sector 1	Sector 2	Sector 3	Kph	Elapsed
2	5:34.967	42.947	2:51.631	2:00.389	146.4	11:31.143	8	<u>4:10.991</u>	39.828	1:35.373	<u>1:55.790</u>	195.4	37:06.829
3	<u>4:12.718</u>	39.478	<u>1:35.425</u>	1:57.815	194.1	15:43.861	9	4:11.494	40.063	1:35.228	1:56.203	195.0	41:18.323
4	4:10.330	39.312	1:35.784	1:55.234	196.0	19:54.191	10	4:11.591	39.849	1:35.374	1:56.368	195.0	45:29.914
5	<u>4:09.620</u>	39.275	1:34.891	<u>1:55.454</u>	196.5	24:03.811							
6	<u>4:13.419</u>	39.274	1:36.306	<u>1:57.839</u>	193.6	28:17.230							
7	4:12.386	38.798	1:35.397	1:58.191	194.4	32:29.616							
8	<u>4:11.099</u>	39.138	<u>1:37.139</u>	1:54.822	195.4	36:40.715							
9	4:27.686	46.786	1:44.618	1:56.282	183.2	41:08.401							
10	4:08.042	38.901	1:34.368	1:54.773	197.8	45:16.443							

83 **Marco BILLI** BRA
Porsche 911 GT3 Cup

1	6:45.134	2:17.766	2:19.168	2:08.200	119.8	6:45.134
2	5:34.975	41.664	2:52.049	2:01.262	146.4	12:20.109
3	4:14.271	40.150	1:36.505	1:57.616	192.9	16:34.380
4	4:29.054 B	39.920	1:39.949	2:09.185	182.3	21:03.434
5	7:21.317	3:08.256	1:55.396	2:17.665	111.2	28:24.751
6	4:21.036	42.093	1:39.432	1:59.511	187.9	32:45.787
7	4:13.426	39.793	1:36.873	1:56.760	193.6	36:59.213
8	4:10.183	39.446	1:35.293	1:55.444	196.1	41:09.396
9	4:14.918	41.080	1:37.427	1:56.411	192.4	45:24.314

93 **Michael FASSBENDER** IRL
Porsche 911 GT3 Cup

1	5:59.243	1:53.813	1:56.947	2:08.483	135.1	5:59.243
2	5:41.564	42.776	2:55.002	2:03.786	143.6	11:40.807
3	4:13.714	40.243	1:37.091	1:56.380	193.3	15:54.521
4	<u>4:10.940</u>	39.518	1:36.154	<u>1:55.268</u>	195.5	20:05.461
5	4:10.738	39.322	1:35.765	1:55.651	195.6	24:16.199
6	4:10.667	39.193	1:35.652	1:55.822	195.7	28:26.866
7	4:44.123 B	42.854	1:44.036	2:17.233	172.6	33:10.989
8	6:23.115	2:42.305	1:41.855	1:58.955	128.0	39:34.104
9	4:11.294	39.747	1:36.208	1:55.339	195.2	43:45.398
10	4:09.567	39.428	1:35.578	1:54.561	196.6	47:54.965

97 **Jeff GIASSI** BRA
Porsche 911 GT3 Cup

1	4:43.912	59.403	1:44.721	1:59.788	170.9	4:43.912
2	5:27.792	45.247	2:47.870	1:54.675	149.6	10:11.704
3	4:22.498	40.982	1:47.887	1:53.629	186.9	14:34.202
4	4:06.721	38.574	1:34.931	1:53.216	198.8	18:40.923
5	4:05.720	38.474	1:34.137	1:53.109	199.6	22:46.643
6	4:05.941	38.464	1:34.206	1:53.271	199.4	26:52.584
7	5:19.438 B	38.563	1:54.211	2:46.664	153.6	32:12.022
8	5:48.413	2:01.913	1:42.420	2:04.080	140.8	38:00.435
9	4:04.977	38.500	1:34.079	1:52.398	200.2	42:05.412
10	4:21.238	40.089	1:36.474	2:04.675	187.8	46:26.650

99 **Wagner PONTES** BRA
Porsche 911 GT3 Cup

1	6:19.813	2:12.086	2:04.771	2:02.956	127.8	6:19.813
2	5:30.012	40.176	2:51.003	1:58.833	148.6	11:49.825
3	4:14.215	39.624	1:36.874	1:57.717	193.0	16:04.040
4	4:13.897	40.221	1:36.897	1:56.779	193.2	20:17.937
5	4:12.324	40.007	1:36.218	1:56.099	194.4	24:30.261
6	4:11.730	39.869	1:35.749	1:56.112	194.9	28:41.991
7	4:13.847	40.027	1:35.456	1:58.364	193.2	32:55.838

117 **Pietro FANTIN** BRA
Porsche 911 GT3 Cup

1	27:08.922	...	1:50.317	1:58.290	29.8	27:08.922
2	4:21.913	39.383	1:35.982	2:06.548	187.3	31:30.835
3	4:07.309	38.557	1:35.411	1:53.341	198.3	35:38.144
4	4:06.865	38.592	1:35.061	1:53.212	198.7	39:45.009
5	<u>4:06.200</u>	38.532	<u>1:34.504</u>	1:53.164	199.2	43:51.209
6	4:09.821	38.876	1:34.452	1:56.493	196.4	48:01.030

118 **Matheus COMPARATTO** BRA
Porsche 911 GT3 Cup

1	4:48.542	1:02.371	1:46.034	2:00.137	168.2	4:48.542
2	5:35.166	50.571	2:50.279	1:54.316	146.4	10:23.708
3	<u>4:13.040</u>	44.903	1:35.036	1:53.101	193.9	14:36.748
4	<u>4:06.313</u>	38.693	<u>1:34.704</u>	1:52.916	199.1	18:43.061
5	4:30.702 B	40.332	1:39.702	2:10.668	181.2	23:13.763
6	8:40.367	5:05.986	1:37.432	1:56.949	94.3	31:54.130
7	<u>4:07.206</u>	38.919	<u>1:35.045</u>	1:53.242	198.4	36:01.336
8	4:07.310	38.809	1:35.000	1:53.501	198.3	40:08.646
9	4:15.037	39.737	1:35.314	1:59.986	192.3	44:23.683
10	4:06.666	38.859	1:34.621	1:53.186	198.9	48:30.349

544 **Marçal MULLER** BRA
Porsche 911 GT3 Cup

1	4:43.523	58.962	1:44.367	2:00.194	171.2	4:43.523
2	5:26.878	44.833	2:47.933	1:54.112	150.1	10:10.401
3	4:22.759	41.514	1:48.139	1:53.106	186.7	14:33.160
4	4:06.950	38.385	1:35.657	1:52.908	198.6	18:40.110
5	4:05.900	38.203	1:34.883	1:52.814	199.5	22:46.010
6	4:15.628 B	38.241	1:36.576	2:00.811	191.9	27:01.638
7	5:42.518	1:58.293	1:44.535	1:59.690	143.2	32:44.156
8	4:09.935	38.136	<u>1:34.589</u>	1:57.210	196.3	36:54.091
9	4:13.394	38.484	1:38.601	1:56.309	193.6	41:07.485
10	4:04.889	38.160	1:34.043	1:52.686	200.3	45:12.374

888 **Lineu PIRES** BRA
Porsche 911 GT3 Cup

1	5:24.505	1:28.396	1:48.669	2:07.440	149.6	5:24.505
2	5:30.389	41.218	2:52.688	1:56.483	148.5	10:54.894
3	<u>4:09.476</u>	38.995	<u>1:35.339</u>	1:55.142	196.6	15:04.370
4	<u>4:10.055</u>	38.814	<u>1:35.336</u>	1:55.905	196.2	19:14.425
5	<u>4:10.034</u>	38.863	<u>1:35.685</u>	1:55.486	196.2	23:24.459
6	4:07.979	39.157	1:34.697	1:54.125	197.8	27:32.438
7	4:07.187	38.676	1:34.383	1:54.128	198.4	31:39.625
8	<u>4:30.367</u>	38.884	<u>1:51.553</u>	1:59.930	181.4	36:09.992
9	4:07.359	39.314	1:34.188	1:53.857	198.3	40:17.351
10	4:07.236	38.819	<u>1:34.166</u>	1:54.251	198.4	44:24.587
11	4:06.566	38.864	1:34.088	1:53.614	198.9	48:31.153