

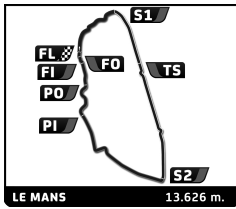
Porsche Carrera Cup Brasil

94^o Edition des 24 Heures du Mans

Race 1

Sector Analysis

Sector Analysis							Sector Analysis						
Lap	Time	Sector 1	Sector 2	Sector 3	Kph	Elapsed	Lap	Time	Sector 1	Sector 2	Sector 3	Kph	Elapsed
2 Silvio MORESTONI BRA							Porsche 911 GT3 Cup						
1	4:18.792	45.785	1:36.554	1:56.453	187.5	4:18.792	8	4:07.279	38.861	1:34.422	1:53.996	198.4	35:19.148
2	4:10.470	39.707	1:34.695	1:56.068	195.8	8:29.262	9	4:07.500	38.645	1:35.394	1:53.461	198.2	39:26.648
10	4:07.914	38.612	1:35.434	1:53.868	197.9	43:34.562	10	4:07.914	38.612	1:35.434	1:53.868	197.9	43:34.562
11	<u>4:08.656</u>	39.071	1:35.510	<u>1:54.075</u>	197.3	47:43.218	11	<u>4:08.656</u>	39.071	1:35.510	<u>1:54.075</u>	197.3	47:43.218
3 Cristian MOHR BRA							Porsche 911 GT3 Cup						
1	4:18.282	45.416	1:36.639	1:56.227	187.9	4:18.282	1	4:20.248	45.186	1:37.371	1:57.691	186.5	4:20.248
2	4:10.212	39.788	1:34.894	1:55.530	196.0	8:28.494	2	4:10.487	39.734	1:34.773	1:55.980	195.8	8:30.735
3	4:10.056	39.256	1:35.429	1:55.371	196.2	12:38.550	3	4:08.948	39.358	1:34.772	1:54.818	197.0	12:39.683
4	5:04.426	40.356	2:22.080	2:01.990	161.1	17:42.976	4	5:02.309	39.673	2:22.374	2:00.262	162.3	17:41.992
5	4:09.875	39.229	1:35.209	1:55.437	196.3	21:52.851	5	4:08.567	39.129	1:35.037	1:54.401	197.3	21:50.559
6	4:10.466	39.419	1:35.063	1:55.984	195.8	26:03.317	6	4:08.391	39.154	1:35.054	1:54.183	197.5	25:58.950
7	4:09.958	39.694	1:35.015	1:55.249	196.2	30:13.275	7	<u>4:08.767</u>	39.497	1:35.173	<u>1:54.097</u>	197.2	30:07.717
8	4:09.000	39.900	1:34.383	1:54.717	197.0	34:22.275	8	<u>4:08.346</u>	39.244	1:34.822	<u>1:54.280</u>	197.5	34:16.063
9	4:08.529	39.026	1:34.959	1:54.544	197.4	38:30.804	9	<u>4:07.083</u>	39.064	1:34.088	<u>1:53.931</u>	198.5	38:23.146
10	4:11.014	39.786	1:35.165	1:56.063	195.4	42:41.818	10	<u>4:08.397</u>	38.946	<u>1:34.482</u>	1:54.969	197.5	42:31.543
11	4:11.058	39.941	1:34.563	1:56.554	195.4	46:52.876	11	<u>4:10.957</u>	38.840	<u>1:37.238</u>	1:54.879	195.5	46:42.500
7 Miguel PALUDO BRA							Porsche 911 GT3 Cup						
1	4:12.576	41.668	1:35.560	1:55.348	192.1	4:12.576	1	4:21.744	47.479	1:37.712	1:56.553	185.4	4:21.744
2	4:07.028	38.874	1:34.290	1:53.864	198.6	8:19.604	2	4:12.309	40.923	1:35.089	1:56.297	194.4	8:34.053
3	4:06.590	38.864	1:34.171	1:53.555	198.9	12:26.194	3	4:12.483	40.119	1:35.307	1:57.057	194.3	12:46.536
4	4:58.779	38.986	2:17.228	2:02.565	164.2	17:24.973	4	5:02.683	40.264	2:19.991	2:02.428	162.1	17:49.219
5	<u>4:08.431</u>	39.511	1:34.657	<u>1:54.263</u>	197.4	21:33.404	5	4:10.661	39.625	1:35.735	1:55.301	195.7	21:59.880
6	4:07.384	39.040	1:34.450	1:53.894	198.3	25:40.788	6	4:12.906	40.158	1:36.624	1:56.124	194.0	26:12.786
7	4:07.358	39.000	1:34.137	1:54.221	198.3	29:48.146	7	4:11.507	39.569	1:35.853	1:56.085	195.0	30:24.293
8	4:06.541	38.897	1:34.065	1:53.579	199.0	33:54.687	8	4:11.309	39.692	1:36.159	1:55.458	195.2	34:35.602
9	4:07.470	39.006	1:34.198	1:54.266	198.2	38:02.157	9	4:10.900	39.683	1:35.612	1:55.605	195.5	38:46.502
10	4:07.049	39.276	1:34.078	1:53.695	198.6	42:09.206	10	4:11.200	39.363	1:36.268	1:55.569	195.3	42:57.702
11	4:07.273	38.906	1:35.045	1:53.322	198.4	46:16.479	11	4:17.850	39.908	1:39.854	1:58.088	190.2	47:15.552
9 Edu GUEDES BRA							Porsche 911 GT3 Cup						
1	4:29.309	49.762	1:39.416	2:00.131	180.2	4:29.309	1	4:20.845	47.298	1:36.582	1:56.965	186.1	4:20.845
2	4:19.738	41.445	1:38.229	2:00.064	188.9	8:49.047	2	4:11.142	40.567	1:34.919	1:55.656	195.3	8:31.987
3	4:20.789	41.151	1:38.416	2:01.222	188.1	13:09.836	3	<u>4:13.578</u>	39.539	1:36.092	<u>1:57.947</u>	193.4	12:45.565
4	5:04.907	41.842	2:18.334	2:04.731	160.9	18:14.743	4	<u>5:06.414</u>	40.164	<u>2:21.628</u>	<u>2:04.622</u>	160.1	17:51.979
5	4:31.559B	40.606	1:37.940	2:13.013	180.6	22:46.302	5	<u>4:14.174</u>	39.754	<u>1:37.359</u>	1:57.061	193.0	22:06.153
6	5:49.627	2:10.902	1:38.579	2:00.146	140.3	28:35.929	6	4:13.763	39.854	1:36.969	1:56.940	193.3	26:19.916
7	4:18.710	41.913	1:37.241	1:59.556	189.6	32:54.639	7	4:14.191	40.173	1:36.601	1:57.417	193.0	30:34.107
8	4:18.184	40.728	1:37.498	1:59.958	190.0	37:12.823	8	4:14.434	39.881	1:37.056	1:57.497	192.8	34:48.541
9	4:23.086	40.465	1:43.116	1:59.505	186.5	41:35.909	9	4:13.456	39.649	1:36.671	1:57.136	193.5	39:01.997
10	4:19.524	40.929	1:39.156	1:59.439	189.0	45:55.433	10	4:14.097	40.264	1:36.985	1:56.848	193.0	43:16.094
11	4:21.998	40.771	1:39.035	2:02.192	187.2	50:17.431	11	4:15.577	40.497	1:37.598	1:57.482	191.9	47:31.671
10 Thiago VIVACQUA BRA							Porsche 911 GT3 Cup						
1	4:17.793B	40.834	1:35.959	2:01.000	188.3	4:17.793	1	4:22.264	47.793	1:38.004	1:56.467	185.0	4:22.264
2	5:27.879	1:58.387	1:35.959	1:53.533	149.6	9:45.672	2	4:12.861	40.795	1:35.163	1:56.903	194.0	8:35.125
3	4:07.628	38.505	1:35.572	1:53.551	198.1	13:53.300	3	4:12.901	39.822	1:37.384	1:55.695	194.0	12:48.026
4	4:54.524	38.885	2:15.651	1:59.988	166.5	18:47.824	4	<u>5:04.303</u>	39.730	<u>2:20.804</u>	2:03.769	161.2	17:52.329
5	4:07.632	38.719	1:35.169	1:53.744	198.1	22:55.456	5	4:11.336	39.722	1:35.899	1:55.715	195.2	22:03.665
6	4:07.996	39.418	1:34.938	1:53.640	197.8	27:03.452	6	4:10.121	39.494	1:35.037	1:55.590	196.1	26:13.786
7	<u>4:08.417</u>	38.789	1:35.046	<u>1:54.582</u>	197.5	31:11.869	7	<u>4:13.384</u>	<u>40.199</u>	1:36.275	1:56.910	193.6	30:27.170
							8	4:11.960	39.906	1:36.185	1:55.869	194.7	34:39.130
11 Pedro BOESEL BRA							Porsche 911 GT3 Cup						
1	4:20.248	45.186	1:37.371	1:57.691	186.5	4:20.248	1	4:20.248	45.186	1:37.371	1:57.691	186.5	4:20.248
2	4:10.487	39.734	1:34.773	1:55.980	195.8	8:30.735	2	4:10.487	39.734	1:34.773	1:55.980	195.8	8:30.735
3	4:08.948	39.358	1:34.772	1:54.818	197.0	12:39.683	3	4:08.948	39.358	1:34.772	1:54.818	197.0	12:39.683
4	5:02.309	39.673	2:22.374	2:00.262	162.3	17:41.992	4	5:02.309	39.673	2:22.374	2:00.262	162.3	17:41.992
5	4:08.567	39.129	1:35.037	1:54.401	197.3	21:50.559	5	4:08.567	39.129	1:35.037	1:54.401	197.3	21:50.559
6	4:08.391	39.154	1:35.054	1:54.183	197.5	25:58.950	6	4:08.391	39.154	1:35.054	1:54.183	197.5	25:58.950
7	<u>4:08.767</u>	39.497	1:35.173	<u>1:54.097</u>	197.2	30:07.717	7	<u>4:08.767</u>	39.497	1:35.173	<u>1:54.097</u>	197.2	30:07.717
8	<u>4:08.346</u>	39.244	1:34.822	<u>1:54.280</u>	197.5	34:16.063	8	<u>4:08.346</u>	39.244	1:34.822	<u>1:54.280</u>	197.5	34:16.063
9	<u>4:07.083</u>	39.064	1:34.088	<u>1:53.931</u>	198.5	38:23.146	9	<u>4:07.083</u>	39.064	1:34.088	<u>1:53.931</u>	198.5	38:23.146
10	<u>4:08.397</u>	38.946	<u>1:34.482</u>	1:54.969	197.5	42:31.543	10	<u>4:08.397</u>	38.946	<u>1:34.482</u>	1:54.969	197.5	42:31.543
11	<u>4:10.957</u>	38.840	<u>1:37.238</u>	1:54.879	195.5	46:42.500	11	<u>4:10.957</u>	38.840	<u>1:37.238</u>	1:54.879	195.5	46:42.500
12 Marco PISANI BRA							Porsche 911 GT3 Cup						
1	4:21.744	47.479	1:37.712	1:56.553	185.4	4:21.744	1	4:21.744	47.479	1:37.712	1:56.553	185.4	4:21.744
2	4:12.309	40.923	1:35.089	1:56.297	194.4	8:34.053	2	4:12.309	40.923	1:35.089	1:56.297	194.4	8:34.053
3	4:12.483	40.119	1:35.307	1:57.057	194.3	12:46.536	3	4:12.483	40.119	1:35.307	1:57.057	194.3	12:46.536
4	5:02.683</												



Porsche Carrera Cup Brasil

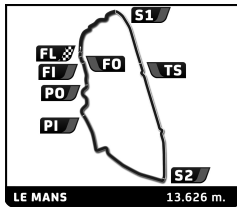
94^o Edition des 24 Heures du Mans

Race 1

Sector Analysis

— Invalidated Lap ■ Personal Best ■ Session Best B Crossing the pit lane

Lap	Time	Sector 1	Sector 2	Sector 3	Kph	Elapsed	Lap	Time	Sector 1	Sector 2	Sector 3	Kph	Elapsed		
9	4:14.121	40.005	1:37.102	1:57.014	193.0	38:53.251									
10	4:12.038	40.037	1:36.176	1:55.825	194.6	43:05.289									
11	4:15.727	40.487	1:38.736	1:56.504	191.8	47:21.016									
17	Marcos REGADAS						BRA	25	Paulo SOUSA						BRA
						Porsche 911 GT3 Cup							Porsche 911 GT3 Cup		
1	4:10.295	39.716	1:36.208	1:54.371	193.9	4:10.295	1	4:25.029	48.713	1:37.843	1:58.473	183.1	4:25.029		
2	4:06.608	38.895	1:34.585	1:53.128	198.9	8:16.903	2	4:13.930	39.732	1:37.527	1:56.671	193.2	8:38.959		
3	4:06.838	38.683	1:34.396	1:53.759	198.7	12:23.741	3	4:14.319	39.605	1:37.014	1:57.700	192.9	12:53.278		
4	5:00.614	38.979	2:18.598	2:03.037	163.2	17:24.355	4	5:12.400	39.440	2:19.462	2:13.498	157.0	18:05.678		
5	4:10.183	39.234	1:36.003	1:54.946	196.1	21:34.538	5	4:14.499	39.742	1:36.448	1:58.309	192.7	22:20.177		
6	4:07.776	39.368	1:34.144	1:54.264	198.0	25:42.314	6	4:12.369	40.335	1:36.017	1:56.017	194.4	26:32.546		
7	4:07.994	39.245	1:34.342	1:54.407	197.8	29:50.308	7	4:14.727	41.329	1:36.973	1:56.425	192.6	30:47.273		
8	4:07.501	39.462	1:33.643	1:54.396	198.2	33:57.809	8	4:14.022	39.474	1:36.890	1:57.658	193.1	35:01.295		
9	4:07.129	39.094	1:34.105	1:53.930	198.5	38:04.938	9	4:13.165	40.140	1:36.721	1:56.304	193.8	39:14.460		
10	4:06.667	39.014	1:33.486	1:54.167	198.9	42:11.605									
11	4:09.349	39.884	1:34.118	1:55.347	196.7	46:20.954									
19	Pipo MASSA						BRA	27	Josimar JUNIOR						BRA
						Porsche 911 GT3 Cup							Porsche 911 GT3 Cup		
1	4:12.130	41.136	1:36.127	1:54.867	192.5	4:12.130	1	4:17.690	44.957	1:36.643	1:56.090	188.3	4:17.690		
2	4:07.855	38.912	1:34.906	1:54.037	197.9	8:19.985	2	4:11.114	39.658	1:34.897	1:56.559	195.3	8:28.804		
3	4:06.803	38.927	1:34.569	1:53.307	198.8	12:26.788	3	4:20.393	39.625	1:34.975	2:05.793	188.4	12:49.197		
4	4:58.659	39.077	2:17.942	2:01.640	164.2	17:25.447	4	5:01.705	39.878	2:19.995	2:01.832	162.6	17:50.902		
5	4:10.262	39.315	1:35.154	1:55.793	196.0	21:35.709	5	4:09.167	39.580	1:34.530	1:55.057	196.9	22:00.069		
6	4:08.559	40.407	1:34.839	1:53.313	197.3	25:44.268	6	4:10.784	40.281	1:35.468	1:55.035	195.6	26:10.853		
7	4:07.476	39.305	1:34.701	1:53.470	198.2	29:51.744	7	4:10.959	39.616	1:36.122	1:55.221	195.5	30:21.812		
8	4:07.105	39.032	1:34.570	1:53.503	198.5	33:58.849	8	4:11.111	39.532	1:36.257	1:55.322	195.3	34:32.923		
9	4:06.824	38.693	1:34.443	1:53.688	198.7	38:05.673									
10	4:07.328	38.944	1:34.665	1:53.719	198.3	42:13.001									
11	4:08.322	38.948	1:34.989	1:54.385	197.5	46:21.323									
21	Miguel MARIOTTI						BRA	29	Rodrigo MELLO						BRA
						Porsche 911 GT3 Cup							Porsche 911 GT3 Cup		
1	4:13.332	42.230	1:35.868	1:55.234	191.6	4:13.332	1	4:21.394	46.725	1:37.570	1:57.099	185.7	4:21.394		
2	4:08.808	39.154	1:34.967	1:54.687	197.2	8:22.140	2	4:11.595	40.615	1:35.333	1:55.647	195.0	8:32.989		
3	4:08.989	38.977	1:35.513	1:54.499	197.0	12:31.129	3	4:12.769	39.910	1:35.148	1:57.711	194.1	12:45.758		
4	5:00.441	38.860	2:20.998	2:00.583	163.3	17:31.570	4	4:59.987	40.281	2:17.569	2:02.137	163.5	17:45.745		
5	4:07.205	38.745	1:34.658	1:53.802	198.4	21:38.775	5	4:09.973	39.583	1:34.986	1:55.404	196.2	21:55.718		
6	4:06.835	38.702	1:34.487	1:53.646	198.7	25:45.610	6	4:11.210	39.969	1:35.569	1:55.672	195.3	26:06.928		
7	4:05.733	38.743	1:34.240	1:52.750	199.6	29:51.343	7	4:11.561	39.701	1:35.719	1:56.141	195.0	30:18.489		
8	4:05.514	38.940	1:33.733	1:52.841	199.8	33:56.857	8	4:11.323	40.223	1:35.498	1:55.602	195.2	34:29.812		
9	4:16.015	39.570	1:35.000	2:01.445	191.6	38:12.872	9	4:08.838	39.330	1:34.682	1:54.826	197.1	38:38.650		
23	Leonardo HERRMANN						BRA	31	Sebá MALUCELLI						BRA
						Porsche 911 GT3 Cup							Porsche 911 GT3 Cup		
1	4:19.069	46.283	1:36.607	1:56.179	187.3	4:19.069	1	4:19.901	44.437	1:37.888	1:57.576	186.7	4:19.901		
2	4:10.498	39.675	1:34.800	1:56.023	195.8	8:29.567	2	4:10.312	39.468	1:35.105	1:55.739	196.0	8:30.213		
3	4:09.178	39.673	1:34.496	1:55.009	196.9	12:38.745	3	4:10.686	39.387	1:35.279	1:56.020	195.7	12:40.899		
4	5:02.533	40.332	2:22.331	1:59.870	162.1	17:41.278	4	5:04.277	39.400	2:21.968	2:02.909	161.2	17:45.176		
5	4:07.573	39.059	1:34.112	1:54.402	198.1	21:48.851	5	4:09.967	39.668	1:35.119	1:55.180	196.2	21:55.143		
6	4:09.635	39.476	1:35.095	1:55.064	196.5	25:58.486	6	4:09.075	38.976	1:35.035	1:55.064	196.9	26:04.218		
7	4:11.679	39.868	1:36.044	1:55.767	194.9	30:10.165	7	4:09.427	39.261	1:35.210	1:54.956	196.7	30:13.645		
8	4:10.462	39.877	1:35.135	1:55.450	195.8	34:20.627	8	4:09.331	39.769	1:34.621	1:54.941	196.7	34:22.976		
9	4:08.727	39.566	1:34.983	1:54.178	197.2	38:29.354	9	4:08.173	38.889	1:34.687	1:54.597	197.7	38:31.149		
10	4:10.157	39.600	1:35.559	1:54.998	196.1	42:39.511	10	4:09.480	39.654	1:35.304	1:54.522	196.6	42:40.629		
11	4:11.144	39.276	1:36.645	1:55.223	195.3	46:50.655	11	4:10.161	38.801	1:36.135	1:55.225	196.1	46:50.790		
33	Bruno CAMPOS						BRA	33	Bruno CAMPOS						BRA
						Porsche 911 GT3 Cup							Porsche 911 GT3 Cup		
1	4:27.810					4:27.810	1	4:27.810	48.091	1:40.115	1:59.604	181.2	4:27.810		
2	4:13.141					8:40.951	2	4:13.141	40.188	1:36.084	1:56.869	193.8	8:40.951		
3	4:15.564					12:56.515	3	4:15.564	39.772	1:36.355	1:59.437	191.9	12:56.515		



Porsche Carrera Cup Brasil

94^o Edition des 24 Heures du Mans

Race 1

Sector Analysis

— Invalidated Lap ■ Personal Best ■ Session Best B Crossing the pit lane

Lap	Time	Sector 1	Sector 2	Sector 3	Kph	Elapsed	Lap	Time	Sector 1	Sector 2	Sector 3	Kph	Elapsed
4	5:01.146	39.970	2:18.017	2:03.159	162.9	17:57.661	5	4:08.660	39.417	1:34.833	1:54.410	197.3	21:44.888
5	4:10.727	39.542	1:35.444	1:55.741	195.6	22:08.388	6	4:08.565	39.417	1:34.661	1:54.487	197.3	25:53.453
6	4:09.445	39.533	1:34.708	1:55.204	196.6	26:17.833	7	4:08.405	39.381	1:34.418	1:54.606	197.5	30:01.858
7	<u>4:11.659</u>	39.456	<u>1:35.727</u>	1:56.476	194.9	30:29.492	8	4:08.449	39.210	1:35.168	1:54.071	197.4	34:10.307
8	4:10.612	39.775	1:35.015	1:55.822	195.7	34:40.104	9	4:10.647	39.980	1:34.783	1:55.884	195.7	38:20.954
9	<u>4:10.653</u>	39.629	<u>1:35.857</u>	<u>1:55.167</u>	195.7	38:50.757	10	4:11.916	39.754	1:36.089	1:56.073	194.7	42:32.870
10	4:11.883	39.419	1:36.286	1:56.178	194.7	43:02.640	11	<u>4:13.014</u>	39.721	1:36.958	<u>1:56.335</u>	193.9	46:45.884
11	4:16.419	39.587	1:39.862	1:56.970	191.3	47:19.059							

39 **Luiz SOUZA** BRA
Porsche 911 GT3 Cup

1	4:27.369	49.258	1:38.547	1:59.564	181.5	4:27.369
2	4:14.326	40.336	1:36.833	1:57.157	192.9	8:41.695
3	4:15.716	40.128	1:35.797	1:59.791	191.8	12:57.411
4	5:06.288	40.390	2:21.051	2:04.847	160.2	18:03.699
5	4:16.329	40.355	1:36.227	1:59.747	191.4	22:20.028
6	4:14.550	39.887	1:36.177	1:58.486	192.7	26:34.578
7	4:15.456	40.373	1:36.462	1:58.621	192.0	30:50.034
8	4:12.918	40.129	1:36.289	1:56.500	193.9	35:02.952
9	4:11.281	39.836	1:35.693	1:55.752	195.2	39:14.233
10	4:13.091	40.705	1:36.012	1:56.374	193.8	43:27.324
11	4:18.984	41.358	1:37.913	1:59.713	189.4	47:46.308

44 **André GAIDZINSKI** BRA
Porsche 911 GT3 Cup

1	4:31.735	50.700	1:39.564	2:01.471	178.6	4:31.735
2	4:19.811	41.672	1:37.393	2:00.746	188.8	8:51.546
3	<u>4:19.794</u>	40.997	1:37.813	<u>2:00.984</u>	188.8	13:11.340
4	5:06.770	41.453	2:19.050	2:06.267	159.9	18:18.110
5	4:19.547	41.206	1:37.251	2:01.090	189.0	22:37.657
6	4:20.692	41.853	1:37.527	2:01.312	188.2	26:58.349
7	4:20.917	41.610	1:37.976	2:01.331	188.0	31:19.266
8	4:19.405	41.449	1:37.794	2:00.162	189.1	35:38.671
9	4:19.402	41.187	1:37.598	2:00.617	189.1	39:58.073
10	4:28.768	40.899	1:47.371	2:00.498	182.5	44:26.841
11	4:45.025	40.909	1:57.607	2:06.509	172.1	49:11.866

45 **José MOURA NET** BRA
Porsche 911 GT3 Cup

1	4:16.996	44.743	1:36.516	1:55.737	188.8	4:16.996
2	4:09.717	39.441	1:35.183	1:55.093	196.4	8:26.713
3	<u>4:09.153</u>	39.413	<u>1:35.178</u>	1:54.562	196.9	12:35.866
4	5:01.461	39.511	2:21.008	2:00.942	162.7	17:37.327
5	4:10.211	39.531	1:36.051	1:54.629	196.0	21:47.538
6	4:08.376	39.164	1:34.370	1:54.842	197.5	25:55.914
7	4:08.901	39.238	1:35.172	1:54.491	197.1	30:04.815
8	<u>4:08.475</u>	39.095	1:35.060	<u>1:54.320</u>	197.4	34:13.290
9	4:08.643	39.239	1:34.989	1:54.415	197.3	38:21.933
10	4:11.338	39.384	1:36.068	1:55.886	195.2	42:33.271
11	4:12.692	39.582	1:36.287	1:56.823	194.1	46:45.963

51 **Israel SALMEN** BRA
Porsche 911 GT3 Cup

1	<u>4:14.191</u>	42.870	1:34.740	<u>1:56.581</u>	190.9	4:14.191
2	4:11.124	40.727	1:34.787	1:55.610	195.3	8:25.315
3	4:08.923	39.652	1:34.951	1:54.320	197.1	12:34.238
4	5:01.990	39.409	2:21.571	2:01.010	162.4	17:36.228

70 **Lucas SALLES** BRA
Porsche 911 GT3 Cup

1	<u>4:14.384</u>	43.094	1:35.528	<u>1:55.762</u>	190.8	4:14.384
2	4:09.470	39.837	1:34.888	1:54.745	196.6	8:23.854
3	4:08.752	39.209	1:34.380	1:55.163	197.2	12:32.606
4	5:01.316	39.835	2:21.682	1:59.799	162.8	17:33.922
5	4:08.943	39.329	1:34.918	1:54.696	197.0	21:42.865
6	4:08.240	39.278	1:34.764	1:54.198	197.6	25:51.105
7	4:07.602	39.223	1:34.689	1:53.690	198.1	29:58.707
8	<u>4:08.420</u>	38.987	1:34.807	<u>1:54.626</u>	197.5	34:07.127
9	4:08.584	39.261	1:34.723	1:54.600	197.3	38:15.711
10	4:08.783	39.211	1:35.119	1:54.453	197.2	42:24.494
11	4:10.890	38.983	1:36.449	1:55.458	195.5	46:35.384

71 **SangHo KIM** KOR
Porsche 911 GT3 Cup

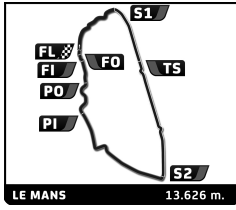
1	4:31.228	50.102	1:39.741	2:01.385	178.9	4:31.228
2	4:19.233	41.593	1:37.686	1:59.954	189.2	8:50.461
3	4:19.785	40.818	1:37.880	2:01.087	188.8	13:10.246
4	5:04.997	41.639	2:19.188	2:04.170	160.8	18:15.243
5	<u>4:17.549</u>	40.970	1:37.349	<u>1:59.230</u>	190.5	22:32.792
6	4:18.721	40.861	1:37.272	1:50.588	189.6	26:51.513
7	<u>4:21.270</u>	41.027	1:38.057	<u>2:02.186</u>	187.7	31:12.783
8	4:18.807	40.860	1:37.739	2:00.208	189.5	35:31.590
9	4:19.492	41.193	1:37.823	2:00.476	189.0	39:51.082
10	<u>4:30.611</u>	41.002	1:40.091	<u>2:09.518</u>	181.3	44:21.693
11	4:18.132	41.496	1:37.038	1:59.598	190.0	48:39.825

72 **Antonella BASSANI** BRA
Porsche 911 GT3 Cup

1	4:15.226	42.614	1:36.379	1:56.233	190.1	4:15.226
2	4:08.836	39.852	1:34.732	1:54.252	197.1	8:24.062
3	4:07.978	39.229	1:33.959	1:54.790	197.8	12:32.040
4	4:59.988	38.873	2:20.639	2:00.476	163.5	17:32.028
5	<u>4:07.588</u>	38.724	<u>1:34.617</u>	1:54.247	198.1	21:39.616
6	4:07.271	38.868	1:34.549	1:53.854	198.4	25:46.887
7	4:06.567	38.977	1:34.249	1:53.341	198.9	29:53.454
8	4:06.255	38.802	1:34.289	1:53.164	199.2	33:59.709
9	<u>4:07.562</u>	39.056	<u>1:34.288</u>	1:54.218	198.1	38:07.271
10	4:06.477	39.140	1:34.497	1:52.840	199.0	42:13.748
11	4:07.704	38.948	1:34.521	1:54.235	198.0	46:21.452

77 **Francisco HORTA** BRA
Porsche 911 GT3 Cup

1	4:26.855	50.355	1:38.120	1:58.380	181.9	4:26.855
2	4:12.639	40.283	1:36.198	1:56.158	194.2	8:39.494
3	4:12.345	39.534	1:36.865	1:55.946	194.4	12:51.839
4	4:59.888	39.107	2:18.736	2:02.045	163.6	17:51.727
5	4:08.768	39.037	1:34.637	1:55.094	197.2	22:00.495



Porsche Carrera Cup Brasil

94^o Edition des 24 Heures du Mans

Race 1

Sector Analysis

— Invalidated Lap ■ Personal Best ■ Session Best B Crossing the pit lane

Lap	Time	Sector 1	Sector 2	Sector 3	Kph	Elapsed	Lap	Time	Sector 1	Sector 2	Sector 3	Kph	Elapsed
6	4:10.733	40.103	1:35.568	1:55.062	195.6	26:11.228	7	4:06.391	38.688	1:34.433	1:53.270	199.1	29:45.559
7	4:08.934	39.513	1:36.115	1:53.306	197.1	30:20.162	8	4:06.191	39.003	1:34.311	1:52.877	199.2	33:51.750
8	4:08.409	38.992	1:34.792	1:54.625	197.5	34:28.571	9	4:08.156	38.738	1:34.971	1:54.447	197.7	37:59.906
9	4:06.691	38.688	1:34.538	1:53.465	198.8	38:35.262	10	4:07.320	38.849	1:35.029	1:53.442	198.3	42:07.226
10	4:07.141	38.722	1:35.062	1:53.357	198.5	42:42.403	11	4:06.544	38.697	1:34.110	1:53.737	199.0	46:13.770
11	4:09.871	39.543	1:34.834	1:55.494	196.3	46:52.274							

80 Rouman ZIEMKIEWICZ BRA
Porsche 911 GT3 Cup

1	4:20.612	46.093	1:37.125	1:57.394	186.2	4:20.612
2	4:11.863	40.627	1:35.497	1:55.739	194.8	8:32.475
3	4:10.826	39.961	1:34.765	1:56.100	195.6	12:43.301
4	5:01.734	39.342	2:20.038	2:02.354	162.6	17:45.035
5	4:09.375	39.488	1:34.863	1:55.024	196.7	21:54.410
6	4:09.251	39.078	1:35.312	1:54.861	196.8	26:03.661
7	4:25.589	39.575	1:46.621	1:59.393	184.7	30:29.250
8	4:10.395	39.401	1:35.046	1:55.948	195.9	34:39.645
9	4:12.814	39.892	1:37.084	1:55.838	194.0	38:52.459
10	4:10.835	39.288	1:36.077	1:55.470	195.6	43:03.294
11	4:17.420	39.532	1:41.085	1:56.803	190.6	47:20.714

83 Marco BILLI BRA
Porsche 911 GT3 Cup

1	4:25.736	48.505	1:38.486	1:58.745	182.6	4:25.736
2	4:14.777	40.493	1:36.486	1:57.798	192.5	8:40.513
3	4:29.080	39.843	1:36.109	2:13.128	182.3	13:09.593
4	5:01.520	40.750	2:17.988	2:02.782	162.7	18:11.113
5	4:15.139	40.555	1:36.573	1:58.011	192.3	22:26.252
6	4:14.239	40.331	1:35.783	1:58.125	192.9	26:40.491
7	4:12.038	39.824	1:36.002	1:56.212	194.6	30:52.529
8	4:11.639	39.782	1:35.865	1:55.992	194.9	35:04.168
9	4:10.816	39.401	1:35.454	1:55.961	195.6	39:14.984
10	4:12.426	40.712	1:35.860	1:55.854	194.3	43:27.410
11	4:15.160	40.710	1:37.115	1:57.335	192.2	47:42.570

93 Michael FASSBENDER IRL
Porsche 911 GT3 Cup

1	5:01.215	47.111	2:15.506	1:58.598	161.1	5:01.215
2	4:14.108	40.198	1:37.231	1:56.679	193.0	9:15.323
3	4:15.090	39.749	1:37.692	1:57.649	192.3	13:30.413
4	5:05.361	39.757	2:23.873	2:01.731	160.6	18:35.774
5	4:11.924	39.923	1:36.489	1:55.512	194.7	22:47.698
6	4:11.027	39.618	1:35.987	1:55.422	195.4	26:58.725
7	4:10.884	40.488	1:35.770	1:54.626	195.5	31:09.609
8	4:10.700	39.297	1:35.924	1:55.479	195.7	35:20.309
9	4:10.161	39.123	1:36.561	1:54.477	196.1	39:30.470
10	4:11.561	39.554	1:36.747	1:55.260	195.0	43:42.031
11	4:12.766	39.399	1:37.377	1:55.990	194.1	47:54.797

97 Jeff GIASSI BRA
Porsche 911 GT3 Cup

1	4:10.761	40.354	1:36.006	1:54.401	193.5	4:10.761
2	4:08.122	38.895	1:35.147	1:54.080	197.7	8:18.883
3	4:06.503	38.485	1:34.816	1:53.202	199.0	12:25.386
4	4:59.124	38.904	2:17.734	2:02.486	164.0	17:24.510
5	4:08.249	39.652	1:34.757	1:53.840	197.6	21:32.759
6	4:06.409	38.933	1:34.647	1:52.829	199.1	25:39.168

99 Wagner PONTES BRA
Porsche 911 GT3 Cup

1	4:26.433	48.902	1:38.456	1:59.075	182.2	4:26.433
2	4:13.748	40.244	1:36.272	1:57.232	193.3	8:40.181
3	4:15.164	39.738	1:36.197	1:59.229	192.2	12:55.345
4	5:07.693	41.766	2:21.092	2:04.835	159.4	18:03.038
5	4:31.511	40.576	1:36.577	2:14.358	180.7	22:34.549
6	4:39.740	1:03.187	1:37.888	1:58.665	175.4	27:14.289
7	4:19.113	41.842	1:37.700	1:59.571	189.3	31:33.402
8	4:16.223	40.753	1:36.872	1:58.598	191.4	35:49.625
9	4:15.582	40.410	1:38.049	1:57.123	191.9	40:05.207
10	4:16.772	40.345	1:37.255	1:59.172	191.0	44:21.979
11	4:16.931	40.357	1:37.369	1:59.205	190.9	48:38.910

117 Pietro FANTIN BRA
Porsche 911 GT3 Cup

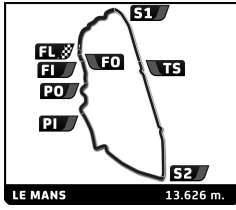
1	4:14.698	43.428	1:35.581	1:55.689	190.5	4:14.698
2	4:07.725	39.858	1:33.910	1:53.957	198.0	8:22.423
3	4:06.368	40.148	1:33.222	1:52.998	199.1	12:28.791
4	4:59.547	38.705	2:20.842	2:00.000	163.8	17:28.338
5	4:07.450	38.780	1:33.758	1:54.912	198.2	21:35.788
6	4:07.349	40.005	1:34.348	1:52.996	198.3	25:43.137
7	4:05.613	38.718	1:33.829	1:53.066	199.7	29:48.750
8	4:06.367	39.232	1:33.616	1:53.519	199.1	33:55.117
9	4:06.341	38.918	1:33.446	1:53.977	199.1	38:01.458
10	4:06.682	38.942	1:34.580	1:53.160	198.8	42:08.140
11	4:07.359	38.993	1:34.594	1:53.772	198.3	46:15.499

118 Matheus COMPARATTO BRA
Porsche 911 GT3 Cup

1	4:15.446	44.014	1:35.831	1:55.601	190.0	4:15.446
2	4:08.946	39.832	1:34.984	1:54.130	197.0	8:24.392
3	4:08.342	39.135	1:34.278	1:54.929	197.5	12:32.734
4	5:00.397	39.178	2:21.393	1:59.826	163.3	17:33.131
5	4:07.408	38.689	1:34.910	1:53.809	198.3	21:40.539
6	4:07.355	39.044	1:34.690	1:53.621	198.3	25:47.894
7	4:07.446	38.890	1:34.654	1:53.902	198.2	29:55.340
8	4:06.788	38.944	1:34.063	1:53.781	198.8	34:02.128
9	4:07.350	39.121	1:34.721	1:53.508	198.3	38:09.478
10	4:07.942	39.155	1:35.079	1:53.708	197.8	42:17.420
11	4:08.821	39.075	1:35.342	1:54.404	197.1	46:26.241

544 Marçal MULLER BRA
Porsche 911 GT3 Cup

1	4:11.262	40.020	1:35.715	1:55.527	193.1	4:11.262
2	4:06.392	38.630	1:34.367	1:53.395	199.1	8:17.654
3	4:06.804	38.555	1:34.922	1:53.327	198.8	12:24.458
4	5:00.153	38.859	2:18.387	2:02.907	163.4	17:24.611
5	4:09.127	39.236	1:35.565	1:54.326	196.9	21:33.738
6	4:05.981	38.950	1:33.901	1:53.130	199.4	25:39.719
7	4:06.751	38.611	1:35.165	1:52.975	198.8	29:46.470



Porsche Carrera Cup Brésil

94^o Edition des 24 Heures du Mans

Race 1

Sector Analysis

— Invalidated Lap ■ Personal Best ■ Session Best B Crossing the pit lane

Lap	Time	Sector 1	Sector 2	Sector 3	Kph	Elapsed	Lap	Time	Sector 1	Sector 2	Sector 3	Kph	Elapsed
8	4:06.156	38.770	1:34.469	1:52.917	199.3	33:52.626							
9	4:08.135	38.580	1:34.016	1:55.539	197.7	38:00.761							
10	4:05.593	38.544	1:34.223	1:52.826	199.7	42:06.354							
11	4:07.560	38.720	1:34.709	1:54.131	198.1	46:13.914							

888

Lineu PIREES

BRA

Porsche 911 GT3 Cup

1	4:16.412	43.744	1:35.706	1:56.962	189.3	4:16.412
2	4:09.792	39.744	1:34.734	1:55.314	196.4	8:26.204
3	4:09.027	39.305	1:34.907	1:54.815	197.0	12:35.231
4	5:01.988	39.211	2:21.214	2:01.563	162.4	17:37.219
5	4:08.604	39.325	1:34.144	1:55.135	197.3	21:45.823
6	4:08.234	39.209	1:34.182	1:54.843	197.6	25:54.057
7	4:08.415	39.105	<u>1:34.322</u>	1:54.988	197.5	30:02.472
8	4:08.619	39.018	1:34.905	1:54.696	197.3	34:11.091
9	4:09.392	39.490	<u>1:34.805</u>	1:55.104	196.7	38:20.490
10	4:09.074	39.735	1:33.860	1:55.479	196.9	42:29.564
11	4:12.292	39.739	1:36.507	1:56.046	194.4	46:41.856