

Porsche Carrera Cup Brasil

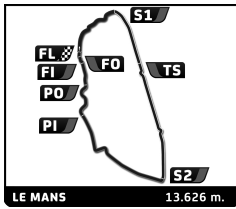
94^o Edition des 24 Heures du Mans

Race 2

Sector Analysis

— Invalidated Lap ■ Personal Best ■ Session Best B Crossing the pit lane

Lap	Time	Sector 1	Sector 2	Sector 3	Kph	Elapsed	Lap	Time	Sector 1	Sector 2	Sector 3	Kph	Elapsed
2 Silvio MORESTONI BRA							Porsche 911 GT3 Cup						
1	5:22.510	1:39.381	1:41.351	2:01.778	150.5	5:22.510	4	5:25.020	1:25.667	1:36.891	2:22.462	150.9	21:16.243
2	5:27.270	1:27.533	1:37.358	2:22.379	149.9	10:49.780	5	5:23.440	1:25.596	1:36.319	2:21.525	151.7	26:39.683
3	5:24.920	1:25.693	1:36.956	2:22.271	151.0	16:14.700	6	5:25.970	1:25.565	1:36.300	2:24.105	150.5	32:05.653
4	5:26.816	1:25.566	1:37.075	2:24.175	150.1	21:41.516	7	5:23.544	1:25.563	1:36.519	2:21.462	151.6	37:29.197
5	5:25.166	1:25.648	1:36.578	2:22.940	150.9	27:06.682	8	4:57.693	1:25.615	1:36.255	1:55.823	164.8	42:26.890
							9	5:22.734	1:24.208	1:36.330	2:22.196	152.0	47:49.624
3 Cristian MOHR BRA							Porsche 911 GT3 Cup						
1	5:05.053	1:26.832	1:38.365	1:59.856	159.1	5:05.053							
2	5:35.696	1:25.921	1:37.587	2:32.188	146.1	10:40.749							
3	6:13.864B	1:26.058	1:41.021	3:06.785	131.2	16:54.613							
7 Miguel PALUDO BRA							Porsche 911 GT3 Cup						
1	4:54.292	1:21.635	1:37.144	1:55.513	164.9	4:54.292							
2	5:25.459	1:25.898	1:38.030	2:21.531	150.7	10:19.751							
3	5:25.306	1:25.869	1:37.725	2:21.712	150.8	15:45.057							
4	5:25.753	1:25.864	1:37.768	2:22.121	150.6	21:10.810							
5	5:24.269	1:25.787	1:36.992	2:21.490	151.3	26:35.079							
6	5:24.862	1:25.733	1:37.592	2:21.537	151.0	31:59.941							
7	5:24.219	1:25.783	1:36.828	2:21.608	151.3	37:24.160							
8	4:57.572	1:25.763	1:36.885	1:54.924	164.8	42:21.732							
9	5:23.578	1:25.733	1:35.945	2:21.900	151.6	47:45.310							
9 Edu GUEDES BRA							Porsche 911 GT3 Cup						
1	5:30.127	1:37.559	1:44.115	2:08.453	147.0	5:30.127							
2	5:48.380	1:23.523	1:39.506	2:45.351	140.8	11:18.507							
3	5:38.272	1:24.646	1:40.538	2:33.088	145.0	16:56.779							
4	5:33.703	1:25.760	1:39.754	2:28.189	147.0	22:30.482							
5	5:35.337	1:25.780	1:40.223	2:29.334	146.3	28:05.819							
6	5:34.198	1:25.774	1:40.374	2:28.050	146.8	33:40.017							
7	5:36.074	1:25.664	1:39.711	2:30.699	146.0	39:16.091							
8	5:15.212	1:25.685	1:39.848	2:09.679	155.6	44:31.303							
9	6:02.495	1:25.453	1:39.742	2:57.300	135.3	50:33.798							
10 Thiago VIVACQUA BRA							Porsche 911 GT3 Cup						
1	5:06.276	1:31.072	1:37.799	1:57.405	158.5	5:06.276							
2	5:27.708	1:26.931	1:36.486	2:24.291	149.7	10:33.984							
3	5:23.827	1:25.891	1:35.701	2:22.235	151.5	15:57.811							
4	5:24.900	1:25.860	1:36.433	2:22.607	151.0	21:22.711							
5	5:23.825	1:25.857	1:36.129	2:21.839	151.5	26:46.536							
6	5:23.510	1:25.896	1:36.420	2:21.194	151.6	32:10.046							
7	5:25.203	1:25.931	1:35.896	2:23.376	150.8	37:35.249							
8	4:55.342	1:25.873	1:35.764	1:53.705	166.1	42:30.591							
9	5:22.761	1:25.837	1:35.899	2:21.025	152.0	47:53.352							
11 Pedro BOESEL BRA							Porsche 911 GT3 Cup						
1	5:02.230	1:25.240	1:37.877	1:59.113	160.6	5:02.230							
2	5:24.983	1:26.123	1:36.928	2:21.932	150.9	10:27.213							
3	5:24.010	1:25.751	1:36.399	2:21.860	151.4	15:51.223							
12 Marco PISANI BRA							Porsche 911 GT3 Cup						
1	5:05.828	1:27.223	1:39.987	1:58.618	158.7	5:05.828							
2	5:31.065	1:26.085	1:37.774	2:27.206	148.2	10:36.893							
3	5:27.767	1:25.667	1:37.116	2:24.984	149.7	16:04.660							
4	5:26.624	1:25.647	1:37.661	2:23.316	150.2	21:31.284							
5	5:27.520	1:25.648	1:38.156	2:23.716	149.8	26:58.804							
6	5:28.433	1:25.621	1:37.408	2:25.404	149.4	32:27.237							
7	5:29.783	1:25.715	1:37.887	2:26.181	148.7	37:57.020							
14 Carlos CAMPOS BRA							Porsche 911 GT3 Cup						
1	5:05.795	1:29.875	1:37.894	1:58.026	158.7	5:05.795							
2	5:27.598	1:26.523	1:36.554	2:24.521	149.7	10:33.393							
3	5:26.485	1:25.604	1:37.056	2:23.825	150.2	15:59.878							
4	5:24.313	1:25.509	1:36.519	2:22.285	151.3	21:24.191							
5	5:26.388	1:25.528	1:36.956	2:23.904	150.3	26:50.579							
6	5:24.644	1:25.204	1:37.034	2:22.406	151.1	32:15.223							
7	5:24.617	1:25.338	1:36.340	2:22.939	151.1	37:39.840							
8	4:56.394	1:25.587	1:36.272	1:54.535	165.5	42:36.234							
9	5:28.600	1:27.159	1:36.086	2:25.355	149.3	48:04.834							
15 Leonardo SANCHEZ BRA							Porsche 911 GT3 Cup						
1	5:07.309	1:29.040	1:39.525	1:58.744	157.9	5:07.309							
2	5:30.095	1:26.378	1:37.793	2:25.924	148.6	10:37.404							
3	5:27.916	1:25.800	1:38.313	2:23.803	149.6	16:05.320							
4	5:27.576	1:25.737	1:37.689	2:24.150	149.7	21:32.896							
5	5:27.425	1:25.761	1:38.052	2:23.612	149.8	27:00.321							
6	5:28.211	1:25.680	1:37.563	2:24.968	149.5	32:28.532							
7	5:29.273	1:25.676	1:39.069	2:24.528	149.0	37:57.805							
8	5:00.078	1:25.648	1:37.575	1:56.855	163.5	42:57.883							
9	5:28.022	1:26.272	1:38.664	2:23.086	149.5	48:25.905							
17 Marcos REGADAS BRA							Porsche 911 GT3 Cup						
1	4:59.181	1:22.713	1:37.553	1:58.915	162.2	4:59.181							
2	5:24.675	1:26.135	1:36.003	2:22.537	151.1	10:23.856							
3	5:24.217	1:25.730	1:36.308	2:22.179	151.3	15:48.073							
4	5:24.946	1:25.489	1:37.394	2:22.063	151.0	21:13.019							
5	5:25.022B	1:25.565	1:35.982	2:23.475	150.9	26:38.041							
6	5:29.884	1:30.175	1:36.575	2:23.134	148.7	32:07.925							
7	5:21.722	1:24.691	1:35.981	2:21.050	152.5	37:29.647							
8	4:55.229	1:25.545	1:34.879	1:54.805	166.2	42:24.876							
9	5:21.172	1:24.313	1:35.924	2:20.935	152.7	47:46.048							
19 Pipo MASSA BRA							Porsche 911 GT3 Cup						
1	4:59.449	1:21.337	1:39.069	1:59.043	162.1	4:59.449							
2	5:24.824	1:26.304	1:36.218	2:22.302	151.0	10:24.273							



Porsche Carrera Cup Brasil

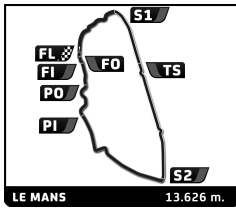
94^o Edition des 24 Heures du Mans

Race 2

Sector Analysis

— Invalidated Lap ■ Personal Best ■ Session Best B Crossing the pit lane

Lap	Time	Sector 1	Sector 2	Sector 3	Kph	Elapsed	Lap	Time	Sector 1	Sector 2	Sector 3	Kph	Elapsed
3	5:24.899	1:25.784	1:36.198	2:22.917	151.0	15:49.172	8	<u>7:09.563</u> B	1:25.699	1:37.630	<u>4:06.234</u>	114.2	45:06.877
4	5:25.567	1:25.666	1:36.417	2:23.484	150.7	21:14.739	31 Sebá MALUCELLI BRA						
5	5:23.726	1:25.678	1:36.563	2:21.485	151.5	26:38.465	Porsche 911 GT3 Cup						
6	5:24.316	1:25.734	1:36.295	2:22.287	151.2	32:02.781	1	<u>5:04.573</u>	1:25.639	1:38.033	<u>2:00.901</u>	159.3	5:04.573
7	5:23.150	1:25.665	1:36.831	2:20.654	151.8	37:25.931	2	5:28.375	1:26.002	1:37.799	2:24.574	149.4	10:32.948
8	<u>4:57.206</u>	1:25.767	1:37.190	<u>1:54.249</u>	165.0	42:23.137	3	5:27.275	1:25.771	1:37.508	2:23.996	149.9	16:00.223
9	5:22.480	1:25.228	1:35.523	2:21.729	152.1	47:45.617	4	5:25.151	1:25.866	1:37.130	2:22.155	150.9	21:25.374
21 Miguel MARIOTTI BRA							5	5:26.172	1:25.789	1:37.245	2:23.138	150.4	26:51.546
Porsche 911 GT3 Cup							6	5:24.854	1:25.743	1:36.342	2:22.769	151.0	32:16.400
1	5:14.170	1:38.096	1:39.446	1:56.628	154.5	5:14.170	7	5:24.047	1:25.623	1:36.351	2:22.073	151.4	37:40.447
2	5:31.137	1:27.217	1:36.631	2:27.289	148.1	10:45.307	8	4:57.840	1:25.793	1:36.936	1:55.111	164.7	42:38.287
3	5:26.073	1:25.832	1:37.226	2:23.015	150.4	16:11.380	9	5:56.492	1:56.150	1:36.863	2:23.479	137.6	48:34.779
4	5:28.998	1:25.663	1:38.826	2:24.509	149.1	21:40.378	33 Bruno CAMPOS BRA						
5	5:24.573	1:25.724	1:36.159	2:22.690	151.1	27:04.951	Porsche 911 GT3 Cup						
6	5:26.033	1:25.683	1:35.796	2:24.554	150.5	32:30.984	1	5:07.812	1:28.469	1:39.617	1:59.726	157.7	5:07.812
7	5:30.487	1:25.647	1:37.652	2:27.188	148.4	38:01.471	2	5:30.354	1:26.546	1:37.795	2:26.013	148.5	10:38.166
8	4:58.976	1:25.680	1:35.625	1:57.671	164.1	43:00.447	3	<u>5:28.023</u>	1:26.075	1:38.070	<u>2:23.878</u>	149.5	16:06.189
9	5:26.426	1:25.801	1:37.263	2:23.362	150.3	48:26.873	4	5:27.285	1:25.993	1:38.200	2:23.092	149.9	21:33.474
23 Leonardo HERRMANN BRA							5	5:28.601	1:26.041	1:38.207	2:24.353	149.3	27:02.075
Porsche 911 GT3 Cup							6	5:27.962	1:25.945	1:37.039	2:24.978	149.6	32:30.037
1	5:17.757	1:39.771	1:40.209	1:57.777	152.7	5:17.757	7	5:31.044	1:25.807	1:37.914	2:27.323	148.2	38:01.081
2	5:31.203	1:26.145	1:37.951	2:27.107	148.1	10:48.960	8	<u>5:01.144</u>	1:25.758	1:38.488	<u>1:56.898</u>	162.9	43:02.225
3	5:24.861	1:25.712	1:36.625	2:22.524	151.0	16:13.821	9	5:26.868	1:26.450	1:37.052	2:23.366	150.1	48:29.093
4	5:26.902	1:25.660	1:37.187	2:24.055	150.1	21:40.723	39 Luiz SOUZA BRA						
5	5:25.618	1:25.639	1:37.148	2:22.831	150.6	27:06.341	Porsche 911 GT3 Cup						
6	5:26.567	1:25.726	1:37.421	2:23.420	150.2	32:32.908	1	5:12.570	1:31.824	1:41.573	1:59.173	155.3	5:12.570
7	5:28.888	1:25.567	1:37.172	2:26.149	149.1	38:01.796	2	5:35.924	1:25.444	1:39.762	2:30.718	146.0	10:48.494
8	5:00.095	1:25.606	1:37.682	1:56.807	163.5	43:01.891	3	5:29.968	1:25.727	1:39.473	2:24.768	148.7	16:18.462
9	5:26.975	1:25.670	1:36.686	2:24.619	150.0	48:28.866	4	5:27.643	1:25.398	1:39.550	2:22.695	149.7	21:46.105
25 Paulo SOUSA BRA							5	5:26.506	1:25.154	1:37.682	2:23.670	150.2	27:12.611
Porsche 911 GT3 Cup							6	5:41.599	1:25.689	1:38.127	2:37.783	143.6	32:54.210
1	5:21.932	1:38.731	1:41.797	2:01.404	150.7	5:21.932	7	5:27.847	1:25.887	1:37.884	2:24.076	149.6	38:22.057
27 Josimar JUNIOR BRA							8	<u>5:05.753</u>	1:25.599	1:38.552	<u>2:01.602</u>	160.4	43:27.810
Porsche 911 GT3 Cup							44 André GAIDZINSKI BRA						
1	5:15.236	1:39.004	1:38.686	1:57.546	154.0	5:15.236	Porsche 911 GT3 Cup						
2	5:30.870	1:26.433	1:37.384	2:27.053	148.3	10:46.106	1	<u>5:22.079</u>	1:37.254	1:43.062	<u>2:01.763</u>	150.7	5:22.079
3	5:26.350	1:25.833	1:37.370	2:23.147	150.3	16:12.456	45 José MOURA NET BRA						
4	5:26.691	1:25.752	1:36.770	2:24.169	150.1	21:39.147	Porsche 911 GT3 Cup						
5	5:25.400	1:25.779	1:36.767	2:22.854	150.7	27:04.547	1	5:03.698	1:24.827	1:38.295	2:00.576	159.8	5:03.698
6	5:26.054	1:25.754	1:35.825	2:24.475	150.4	32:30.601	2	5:28.278	1:25.868	1:37.719	2:24.691	149.4	10:31.976
7	5:29.313	1:25.757	1:36.792	2:26.764	149.0	37:59.914	3	5:25.505	1:25.937	1:37.301	2:22.267	150.7	15:57.481
8	4:58.112	1:25.597	1:36.266	1:56.249	164.5	42:58.026	4	5:26.232	1:25.826	1:37.791	2:22.615	150.4	21:23.713
9	5:30.516	1:26.688	1:38.589	2:25.239	148.4	48:28.542	5	5:27.286	1:25.729	1:38.039	2:23.518	149.9	26:50.999
29 Rodrigo MELLO BRA							6	5:24.850	1:25.655	1:37.232	2:21.963	151.0	32:15.849
Porsche 911 GT3 Cup							7	5:25.798	1:25.598	1:37.433	2:22.767	150.6	37:41.647
1	5:08.920	1:29.397	1:39.871	1:59.652	157.1	5:08.920	8	<u>4:57.107</u>	1:25.795	1:36.578	<u>1:54.734</u>	165.1	42:38.754
2	5:29.832	1:25.762	1:37.713	2:26.357	148.7	10:38.752	9	5:26.718	1:26.790	1:36.512	2:23.416	150.1	48:05.472
3	5:28.611	1:25.953	1:39.259	2:23.399	149.3	16:07.363	51 Israel SALMEN BRA						
4	5:27.222	1:25.840	1:37.790	2:23.592	149.9	21:34.585	Porsche 911 GT3 Cup						
5	5:26.918	1:25.806	1:37.080	2:24.032	150.0	27:01.503	1	5:00.849	1:24.424	1:38.281	1:58.144	161.3	5:00.849
6	5:27.947	1:25.810	1:36.601	2:25.536	149.6	32:29.450							
7	5:27.864	1:25.722	1:37.210	2:24.932	149.6	37:57.314							



Porsche Carrera Cup Brasil

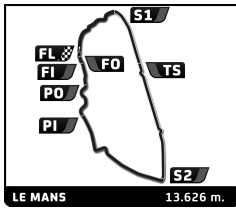
94^o Edition des 24 Heures du Mans

Race 2

Sector Analysis

— Invalidated Lap ■ Personal Best ■ Session Best B Crossing the pit lane

Lap	Time	Sector 1	Sector 2	Sector 3	Kph	Elapsed	Lap	Time	Sector 1	Sector 2	Sector 3	Kph	Elapsed
70 Lucas SALLES BRA							Porsche 911 GT3 Cup						
1	5:22.423	1:23.470	2:00.221	1:58.732	150.5	5:22.423							
2	5:26.850	1:25.567	1:36.975	2:24.308	150.1	10:49.273							
3	5:25.054	1:25.735	1:36.922	2:22.397	150.9	16:14.327							
4	5:26.745	1:25.549	1:36.787	2:24.409	150.1	21:41.072							
5	5:24.154	1:25.612	1:35.845	2:22.697	151.3	27:05.226							
6	5:26.279	1:25.708	1:36.048	2:24.523	150.3	32:31.505							
7	5:28.819	1:25.661	1:36.968	2:26.190	149.2	38:00.324							
8	4:59.394	1:25.561	1:36.043	1:57.790	163.8	42:59.718							
9	5:17.365	1:25.750	1:36.702	2:14.913	154.6	48:17.083							
71 SangHo KIM KOR							Porsche 911 GT3 Cup						
1	5:20.468	1:36.543	1:42.607	2:01.318	151.4	5:20.468							
2	5:32.043	1:26.661	1:41.272	2:24.110	147.7	10:52.511							
3	5:32.429	1:25.988	1:40.160	2:26.281	147.6	16:24.940							
4	5:31.013	1:25.890	1:39.903	2:25.220	148.2	21:55.953							
5	5:46.890B	1:25.322	1:41.923	2:39.645	141.4	27:42.843							
6	5:43.636	1:29.451	1:41.385	2:32.800	142.7	33:26.479							
7	5:38.369	1:26.093	1:40.268	2:32.008	145.0	39:04.848							
8	5:21.348	1:27.030	1:40.426	2:13.892	152.6	44:26.196							
9	5:47.177	1:25.934	1:39.138	2:42.105	141.3	50:13.373							
72 Antonella BASSANI BRA							Porsche 911 GT3 Cup						
1	4:56.764	1:21.038	1:37.449	1:58.277	163.5	4:56.764							
2	5:26.134	1:26.755	1:36.208	2:23.171	150.4	10:22.898							
3	5:24.324	1:25.802	1:36.179	2:22.343	151.2	15:47.222							
4	5:24.969	1:25.857	1:36.995	2:22.117	150.9	21:12.191							
5	5:23.281	1:25.713	1:36.112	2:21.456	151.7	26:35.472							
6	5:23.878	1:25.716	1:36.933	2:21.229	151.5	31:59.350							
7	5:23.456	1:25.732	1:36.212	2:21.512	151.7	37:22.806							
8	4:57.440	1:25.730	1:36.248	1:55.462	164.9	42:20.246							
9	5:24.263	1:25.844	1:36.486	2:21.933	151.3	47:44.509							
77 Francisco HORTA BRA							Porsche 911 GT3 Cup						
1	5:04.149	1:25.910	1:38.352	1:59.887	159.6	5:04.149							
2	5:28.215	1:25.860	1:37.532	2:24.823	149.5	10:32.364							
3	5:26.372	1:25.772	1:36.893	2:23.707	150.3	15:58.736							
4	5:24.357	1:25.782	1:36.961	2:21.614	151.2	21:23.093							
5	5:26.732	1:25.808	1:37.030	2:23.894	150.1	26:49.825							
6	5:24.872	1:25.717	1:37.645	2:21.510	151.0	32:14.697							
7	5:26.140	1:25.526	1:37.641	2:22.973	150.4	37:40.837							
8	4:58.020	1:25.807	1:36.827	1:55.386	164.6	42:38.857							
9	5:24.199	1:25.947	1:36.333	2:21.919	151.3	48:03.056							
80 Rouman ZIEMKIEWICZ BRA							Porsche 911 GT3 Cup						
1	5:05.348	1:27.073	1:40.421	1:57.854	158.9	5:05.348							
2	5:29.792	1:25.862	1:38.029	2:25.901	148.7	10:35.140							
3	5:20.702	1:21.366	1:36.576	2:22.760	153.0	15:55.842							
4	5:25.964	1:24.581	1:38.091	2:23.292	150.5	21:21.806							
5	5:31.016B	1:25.874	1:37.494	2:27.648	148.2	26:52.822							
6	5:35.335	1:32.311	1:36.998	2:26.026	146.3	32:28.157							
7	5:34.049B	1:25.774	1:38.054	2:30.221	146.8	38:02.206							
8	5:05.513	1:32.081	1:36.880	1:56.552	160.6	43:07.719							
9	5:26.474	1:26.324	1:36.466	2:23.684	150.2	48:34.193							
83 Marco BILLI BRA							Porsche 911 GT3 Cup						
1	5:13.217	1:33.227	1:40.453	1:59.537	154.9	5:13.217							
2	5:34.395	1:26.196	1:39.414	2:28.785	146.7	10:47.612							
3	5:28.251	1:25.828	1:39.798	2:22.625	149.4	16:15.863							
4	5:27.525	1:25.683	1:37.509	2:24.333	149.8	21:43.388							
5	5:27.740	1:25.747	1:38.262	2:23.731	149.7	27:11.128							
6	5:36.601	1:25.753	1:37.852	2:32.996	145.7	32:47.729							
7	5:28.225	1:25.724	1:38.084	2:24.417	149.4	38:15.954							
8	5:03.381	1:25.735	1:38.409	1:59.237	161.7	43:19.335							
9	5:33.221	1:27.689	1:38.384	2:27.148	147.2	48:52.556							
93 Michael FASSBENDER IRL							Porsche 911 GT3 Cup						
1	5:10.697	1:32.842	1:39.750	1:58.105	156.2	5:10.697							
2	5:28.640	1:25.912	1:37.413	2:25.315	149.3	10:39.337							
3	5:27.602	1:26.007	1:38.395	2:23.200	149.7	16:06.939							
4	5:27.226				149.9	21:34.165							
5	5:26.853				150.1	27:01.018							
6	5:27.744				149.7	32:28.762							
7	5:30.245				148.5	37:59.007							
8	5:00.015				163.5	42:59.022							
9	5:28.168				149.5	48:27.190							
97 Jeff GIASSI BRA							Porsche 911 GT3 Cup						
1	4:59.719	1:22.512	1:38.119	1:59.088	161.9	4:59.719							
2	5:26.052	1:26.380	1:37.120	2:22.552	150.4	10:25.771							
3	5:25.814	1:25.858	1:37.519	2:22.437	150.6	15:51.585							
4	5:25.030	1:25.766	1:36.929	2:22.335	150.9	21:16.615							
5	5:23.934	1:25.727	1:36.866	2:21.341	151.4	26:40.549							
6	5:25.610	1:25.735	1:36.721	2:23.154	150.6	32:06.159							
7	5:25.177	1:25.764	1:37.090	2:22.323	150.8	37:31.336							
8	4:57.578	1:25.795	1:37.109	1:54.674	164.8	42:28.914							
9	5:23.977	1:25.672	1:36.987	2:21.318	151.4	47:52.891							
99 Wagner PONTES BRA							Porsche 911 GT3 Cup						
1	5:43.990	1:35.892	2:04.595	2:03.503	141.1	5:43.990							
2	6:04.998	1:31.468	1:40.296	2:53.234	134.4	11:48.988							
3	5:45.446	1:33.318	1:39.121	2:33.007	142.0	17:34.434							
4	5:42.613	1:31.587	1:39.038	2:31.988	143.2	23:17.047							
5	5:42.974	1:33.507	1:38.620	2:30.847	143.0	29:00.021							
6	6:02.220	1:33.081	1:39.463	2:49.676	135.4	35:02.241							



Porsche Carrera Cup Brasil

94^o Edition des 24 Heures du Mans

Race 2

Sector Analysis

— Invalidated Lap ■ Personal Best ■ Session Best B Crossing the pit lane

Lap	Time	Sector 1	Sector 2	Sector 3	Kph	Elapsed	Lap	Time	Sector 1	Sector 2	Sector 3	Kph	Elapsed
7	5:26.737	1:29.442	1:42.017	2:15.278	150.1	40:28.978							
8	5:36.835	1:29.608	1:38.791	2:28.436	145.6	46:05.813							
9	6:08.746	1:31.286	1:38.330	2:59.130	133.0	52:14.559							

117 Pietro FANTIN							BRA						
Porsche 911 GT3 Cup													
1	4:55.482	1:21.865	1:37.235	1:56.382	164.2	4:55.482							
2	5:25.080	1:26.128	1:36.840	2:22.112	150.9	10:20.562							
3	5:25.258	1:25.839	1:37.518	2:21.901	150.8	15:45.820							
4	5:24.526	1:25.811	1:36.769	2:21.946	151.2	21:10.346							
5	5:23.874	1:25.879	1:37.252	2:20.743	151.5	26:34.220							
6	5:23.504	1:25.735	1:37.188	2:20.581	151.6	31:57.724							
7	5:23.641	1:25.784	1:36.782	2:21.075	151.6	37:21.365							
8	4:56.891	1:25.718	1:36.632	1:54.541	165.2	42:18.256							
9	5:24.530	1:25.888	1:36.648	2:21.994	151.1	47:42.786							

118 Matheus COMPARATTO							BRA						
Porsche 911 GT3 Cup													
1	5:00.324	1:23.245	1:38.502	1:58.577	161.6	5:00.324							
2	5:35.752 B	1:27.498	1:38.120	2:30.134	146.1	10:36.076							
3	5:35.523	1:33.995	1:38.789	2:22.739	146.2	16:11.599							
4	5:28.022	1:25.693	1:38.127	2:24.202	149.5	21:39.621							
5	5:25.970	1:25.742	1:37.502	2:22.726	150.5	27:05.591							
6	5:25.649	1:25.810	1:36.349	2:23.490	150.6	32:31.240							
7	5:29.425	1:25.663	1:37.092	2:26.670	148.9	38:00.665							
8	5:00.718	1:25.709	1:36.676	1:58.333	163.1	43:01.383							
9	5:27.253	1:25.590	1:37.676	2:23.987	149.9	48:28.636							

544 Marçal MULLER							BRA						
Porsche 911 GT3 Cup													
1	4:57.011	1:22.195	1:37.808	1:57.008	163.4	4:57.011							
2	5:26.202	1:26.763	1:36.787	2:22.652	150.4	10:23.213							
3	5:25.294	1:25.742	1:37.173	2:22.379	150.8	15:48.507							
4	5:25.730	1:25.547	1:36.694	2:23.489	150.6	21:14.237							
5	5:23.827	1:25.569	1:36.707	2:21.551	151.5	26:38.064							
6	5:25.241	1:25.547	1:36.825	2:22.869	150.8	32:03.305							

888 Lineu PIRES							BRA						
Porsche 911 GT3 Cup													
1	5:00.037	1:23.994	1:38.524	1:57.519	161.7	5:00.037							
2	5:26.051	1:26.376	1:37.173	2:22.502	150.4	10:26.088							
3	5:26.743	1:25.864	1:37.961	2:22.918	150.1	15:52.831							
4	5:24.497	1:25.725	1:36.855	2:21.917	151.2	21:17.328							
5	5:24.801	1:25.654	1:36.866	2:22.281	151.0	26:42.129							
6	5:26.107	1:25.604	1:37.518	2:22.985	150.4	32:08.236							
7	5:25.331	1:25.662	1:36.973	2:22.696	150.8	37:33.567							
8	5:01.247	1:25.675	1:37.153	1:58.419	162.8	42:34.814							
9	5:26.043	1:25.643	1:37.408	2:22.992	150.4	48:00.857							