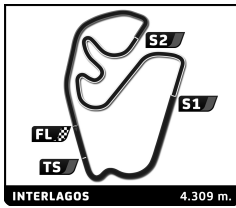


FIA WEC
Rolex 6 Hours of Sao Paulo
Free Practice 1

Sector Analysis

Lap under Red Flag Invalidated Lap Personal Best Session Best B Crossing the pit lane

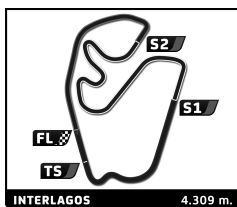
Lap	D	Time	Sector 1	Sector 2	Sector 3	T. Spd	Elapsed	Lap	D	Time	Sector 1	Sector 2	Sector 3	T. Spd	Elapsed
007 Aston Martin Thor Team 1. Harry TINCKNELL 2. Tom GAMBLE Aston Martin Valkyrie HYPERCAR								2	1	1:30.142	23.513	46.552	20.077	228.7	4:36.192
1	1	2:05.786	54.043	50.851	20.892		2:05.786	3	1	1:28.594	23.344	45.219	20.031	231.1	6:04.786
2	1	1:29.561	23.635	46.013	19.913	250.8	3:35.347	4	1	1:26.219	22.283	44.084	19.852	251.9	7:31.005
3	1	1:26.923	22.407	44.862	19.654	246.8	5:02.270	5	1	1:26.358	22.245	44.228	19.885	253.1	8:57.363
4	1	1:25.457	22.047	43.788	19.622	256.7	6:27.727	6	1	1:26.790	22.237	44.538	20.015	249.6	10:24.153
5	1	1:25.891	22.130	44.116	19.645	255.5	7:53.618	7	1	1:34.377 B	22.285	44.730	27.362	258.5	11:58.530
6	1	1:26.163	22.052	44.345	19.766	260.3	9:19.781	8	3	7:25.894	6:18.236	47.349	20.309		19:24.424
7	1	1:27.941	22.155	45.428	20.358	253.7	10:47.722	9	3	1:30.093	24.389	45.556	20.148	266.0	20:54.517
8	1	1:26.786	22.133	44.661	19.992	261.0	12:14.508	10	3	1:27.820	22.294	45.361	20.165	259.7	22:22.337
9	1	1:33.547 B	22.383	44.302	26.862	253.1	13:48.055	11	3	1:28.415	22.518	45.452	20.445	248.5	23:50.752
10	1	7:09.165	6:01.118	47.923	20.124		20:57.220	12	3	1:27.357	22.483	44.749	20.125	259.7	25:18.109
11	1	1:27.335	22.337	44.827	20.171	252.5	22:24.555	13	3	1:28.368	23.459	44.828	20.081	261.6	26:46.477
12	1	1:27.557	22.845	44.384	20.328	250.8	23:52.112	14	3	1:27.102	22.414	44.539	20.149	261.0	28:13.579
13	1	1:27.591	22.298	45.204	20.089	255.5	25:19.703	15	3	1:29.769	23.099	46.640	20.030	264.8	29:43.348
14	1	1:30.032	22.449	45.243	22.340	253.7	26:49.735	16	3	1:27.081	22.308	44.785	19.988	261.0	31:10.429
15	1	1:26.453	22.286	44.262	19.905	259.1	28:16.188	17	3	1:27.985	23.093	44.888	20.004	239.7	32:38.414
16	1	1:33.778 B	22.275	45.428	26.075	262.8	29:49.966	18	3	1:30.998	22.422	47.885	20.691	264.1	34:09.412
17	2	7:01.823	5:54.224	47.235	20.364		36:51.789	19	3	1:26.766	22.370	44.452	19.944	263.5	35:36.178
18	2	1:32.442	24.959	46.909	20.574	264.1	38:24.231	20	3	1:35.884 B	22.418	46.101	27.365	264.1	37:12.062
19	2	1:28.067	22.795	45.187	20.085	267.4	39:52.298	21	3	9:17.083	7:39.377	1:17.569	20.137		46:29.145
20	2	1:27.610	22.634	44.708	20.268	261.6	41:19.908	22	3	1:28.148	23.117	44.904	20.127	234.6	47:57.293
21	2	1:56.108	22.562	44.756	48.790	260.3	43:16.016	23	3	1:27.014	22.305	44.796	19.913	261.6	49:24.307
22	2	2:55.800	55.552	1:24.376	35.872	80.6	46:11.816	24	3	1:27.089	22.287	44.593	20.209	266.7	50:51.396
23	2	1:28.425	23.564	44.837	20.024	230.1	47:40.241	25	3	1:28.049	22.738	45.290	20.021	259.1	52:19.445
24	2	1:27.941	22.300	45.499	20.142	256.7	49:08.182	26	3	1:27.718	22.355	45.398	19.965	266.0	53:47.163
25	2	1:28.304	22.666	45.718	19.920	265.4	50:36.486	27	3	1:26.508	22.268	44.273	19.967	266.7	55:13.671
26	2	1:26.525	22.269	44.349	19.907	261.6	52:03.011	28	3	1:33.295 B	22.166	45.205	25.924	269.3	56:46.966
27	2	1:26.531	22.206	44.321	20.004	261.0	53:29.542	29	2	2:29.717	1:22.507	47.118	20.092		59:16.683
28	2	1:28.236	22.545	45.646	20.045	259.1	54:57.778	30	2	1:28.496	22.622	45.785	20.089	262.2	1:00:45.179
29	2	1:27.629	22.330	45.299	20.000	261.6	56:25.407	31	2	1:27.994	22.592	45.200	20.202	246.8	1:02:13.173
30	2	1:34.260 B	22.425	44.781	27.054	264.1	57:59.667	32	2	1:28.569	22.498	45.979	20.092	251.3	1:03:41.742
31	2	9:53.169	8:42.860	50.433	19.876		1:07:52.836	33	2	1:29.164	23.197	45.641	20.326	246.8	1:05:10.906
32	2	1:26.943	22.267	44.644	20.032	266.7	1:09:19.779	34	2	1:27.184	22.439	44.706	20.039	259.7	1:06:38.090
33	2	1:27.920	22.282	45.710	19.928	268.0	1:10:47.699	35	2	1:27.188	22.376	44.666	20.146	258.5	1:08:05.278
34	2	1:27.368	22.417	44.741	20.210	261.6	1:12:15.067	36	2	1:27.210	22.481	44.685	20.044	258.5	1:09:32.488
35	2	1:26.576	22.240	44.407	19.929	272.0	1:13:41.643	37	2	1:29.187	23.060	45.126	21.001	262.8	1:11:01.675
36	2	1:26.702	22.463	44.285	19.954	274.1	1:15:08.345	38	2	1:28.765	22.476	45.938	20.351	259.1	1:12:30.440
37	2	1:33.805 B	22.356	44.912	26.537	266.0	1:16:42.150	39	2	1:28.799	22.389	45.930	20.480	263.5	1:13:59.239
38	1	2:41.470	1:34.323	46.910	20.237		1:19:23.620	40	2	1:32.566 B	22.409	44.787	25.370	261.0	1:15:31.805
39	1	1:27.642	22.554	44.666	20.422	254.3	1:20:51.262	41	1	8:21.681	7:14.484	46.842	20.355		1:23:53.486
40	1	1:27.736	22.449	45.096	20.191	252.5	1:22:18.998	42	1	1:29.701	23.406	46.013	20.282	229.2	1:25:23.187
41	1	1:28.133	22.793	45.048	20.292	253.7	1:23:47.131	43	1	1:28.977	22.782	45.871	20.324	245.7	1:26:52.164
42	1	1:27.150	22.279	44.747	20.124	256.1	1:25:14.281	44	1	1:27.367	22.530	44.761	20.076	251.9	1:28:19.531
43	1	1:26.990	22.349	44.559	20.082	259.1	1:26:41.271	45	1	1:27.997	22.592	45.284	20.121	251.9	1:29:47.528
44	1	1:27.334	22.364	44.902	20.068	263.5	1:28:08.605	46	1	1:27.562	22.410	45.030	20.122	261.0	1:31:15.090
45	1	1:27.034	22.307	44.726	20.001	261.0	1:29:35.639	8 Toyota Racing 1. Sébastien BUEMI 2. Brendon HARTLEY 3. Ryo HIRAKAWA Toyota TR010 Hybrid HYPERCAR							
46	1	1:27.258	22.428	44.866	19.964	251.3	1:31:02.897	1	2	2:49.110	1:34.931	52.220	21.959		2:49.110
7 Toyota Racing 1. Mike CONWAY 2. Kamui KOBAYASHI 3. Nyck DE VRIES Toyota TR010 Hybrid HYPERCAR								2	2	1:30.722	24.023	46.398	20.301	239.2	4:19.832
1	1	3:06.050	1:53.349	51.823	20.878		3:06.050	3	2	1:28.345	22.620	45.504	20.221	241.3	5:48.177
								4	2	1:28.985	22.377	46.550	20.058	255.5	7:17.162
								5	2	1:27.202	22.648	44.475	20.079	261.6	8:44.364



FIA WEC Rolex 6 Hours of Sao Paulo Free Practice 1

Sector Analysis

Lap under Red Flag											Invalidated Lap		Personal Best	Session Best	B Crossing the pit lane
Lap	D	Time	Sector 1	Sector 2	Sector 3	T. Spd	Elapsed	Lap	D	Time	Sector 1	Sector 2	Sector 3	T. Spd	Elapsed
6	2	1:27.130	22.446	44.440	20.244	269.3	10:11.494	7	2	1:26.410	22.118	44.183	20.109	261.6	10:44.583
7	2	1:33.835 B	22.704	45.032	26.099	270.7	11:45.329	8	2	1:26.597	22.259	44.300	20.038	260.3	12:11.180
8	2	10:22.947	9:16.010	46.673	20.264		22:08.276	9	2	1:26.432	22.185	44.232	20.015	272.7	13:37.612
9	2	1:29.382	23.498	45.635	20.249	230.6	23:37.658	10	2	1:34.646 B	22.092	44.378	28.176	272.0	15:12.258
10	2	1:27.249	22.505	44.640	20.104	264.1	25:04.907	11	2	4:59.061	3:52.860	46.113	20.088		20:11.319
11	2	1:27.226	22.531	44.616	20.079	265.4	26:32.133	12	2	1:27.010	22.218	44.738	20.054	266.7	21:38.329
12	2	1:26.779	22.364	44.367	20.048	261.0	27:58.912	13	2	1:30.381	23.027	46.770	20.584	259.7	23:08.710
13	2	1:27.184	22.320	44.808	20.056	263.5	29:26.096	14	2	1:26.179	22.198	43.999	19.982	273.4	24:34.889
14	2	1:26.882	22.346	44.485	20.051	264.1	30:52.978	15	2	1:26.298	22.343	43.867	20.088	276.9	26:01.187
15	2	1:35.520 B	22.479	47.435	25.606	264.1	32:28.498	16	2	1:26.352	22.115	44.224	20.013	274.1	27:27.539
16	1	2:28.269	1:22.098	45.901	20.270		34:56.767	17	2	1:26.178	22.285	43.912	19.981	271.3	28:53.717
17	1	1:28.159	22.491	45.297	20.371	264.1	36:24.926	18	2	1:30.221	24.486	45.648	20.087	274.1	30:23.938
18	1	1:27.107	22.448	44.567	20.092	266.0	37:52.033	19	2	1:34.678 B	23.213	44.774	26.691	266.7	31:58.616
19	1	1:28.471	22.606	45.601	20.264	270.0	39:20.504	20	1	3:59.000	2:52.132	46.610	20.258		35:57.616
20	1	1:27.966	22.643	44.943	20.380	272.0	40:48.470	21	1	1:29.778	22.777	46.602	20.399	249.0	37:27.394
21	1	1:27.593	22.436	45.070	20.087	268.7	42:16.063	22	1	1:27.355	22.444	44.930	19.981	262.2	38:54.749
22	1	3:08.930	40.374	1:32.136	56.420	260.3	45:24.993	23	1	1:31.888	23.242	48.439	20.207	250.2	40:26.637
23	1	1:53.093	44.603	48.107	20.383	80.4	47:18.086	24	1	1:27.321	22.441	44.933	19.947	268.7	41:53.958
24	1	1:27.588	22.439	44.707	20.442	262.8	48:45.674	25	1	2:19.077	22.431	1:05.012	51.634	261.0	44:13.035
25	1	1:26.924	22.388	44.510	20.026	267.4	50:12.598	26	1	2:29.157	55.563	1:13.494	20.100	80.4	46:42.192
26	1	1:28.300	22.305	45.896	20.099	269.3	51:40.898	27	1	1:28.114	22.808	45.122	20.184	256.7	48:10.306
27	1	1:27.596	22.271	44.596	20.729	270.0	53:08.494	28	1	1:28.002	22.204	45.931	19.867	263.5	49:38.308
28	1	1:28.212	22.381	45.651	20.180	265.4	54:36.706	29	1	1:27.835	23.070	44.522	20.243	239.7	51:06.143
29	1	1:27.413	22.343	45.000	20.070	270.0	56:04.119	30	1	1:27.701	22.262	45.341	20.098	268.7	52:33.844
30	1	1:26.902	22.201	44.612	20.089	272.0	57:31.021	31	1	1:34.751 B	22.493	46.029	26.229	263.5	54:08.595
31	1	1:27.369	22.165	45.147	20.057	266.7	58:58.390	32	1	2:11.973	1:06.065	45.798	20.110		56:20.568
32	1	1:33.786 B	22.624	44.988	26.174	269.3	1:00:32.176	33	1	1:26.908	22.258	44.714	19.936	263.5	57:47.476
33	3	7:22.880	6:15.431	46.759	20.690		1:07:55.056	34	1	1:27.739	22.453	45.243	20.043	265.4	59:15.215
34	3	1:28.108	22.403	45.436	20.269	260.3	1:09:23.164	35	1	1:26.561	22.557	44.062	19.942	269.3	1:00:41.776
35	3	1:28.926	22.644	45.837	20.445	266.7	1:10:52.090	36	1	1:26.838	22.093	44.716	20.029	268.0	1:02:08.614
36	3	1:28.267	22.340	45.616	20.311	272.0	1:12:20.357	37	1	1:34.952 B	22.234	46.063	26.655	268.7	1:03:43.566
37	3	1:27.259	22.529	44.643	20.087	267.4	1:13:47.616	38	1	2:38.515	1:33.407	45.116	19.992		1:06:22.081
38	3	1:28.235	23.166	44.855	20.214	274.8	1:15:15.851	39	1	1:27.094	22.249	44.918	19.927	265.4	1:07:49.175
39	3	1:26.924	22.368	44.413	20.143	265.4	1:16:42.775	40	1	1:27.641	22.292	45.471	19.878	269.3	1:09:16.816
40	3	1:26.802	22.343	44.313	20.146	268.0	1:18:09.577	41	1	1:27.703	22.267	45.497	19.939	270.7	1:10:44.519
41	3	1:27.540	22.577	44.587	20.376	268.7	1:19:37.117	42	1	1:28.755	23.431	45.429	19.895	242.4	1:12:13.274
42	3	1:28.529	22.927	44.970	20.632	271.3	1:21:05.646	43	1	1:26.735	22.329	44.540	19.866	262.2	1:13:40.009
43	3	1:27.190	22.453	44.571	20.166	266.0	1:22:32.836	44	1	1:32.761 B	22.484	44.668	25.609	273.4	1:15:12.770
44	3	1:27.325	22.289	44.837	20.199	270.0	1:24:00.161	45	2	2:29.509	1:24.307	45.177	20.025		1:17:42.279
45	3	1:29.108	22.540	46.234	20.334	256.1	1:25:29.269	46	2	1:27.866	22.362	45.471	20.033	270.7	1:19:10.145
46	3	1:27.137	22.346	44.783	20.008	266.0	1:26:56.406	47	2	1:28.583	22.781	45.582	20.220	249.6	1:20:38.728
47	3	1:31.968	26.622	45.245	20.101	274.1	1:28:28.374	48	2	1:27.169	22.488	44.690	19.991	261.0	1:22:05.897
48	3	1:27.557	22.580	44.644	20.333	265.4	1:29:55.931	49	2	1:28.081	22.803	45.124	20.154	247.3	1:23:33.978
49	3	1:28.010	23.294	44.690	20.026	255.5	1:31:23.941	50	2	1:27.015	22.281	44.694	20.040	269.3	1:25:00.993
009 Aston Martin Thor Team							Aston Martin Valkyrie								
1. Alex RIBERAS							HYPERCAR								
2. Marco SØRENSEN															
1	2	2:01.055	45.621	53.912	21.522		2:01.055	51	2	1:28.312	22.334	45.724	20.254	261.6	1:26:29.305
2	2	1:29.999	23.788	46.217	19.994	223.1	3:31.054	52	2	1:28.169	23.177	44.861	20.131	264.8	1:27:57.474
3	2	1:26.770	22.630	44.389	19.751	235.1	4:57.824	53	2	1:27.382	22.498	44.927	19.957	258.5	1:29:24.856
4	2	1:27.015	22.067	44.842	20.106	244.0	6:24.839	54	2	1:27.141	22.659	44.446	20.036	258.5	1:30:51.997
5	2	1:26.508	22.074	44.615	19.819	254.9	7:51.347	10 Garage 59							
6	2	1:26.826	22.016	44.954	19.856	265.4	9:18.173	1. Antares AU							
									3. Marvin KIRCHHÖFER						
									LMGT3 Evo						
									2. Thomas FLEMING						
									LMGT3						
1	3	2:03.038	43.653	55.340	24.045		2:03.038	1	3	2:03.038	43.653	55.340	24.045		2:03.038
2	3	1:47.992 B	26.316	51.739	29.937	218.2	3:51.030	2	3	1:47.992 B	26.316	51.739	29.937	218.2	3:51.030



FIA WEC
Rolex 6 Hours of Sao Paulo
Free Practice 1

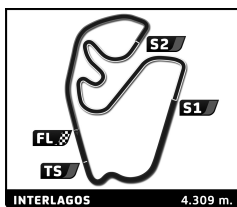
Sector Analysis

Lap under Red Flag											Invalidated Lap		Personal Best	Session Best	B Crossing the pit lane
Lap	D	Time	Sector 1	Sector 2	Sector 3	T. Spd	Elapsed	Lap	D	Time	Sector 1	Sector 2	Sector 3	T. Spd	Elapsed
3	3	3:08.169	1:55.229	49.885	23.055		6:59.199	7	2	1:28.467	22.391	45.931	20.145	257.3	16:39.182
4	3	1:37.340	25.412	48.793	23.135	251.3	8:36.539	8	2	1:26.773	22.240	44.511	20.022	262.8	18:05.955
5	3	1:36.594	25.087	48.368	23.139	251.9	10:13.133	9	2	1:27.025	22.268	44.663	20.094	259.7	19:32.980
6	3	1:36.776	25.009	48.555	23.212	249.6	11:49.909	10	2	1:26.888	22.335	44.444	20.109	257.3	20:59.868
7	3	1:37.354	25.013	49.020	23.321	253.7	13:27.263	11	2	1:26.922	22.392	44.537	19.993	251.3	22:26.790
8	3	1:42.656	25.097	48.917	28.642	252.5	15:09.919	12	2	1:28.196	22.340	45.861	19.995	257.3	23:54.986
9	3	3:50.083	2:37.784	49.082	23.217		19:00.002	13	2	1:29.781	22.889	46.724	20.168	245.1	25:24.767
10	3	1:36.996	25.155	48.548	23.293	246.2	20:36.998	14	2	1:35.200	22.402	46.467	26.331	257.9	26:59.967
11	3	1:37.360	25.212	48.981	23.167	241.9	22:14.358	15	2	8:50.470	7:43.129	46.878	20.463		35:50.437
12	3	1:37.927	25.425	49.319	23.183	240.8	23:52.285	16	2	1:26.901	22.446	44.496	19.959	249.0	37:17.338
13	3	1:37.618	25.266	49.098	23.254	240.3	25:29.903	17	2	1:28.122	22.243	45.916	19.963	256.1	38:45.460
14	3	1:43.124	25.148	49.849	28.127	242.4	27:13.027	18	2	1:26.063	22.158	44.025	19.880	256.1	40:11.523
15	1	3:36.060	2:17.451	54.720	23.889		30:49.087	19	2	1:26.847	22.063	44.862	19.922	262.2	41:38.370
16	1	1:43.164	25.891	51.990	25.283	242.9	32:32.251	20	2	2:08.256	22.241	54.607	51.408	259.1	43:46.626
17	1	1:41.300	26.103	51.823	23.374	223.5	34:13.551	21	2	2:38.036	55.290	1:22.176	20.570	80.7	46:24.662
18	1	1:40.266	25.595	50.717	23.954	250.2	35:53.817	22	2	1:26.630	22.351	44.442	19.837	244.0	47:51.292
19	1	1:38.723	25.463	49.933	23.327	244.6	37:32.540	23	2	1:32.438	22.164	44.927	25.347	254.3	49:23.730
20	1	1:38.891	25.465	49.808	23.618	240.8	39:11.431	24	1	3:29.345	2:22.007	47.062	20.276		52:53.075
21	1	1:39.788	26.011	49.850	23.927	226.3	40:51.219	25	1	1:29.470	23.789	45.612	20.069	221.7	54:22.545
22	1	1:39.877	25.697	50.032	24.148	238.7	42:31.096	26	1	1:28.239	22.615	45.600	20.024	236.1	55:50.784
23	1	3:10.190	53.859	1:24.798	51.533	79.7	45:41.286	27	1	1:27.652	22.188	45.416	20.048	258.5	57:18.436
24	1	1:50.556	37.356	49.897	23.303	80.0	47:31.842	28	1	1:28.177	22.376	45.199	20.602	246.2	58:46.613
25	1	1:38.336	25.528	49.411	23.397	238.7	49:10.178	29	1	1:26.929	22.297	44.434	20.198	251.3	1:00:13.542
26	1	1:41.077	27.521	50.072	23.484	250.8	50:51.255	30	1	1:27.541	22.814	44.589	20.138	254.9	1:01:41.083
27	1	1:38.342	25.501	49.531	23.310	239.2	52:29.597	31	1	1:27.077	22.247	44.672	20.158	263.5	1:03:08.160
28	1	1:38.395	25.618	49.460	23.317	237.6	54:07.992	32	1	1:26.880	22.361	44.557	19.962	253.1	1:04:35.040
29	1	1:46.527	25.452	50.514	30.561	242.4	55:54.519	33	1	1:27.598	22.280	45.320	19.998	267.4	1:06:02.638
30	2	3:22.685	2:09.007	50.351	23.327		59:17.204	34	1	1:28.669	22.477	45.956	20.236	247.9	1:07:31.307
31	2	1:39.408	25.859	50.324	23.225	224.0	1:00:56.612	35	1	1:28.776	22.306	46.310	20.160	256.7	1:09:00.083
32	2	1:38.044	25.645	49.193	23.206	243.5	1:02:34.656	36	1	1:26.880	22.344	44.629	19.907	259.7	1:10:26.963
33	2	1:37.379	25.184	48.895	23.300	246.2	1:04:12.035	37	1	1:26.450	22.152	44.396	19.902	266.7	1:11:53.413
34	2	1:37.563	25.161	49.122	23.280	245.1	1:05:49.598	38	1	1:33.155	22.221	44.549	26.385	258.5	1:13:26.568
35	2	1:37.825	25.350	49.260	23.215	250.2	1:07:27.423	39	1	6:40.584	5:32.423	47.400	20.761		1:20:07.152
36	2	1:38.557	25.243	49.898	23.416	246.8	1:09:05.980	40	1	1:27.881	22.438	45.246	20.197	257.3	1:21:35.033
37	2	1:37.722	25.252	49.140	23.330	244.6	1:10:43.702	41	1	1:26.323	22.145	44.294	19.884	264.8	1:23:01.356
38	2	1:38.095	25.269	49.486	23.340	236.1	1:12:21.797	42	1	1:27.980	23.370	44.572	20.038	241.3	1:24:29.336
39	2	1:37.711	25.302	49.086	23.323	237.6	1:13:59.508	43	1	1:26.941	22.445	44.579	19.917	254.9	1:25:56.277
40	2	1:37.880	25.448	49.155	23.277	234.1	1:15:37.388	44	1	1:26.918	22.180	44.446	20.292	265.4	1:27:23.195
41	2	1:38.083	25.406	49.298	23.379	236.6	1:17:15.471	45	1	1:28.883	22.369	46.283	20.231	259.1	1:28:52.078
42	2	1:38.309	25.521	49.455	23.333	244.6	1:18:53.780	46	1	1:27.216	22.349	44.905	19.962	253.1	1:30:19.294
43	2	1:37.958	25.404	49.357	23.197	240.8	1:20:31.738								
44	2	1:38.647	25.401	50.001	23.245	244.0	1:22:10.385								
45	2	1:38.978	25.328	50.020	23.630	240.8	1:23:49.363								
46	2	1:44.561	25.792	49.849	28.920	250.2	1:25:33.924								

12	Cadillac Hertz Team Jota		Cadillac V-Series.R				
	1. Will STEVENS 2. Norman NATO		HYPERCAR				
1	2	2:08.097	39.843	55.537	32.717	2:08.097	
2	2	7:08.966	5:58.829	48.801	21.336	9:17.063	
3	2	1:34.206	23.407	50.876	19.923	235.1	10:51.269
4	2	1:26.611	22.540	44.238	19.833	269.3	12:17.880
5	2	1:26.262	22.153	44.109	20.000	254.3	13:44.142
6	2	1:26.573	22.281	44.273	20.019	258.5	15:10.715

15	BMW M Team WRT		BMW M Hybrid V8				
	1. Kevin MAGNUSSEN 2. Raffaele MARCIELLO		HYPERCAR				
1	3	2:09.433	52.870	54.740	21.823	2:09.433	
2	3	1:32.481	24.177	47.665	20.639	216.4	3:41.914
3	3	1:27.580	22.649	44.956	19.975	241.9	5:09.494
4	3	1:26.423	22.254	44.265	19.904	251.3	6:35.917
5	3	1:27.868	22.411	45.186	20.271	259.1	8:03.785
6	3	1:28.394	23.004	45.412	19.978	247.3	9:32.179
7	3	1:28.071	22.584	45.479	20.008	248.5	11:00.250
8	3	1:26.629	22.259	44.285	20.085	260.3	12:26.879
9	3	1:26.861	22.277	44.481	20.103	253.7	13:53.740
10	3	1:26.677	22.166	44.534	19.977	263.5	15:20.417





FIA WEC
Rolex 6 Hours of Sao Paulo
Free Practice 1

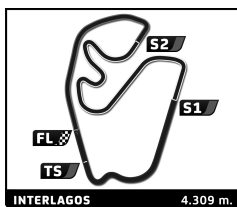
Sector Analysis

Lap under Red Flag														Invalidated Lap	Personal Best	Session Best	B Crossing the pit lane
Lap	D	Time	Sector 1	Sector 2	Sector 3	T. Spd	Elapsed	Lap	D	Time	Sector 1	Sector 2	Sector 3	T. Spd	Elapsed		
11	3	1:27.079	22.652	44.420	20.007	257.9	16:47.496	8	2	1:27.658	22.163	45.024	20.471	262.2	16:31.195		
12	3	1:27.984	22.771	45.175	20.038	251.3	18:15.480	9	2	1:26.650	22.516	44.176	19.958	271.3	17:57.845		
13	3	1:26.974	22.382	44.552	20.040	257.9	19:42.454	10	2	1:26.964	22.432	44.389	20.143	256.7	19:24.809		
14	3	1:26.635	22.314	44.226	20.095	266.0	21:09.089	11	2	1:26.428	22.333	44.143	19.952	254.9	20:51.237		
15	3	1:27.043	22.689	44.320	20.034	269.3	22:36.132	12	2	1:28.423	23.163	45.208	20.052	264.8	22:19.660		
16	3	1:26.609	22.252	44.396	19.961	257.9	24:02.741	13	2	1:28.317	22.471	45.987	19.859	257.9	23:47.977		
17	3	1:33.915 B	22.409	45.730	25.776	256.1	25:36.656	14	2	1:29.040	22.226	46.395	20.419	267.4	25:17.017		
18	1	3:50.916	2:44.883	45.902	20.131		29:27.572	15	2	1:26.128	22.293	43.994	19.841	257.9	26:43.145		
19	1	1:27.628	22.496	44.949	20.183	259.1	30:55.200	16	2	1:34.903 B	22.403	45.870	26.630	270.0	28:18.048		
20	1	1:29.751	22.564	45.671	21.516	252.5	32:24.951	17	2	3:47.391	2:38.706	48.178	20.507		32:05.439		
21	1	1:29.135	24.250	44.756	20.129	254.3	33:54.086	18	2	1:28.047	23.067	44.985	19.995	229.6	33:33.486		
22	1	1:28.338	22.628	45.563	20.147	252.5	35:22.424	19	2	1:29.910	22.519	46.908	20.483	258.5	35:03.396		
23	1	1:27.493	22.725	44.556	20.212	255.5	36:49.917	20	2	1:26.366	22.596	43.967	19.803	251.9	36:29.762		
24	1	1:30.879	24.841	45.945	20.093	254.9	38:20.796	21	2	1:35.390 B	22.612	46.346	26.432	262.2	38:05.152		
25	1	1:26.690	22.272	44.321	20.097	257.3	39:47.486	22	1	2:46.278	1:37.793	48.330	20.155		40:51.430		
26	1	1:26.699	22.406	44.306	19.987	265.4	41:14.185	23	1	1:29.619	22.769	45.927	20.923	253.1	42:21.049		
27	1	1:50.080	22.516	45.255	42.309	256.1	43:04.265	24	1	3:05.539	44.135	1:24.571	56.833	248.5	45:26.588		
28	1	3:03.186	55.361	1:23.739	44.086	80.6	46:07.451	25	1	1:54.934	43.842	48.838	22.254	80.1	47:21.522		
29	1	1:28.818	23.212	45.606	20.000	234.1	47:36.269	26	1	1:26.638	22.176	44.511	19.951	261.6	48:48.160		
30	1	1:27.204	22.354	45.015	19.835	252.5	49:03.473	27	1	1:27.705	22.771	44.917	20.017	272.0	50:15.865		
31	1	1:27.233	22.437	44.775	20.021	250.2	50:30.706	28	1	1:27.900	22.338	45.539	20.023	250.2	51:43.765		
32	1	1:27.349	22.402	44.676	20.271	250.8	51:58.055	29	1	1:26.792	22.132	44.498	20.162	269.3	53:10.557		
33	1	1:26.816	22.282	44.479	20.055	257.3	53:24.871	30	1	1:35.871 B	22.825	45.383	27.663	248.5	54:46.428		
34	1	1:27.073	22.740	44.316	20.017	267.4	54:51.944	31	3	7:56.879	6:48.940	47.294	20.645		1:02:43.307		
35	1	1:27.422	22.457	45.029	19.936	253.7	56:19.366	32	3	1:31.747	23.068	48.050	20.629	232.6	1:04:15.054		
36	1	1:27.028	22.347	44.560	20.121	253.7	57:46.394	33	3	1:29.567	22.692	46.265	20.610	239.7	1:05:44.621		
37	1	1:34.441 B	22.776	45.430	26.235	267.4	59:20.835	34	3	1:27.801	22.527	45.071	20.203	239.7	1:07:12.422		
38	2	3:41.732	2:34.523	47.035	20.174		1:03:02.567	35	3	1:27.348	22.538	44.668	20.142	239.7	1:08:39.770		
39	2	1:30.956	23.128	46.702	21.126	268.7	1:04:33.523	36	3	1:27.375	22.518	44.608	20.249	247.3	1:10:07.145		
40	2	1:28.604	22.661	45.686	20.257	253.7	1:06:02.127	37	3	1:28.916	23.086	45.536	20.294	251.3	1:11:36.061		
41	2	1:30.625	22.414	47.512	20.699	262.8	1:07:32.752	38	3	1:27.770	22.605	44.794	20.371	241.9	1:13:03.831		
42	2	1:29.427	22.479	46.490	20.458	262.2	1:09:02.179	39	3	1:27.919	22.496	45.248	20.175	248.5	1:14:31.750		
43	2	1:28.375	22.522	45.707	20.146	263.5	1:10:30.554	40	3	1:27.148	22.402	44.555	20.191	254.3	1:15:58.898		
44	2	1:27.284	22.566	44.690	20.028	268.0	1:11:57.838	41	3	1:28.198	22.371	45.605	20.222	251.9	1:17:27.096		
45	2	1:27.383	22.784	44.649	19.950	259.7	1:13:25.221	42	3	1:28.811	22.888	45.576	20.347	239.7	1:18:55.907		
46	2	1:29.031	23.460	45.428	20.143	259.7	1:14:54.252	43	3	1:27.984	22.609	44.905	20.470	249.6	1:20:23.891		
47	2	1:28.018	23.179	44.805	20.034	257.3	1:16:22.270	44	3	1:27.496	22.536	44.892	20.068	246.2	1:21:51.387		
48	2	1:34.468 B	22.607	45.412	26.449	261.0	1:17:56.738	45	3	1:27.554	22.796	44.648	20.110	253.7	1:23:18.941		
49	2	7:09.776	6:01.334	48.129	20.313		1:25:06.514	46	3	1:35.143 B	22.658	44.959	27.526	262.2	1:24:54.084		
50	2	1:27.885	22.781	44.911	20.193	254.9	1:26:34.399	47	3	3:07.696	2:00.599	46.902	20.195		1:28:01.780		
51	2	1:28.729	23.293	45.197	20.239	257.9	1:28:03.128	48	3	1:27.870	22.451	45.011	20.408	257.9	1:29:29.650		
52	2	1:27.901	22.543	44.883	20.475	264.8	1:29:31.029	49	3	1:36.323 B	22.427	46.836	27.060	253.7	1:31:05.973		
53	2	1:29.893	22.964	46.180	20.749	270.0	1:31:00.922										

17	Genesis Magma Racing			Genesis GMR-001-Hypercar		
	1. André LOTTERER	3. Mathys JAUBERT	HYPERCAR			
	2. Luis Felipe DERANI					
1	2	2:01.827 B	36.740	54.532	30.555	2:01.827
2	2	5:45.547	4:36.893	48.424	20.230	7:47.374
3	2	1:29.020	23.330	45.175	20.515	9:16.394
4	2	1:26.586	22.484	44.322	19.780	10:42.980
5	2	1:26.246	22.494	44.055	19.697	12:09.226
6	2	1:26.059	22.236	43.984	19.839	13:35.285
7	2	1:28.252	22.127	45.989	20.136	15:03.537

19	Genesis Magma Racing			Genesis GMR-001-Hypercar		
	1. Mathieu JAMINET	3. Daniel JUNCADELLA	HYPERCAR			
	2. Paul-Loup CHATIN					
1	2	2:10.398 B	41.775	55.584	33.039	2:10.398
2	2	7:47.445	6:37.502	49.573	20.370	9:57.843
3	2	1:31.472	25.798	45.770	19.904	11:29.315
4	2	1:27.254	22.457	44.664	20.133	12:56.569
5	2	1:26.981	22.541	44.524	19.916	14:23.550
6	2	1:27.682	22.633	44.893	20.156	15:51.232
7	2	1:26.954	22.219	44.778	19.957	17:18.186
8	2	1:27.056	22.248	44.770	20.038	18:45.242





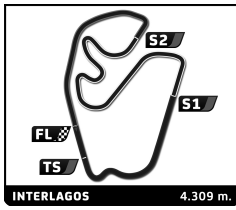
FIA WEC
Rolex 6 Hours of Sao Paulo
Free Practice 1

Sector Analysis

Lap under Red Flag													Invalidated Lap		Personal Best		Session Best		B Crossing the pit lane	
Lap	D	Time	Sector 1	Sector 2	Sector 3	T. Spd	Elapsed	Lap	D	Time	Sector 1	Sector 2	Sector 3	T. Spd	Elapsed					
9	2	1:27.056	22.307	44.798	19.951	246.2	20:12.298	13	3	1:26.809	22.306	44.368	20.135	256.1	35:06.988					
10	2	1:27.222	22.253	44.984	19.985	252.5	21:39.520	14	3	1:27.453	23.002	44.450	20.001	262.8	36:34.441					
11	2	1:27.037	22.349	44.764	19.924	253.7	23:06.557	15	3	1:29.274	22.538	46.038	20.698	269.3	38:03.715					
12	2	1:26.624	22.185	44.549	19.890	257.9	24:33.181	16	3	1:26.998	22.334	44.671	19.993	255.5	39:30.713					
13	2	1:32.382 B	22.205	44.106	26.071	264.1	26:05.563	17	3	1:33.262	24.742	48.325	20.195	270.0	41:03.975					
14	2	4:57.278	3:46.590	49.283	21.405		31:02.841	18	3	1:28.151	22.484	44.842	20.825	248.5	42:32.126					
15	2	1:27.215	22.340	44.393	20.482	254.3	32:30.056	19	3	3:10.777	55.272	1:24.038	51.467	80.7	45:42.903					
16	2	1:26.343	22.254	44.283	19.806	253.7	33:56.399	20	3	1:39.510	34.441	44.683	20.386	80.6	47:22.413					
17	2	1:27.946	22.693	45.209	20.044	256.7	35:24.345	21	3	1:26.518	22.315	44.265	19.938	252.5	48:48.931					
18	2	1:29.174	23.997	45.088	20.089	230.1	36:53.519	22	3	1:32.307	22.393	46.267	23.647	268.0	50:21.238					
19	2	1:37.931 B	24.202	46.764	26.965	250.8	38:31.450	23	3	1:25.998	22.137	43.965	19.896	265.4	51:47.236					
20	1	2:59.266	1:51.245	47.388	20.633		41:30.716	24	3	1:26.368	22.218	44.153	19.997	259.7	53:13.604					
21	1	2:08.326	23.052	53.732	51.542	250.2	43:39.042	25	3	1:26.666	22.286	44.432	19.948	258.5	54:40.270					
22	1	2:41.919	55.373	1:24.261	22.285	80.6	46:20.961	26	3	1:27.324	22.642	44.647	20.035	259.7	56:07.594					
23	1	1:28.131	23.051	45.096	19.984	243.5	47:49.092	27	3	1:33.160 B	22.416	44.527	26.217	262.2	57:40.754					
24	1	1:27.481	23.009	44.497	19.975	238.2	49:16.573	28	2	5:11.671	4:05.111	46.353	20.207		1:02:52.425					
25	1	1:29.815	22.657	46.936	20.222	267.4	50:46.388	29	2	1:28.139	22.846	45.210	20.083	261.0	1:04:20.564					
26	1	1:29.643	23.235	46.266	20.142	238.7	52:16.031	30	2	1:28.778	22.696	46.097	19.985	270.0	1:05:49.342					
27	1	1:26.274	22.080	44.262	19.932	261.0	53:42.305	31	2	1:27.816	22.367	45.326	20.123	260.3	1:07:17.158					
28	1	1:26.002	22.074	44.083	19.845	254.9	55:08.307	32	2	1:26.558	22.270	44.375	19.913	272.0	1:08:43.716					
29	1	1:28.610	22.981	45.174	20.455	254.3	56:36.917	33	2	1:26.386	22.173	44.301	19.912	267.4	1:10:10.102					
30	1	1:26.814	21.995	44.364	20.455	261.6	58:03.731	34	2	1:27.710	22.609	45.031	20.070	262.8	1:11:37.812					
31	1	1:35.302 B	22.017	46.068	27.217	267.4	59:39.033	35	2	1:28.506	22.900	45.171	20.435	272.7	1:13:06.318					
32	1	8:33.159	7:25.641	46.711	20.807		1:08:12.192	36	2	1:29.227	23.633	45.644	19.950	272.7	1:14:35.545					
33	1	1:26.408	22.091	44.212	20.105	261.6	1:09:38.600	37	2	1:26.718	22.411	44.366	19.941	263.5	1:16:02.263					
34	1	1:26.521	22.202	44.436	19.883	265.4	1:11:05.121	38	2	1:27.978	22.459	44.566	20.953	265.4	1:17:30.241					
35	1	1:26.511	22.792	43.895	19.824	250.8	1:12:31.632	39	2	1:27.116	22.382	44.421	20.313	266.7	1:18:57.357					
36	1	1:29.273	22.431	46.431	20.411	259.7	1:14:00.905	40	2	1:32.701	24.286	47.777	20.638	264.8	1:20:30.058					
37	1	1:34.303 B	22.903	45.274	26.126	255.5	1:15:35.208	41	2	1:29.593	22.448	45.734	21.411	256.7	1:21:59.651					
38	3	2:48.773	1:38.979	49.179	20.615		1:18:23.981	42	2	1:26.750	22.239	44.271	20.240	270.0	1:23:26.401					
39	3	1:30.242	22.720	47.067	20.455	254.3	1:19:54.223	43	2	1:27.534	22.276	45.201	20.057	266.0	1:24:53.935					
40	3	1:27.721	22.443	44.973	20.305	249.0	1:21:21.944	44	2	1:26.580	22.346	44.293	19.941	266.7	1:26:20.515					
41	3	1:31.511	22.493	48.014	21.004	247.9	1:22:53.455	45	2	1:26.916	22.326	44.446	20.144	270.0	1:27:47.431					
42	3	1:30.558	23.410	46.853	20.295	246.2	1:24:24.013	46	2	1:28.081	22.514	45.647	19.920	263.5	1:29:15.512					
43	3	1:27.420	22.338	44.931	20.151	257.9	1:25:51.433	47	2	1:26.479	22.338	44.211	19.930	268.7	1:30:41.991					
44	3	1:31.186	23.847	47.162	20.177	239.2	1:27:22.619													
45	3	1:30.928	22.482	47.482	20.964	257.9	1:28:53.547													
46	3	1:32.676	24.901	47.137	20.638	251.3	1:30:26.223													

20 BMW M Team WRT		BMW M Hybrid V8					
1. Robin FRIJNS		3. Sheldon VAN DER LINDE					
2. René RAST		HYPERCAR					
1	3	2:06.973	50.494	54.970	21.509	2:06.973	
2	3	1:32.511	24.252	47.392	20.867	214.3	3:39.484
3	3	1:27.241	22.674	44.665	19.902	236.1	5:06.725
4	3	1:26.351	22.111	44.229	20.011	262.8	6:33.076
5	3	1:29.847	22.894	46.384	20.569	255.5	8:02.923
6	3	1:27.781	22.323	45.509	19.949	249.6	9:30.704
7	3	1:27.627	22.261	45.180	20.186	268.0	10:58.331
8	3	1:26.507	22.162	44.275	20.070	262.8	12:24.838
9	3	1:27.052	22.190	44.777	20.085	268.7	13:51.890
10	3	1:27.202	22.177	44.880	20.145	271.3	15:19.092
11	3	1:33.666 B	22.303	44.363	27.000	259.1	16:52.758
12	3	16:47.421	...	54.159	20.564		33:40.179

21 Vista AF Corse		Ferrari 296 LMG T3 Evo					
1. François HÉRIAU		3. Alessio ROVERA					
2. Simon MANN		LMGT3					
1	3	2:53.527 B	1:21.172	58.885	33.470	2:53.527	
2	3	3:26.233	2:08.896	53.786	23.551	6:19.760	
3	3	1:39.857	25.653	50.838	23.366	212.6	7:59.617
4	3	1:36.494	24.913	48.584	22.997	245.1	9:36.111
5	3	1:35.727	24.713	47.744	23.270	252.5	11:11.838
6	3	1:44.693 B	24.798	49.115	30.780	250.8	12:56.531
7	3	6:17.716	4:57.884	56.409	23.423		19:14.247
8	3	1:35.796	24.827	47.833	23.136	246.2	20:50.043
9	3	1:45.089 B	24.892	49.389	30.808	249.6	22:35.132
10	1	29:12.548	...	52.167	23.965		51:47.680
11	1	1:40.177	26.228	50.300	23.649	235.1	53:27.857
12	1	1:39.102	25.423	50.035	23.644	238.2	55:06.959
13	1	1:38.961	25.342	50.206	23.413	243.5	56:45.920
14	1	1:37.995	25.217	49.446	23.332	251.3	58:23.915
15	1	1:38.714	25.095	49.388	24.231	251.3	1:00:02.629

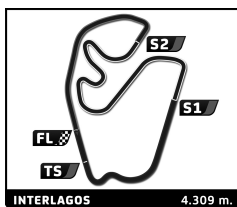


FIA WEC
Rolex 6 Hours of Sao Paulo
Free Practice 1

Sector Analysis

Lap under Red Flag Invalidated Lap Personal Best Session Best B Crossing the pit lane

Lap	D	Time	Sector 1	Sector 2	Sector 3	T. Spd	Elapsed	Lap	D	Time	Sector 1	Sector 2	Sector 3	T. Spd	Elapsed
16	1	1:39.595	25.214	50.947	23.434	252.5	1:01:42.224	34	2	1:37.416	25.212	49.048	23.156	247.9	1:10:48.335
17	1	1:38.481	25.191	49.963	23.327	246.8	1:03:20.705	35	2	1:37.502	25.102	49.123	23.277	245.1	1:12:25.837
18	1	1:37.770	25.212	49.224	23.334	247.9	1:04:58.475	36	2	1:38.448	25.298	49.806	23.344	252.5	1:14:04.285
19	1	1:44.696 B	25.389	49.927	29.380	244.6	1:06:43.171	37	2	1:38.113	25.341	49.571	23.201	248.5	1:15:42.398
20	2	2:47.778	1:32.949	51.284	23.545		1:09:30.949	38	2	1:37.755	25.272	49.274	23.209	247.9	1:17:20.153
21	2	1:38.677	25.391	49.944	23.342	241.9	1:11:09.626	39	2	1:38.236	25.493	49.429	23.314	249.0	1:18:58.389
22	2	1:37.375	25.220	48.857	23.298	239.2	1:12:47.001	40	2	1:45.246 B	25.466	49.864	29.916	248.5	1:20:43.635
23	2	1:36.754	25.140	48.444	23.173	226.3	1:14:23.755	41	1	3:09.006	1:53.726	51.353	23.927		1:23:52.641
24	2	1:36.529	25.029	48.398	23.102	234.1	1:16:00.284	42	1	1:40.326	25.918	50.820	23.588	233.6	1:25:32.967
25	2	1:37.593	25.306	49.119	23.168	244.0	1:17:37.877	43	1	1:39.649	25.702	50.337	23.610	240.8	1:27:12.616
26	2	1:36.867	25.041	48.747	23.079	241.3	1:19:14.744	44	1	1:42.021	26.044	52.161	23.816	229.2	1:28:54.637
27	2	1:44.269 B	25.081	49.620	29.568	247.3	1:20:59.013	45	1	1:43.367	26.629	51.774	24.964	223.5	1:30:38.004
28	2	3:28.587	2:14.946	50.385	23.256		1:24:27.600	27 Heart of Racing Team <small>Aston Martin Vantage AMR LMGT3</small>							
29	2	1:37.600	25.050	49.368	23.182	243.5	1:26:05.200	1. Ian JAMES <small>3. Mattia DRUDI</small> LMGT3							
30	2	1:38.642	25.190	49.853	23.599	236.6	1:27:43.842	2. Zacharie ROBICHON							
31	2	1:41.426	25.509	52.522	23.395	231.1	1:29:25.268	1	2	2:51.996	1:26.773	59.432	25.791		2:51.996
32	2	1:37.425	25.139	49.071	23.215	245.1	1:31:02.693	2	2	1:42.702	27.778	51.480	23.444	163.0	4:34.698
23 Heart of Racing Team <small>Aston Martin Vantage AMR LMGT3</small>								1. Gray NEWELL <small>3. Jonny ADAM</small> LMGT3							
2. Kobe PAUWELS								1. Ian JAMES <small>3. Mattia DRUDI</small> LMGT3							
1	3	2:06.296	45.260	56.792	24.244		2:06.296	3	2	1:39.391	26.138	50.088	23.165	195.1	6:14.089
2	3	1:42.373	27.561	51.455	23.357	199.8	3:48.669	4	2	1:46.322 B	25.398	50.334	30.590	209.0	8:00.411
3	3	1:38.174	25.298	49.791	23.085	229.2	5:26.843	5	2	7:22.165	6:09.437	49.398	23.330		15:22.576
4	3	1:44.480 B	25.162	49.047	30.271	239.7	7:11.323	6	2	1:36.806	25.150	48.510	23.146	224.9	16:59.382
5	3	9:35.033	8:18.702	53.162	23.169		16:46.356	7	2	1:36.606	24.996	48.460	23.150	239.7	18:35.988
6	3	1:36.845	25.012	48.601	23.232	247.3	18:23.201	8	2	1:37.001	25.061	48.965	22.975	249.6	20:12.989
7	3	1:36.753	24.975	48.618	23.160	249.0	19:59.954	9	2	1:36.709	25.126	48.592	22.991	252.5	21:49.698
8	3	1:37.247	24.999	49.032	23.216	250.8	21:37.201	10	2	1:36.439	24.963	48.563	22.936	244.0	23:26.137
9	3	1:36.954	25.138	48.715	23.101	253.1	23:14.155	11	2	1:46.570	24.963	48.563	23.044	248.5	25:02.707
10	3	1:37.102	24.904	49.082	23.116	253.1	24:51.257	12	2	1:36.832	25.143	48.516	23.173	246.2	26:39.539
11	3	1:36.899	25.049	48.728	23.122	253.7	26:28.156	13	2	1:41.987 B	24.960	48.572	28.455	245.1	28:21.526
12	3	1:36.988	25.095	48.750	23.143	253.1	28:05.144	14	1	2:52.059	2:35.265	53.384	23.410		32:13.585
13	3	1:39.299	25.100	51.051	23.148	253.1	29:44.443	15	1	1:40.356	26.301	50.510	23.545	219.9	33:53.941
14	3	1:37.222	25.049	48.984	23.189	251.3	31:21.665	16	1	1:39.118	25.992	49.882	23.244	225.8	35:33.059
15	3	1:37.270	25.220	48.849	23.201	239.2	32:58.935	17	1	1:38.972	25.501	50.101	23.370	237.1	37:12.031
16	3	1:43.962 B	25.099	49.867	28.996	251.3	34:42.897	18	1	1:38.872	25.469	49.956	23.447	237.1	38:50.903
17	1	4:53.236	3:38.338	51.366	23.532		39:36.133	19	1	1:39.076	25.802	49.736	23.538	230.6	40:29.979
18	1	1:45.823	26.813	50.746	28.264	234.6	41:21.956	20	1	1:38.083	25.546	49.359	23.178	224.0	42:08.062
19	1	2:15.524	26.390	57.347	51.787	235.1	43:37.480	21	1	2:49.152	33.647	1:24.045	51.460	236.1	44:57.214
20	1	2:46.892	55.683	1:25.167	26.042	80.3	46:24.372	22	1	2:13.543	55.604	54.572	23.367	80.0	47:10.757
21	1	1:39.728	25.820	50.399	23.509	222.6	48:04.100	23	1	1:37.750	25.265	49.009	23.476	242.9	48:48.507
22	1	1:39.432	25.799	50.244	23.389	230.1	49:43.532	24	1	1:37.840	25.365	49.219	23.256	237.1	50:26.347
23	1	1:38.428	25.400	49.458	23.570	242.9	51:21.960	25	1	1:44.207 B	25.320	49.110	29.777	236.6	52:10.554
24	1	1:38.382	25.331	49.552	23.499	238.7	53:00.342	26	3	3:22.621	2:09.008	50.455	23.158		55:33.175
25	1	1:38.116	25.300	49.466	23.350	241.3	54:38.458	27	3	1:37.010	25.218	48.685	23.107	247.9	57:10.185
26	1	1:38.388	25.361	49.572	23.455	247.9	56:16.846	28	3	1:36.763	25.108	48.627	23.028	242.9	58:46.948
27	1	1:39.262	25.312	50.355	23.595	239.7	57:56.108	29	3	1:36.964	25.148	48.692	23.124	232.6	1:00:23.912
28	1	1:45.557 B	25.674	50.329	29.554	237.6	59:41.665	30	3	1:36.790	25.058	48.755	22.977	247.3	1:02:00.702
29	2	2:58.030	1:43.141	51.651	23.238		1:02:39.695	31	3	1:40.130	25.196	51.755	23.179	240.8	1:03:40.832
30	2	1:38.153	25.342	49.654	23.157	253.1	1:04:17.848	32	3	1:37.082	25.114	48.747	23.221	244.0	1:05:17.914
31	2	1:37.994	25.235	49.535	23.224	254.3	1:05:55.842	33	3	1:36.757	24.970	48.649	23.138	246.8	1:06:54.671
32	2	1:37.868	25.141	49.583	23.144	246.2	1:07:33.710	34	3	1:37.005	25.137	48.770	23.098	244.6	1:08:31.676
33	2	1:37.209	25.194	48.963	23.052	241.3	1:09:10.919	35	3	1:37.046	25.249	48.794	23.003	244.0	1:10:08.722
								36	3	1:37.344	25.183	49.094	23.067	239.7	1:11:46.066
								37	3	1:37.988	25.376	49.303	23.309	237.1	1:13:24.054
								38	3	1:43.448 B	25.484	49.677	28.287	238.7	1:15:07.502



FIA WEC
Rolex 6 Hours of Sao Paulo
Free Practice 1

Sector Analysis

Lap under Red Flag Invalidated Lap Personal Best Session Best Crossing the pit lane

Lap	D	Time	Sector 1	Sector 2	Sector 3	T. Spd	Elapsed	Lap	D	Time	Sector 1	Sector 2	Sector 3	T. Spd	Elapsed
39	1	3:37.227	2:06.537	1:06.671	24.019		1:18:44.729	1	2	2:05.688 B	37.611	55.592	32.485		2:05.688
40	1	1:41.573	26.042	51.857	23.674	230.6	1:20:26.302	2	2	4:23.037	3:09.102	50.809	23.126		6:28.725
41	1	1:41.957	26.122	51.817	24.018	225.8	1:22:08.259	3	2	1:36.920	25.013	48.572	23.335	246.2	8:05.645
42	1	1:41.198	26.207	51.091	23.900	219.0	1:23:49.457	4	2	1:35.895	24.849	48.072	22.974	250.2	9:41.540
43	1	1:41.859	27.088	51.223	23.548	220.4	1:25:31.316	5	2	1:35.769	24.821	47.961	22.987	250.2	11:17.309
44	1	1:39.944	26.109	50.331	23.504	226.8	1:27:11.260	6	2	1:37.971	24.894	49.861	23.216	250.2	12:55.280
45	1	1:41.134	26.416	51.129	23.589	223.5	1:28:52.394	7	2	1:36.182	24.914	48.087	23.181	250.8	14:31.462
46	1	1:55.157 B	26.435	53.564	35.158	220.4	1:30:47.551	8	2	1:41.759 B	24.968	48.731	28.060	250.2	16:13.221

32 Team WRT
1. Darren LEUNG
2. Sean GELAEI

3. Augusto FARFUS

BMW M4 LMGT3 Evo
LMGT3

1	3	2:15.671 B	49.458	55.059	31.154		2:15.671
2	3	7:15.109	6:03.086	49.106	22.917		9:30.780
3	3	1:35.596	24.978	47.786	22.832	251.3	11:06.376
4	3	1:39.627	24.797	50.969	23.861	252.5	12:46.003
5	3	1:36.271	24.924	48.249	23.098	252.5	14:22.274
6	3	1:35.742	24.839	47.938	22.965	251.3	15:58.016
7	3	1:42.623 B	24.918	48.393	29.312	250.2	17:40.639
8	3	13:34.218	...	55.791	23.077		31:14.857
9	3	1:36.968	25.676	48.197	23.095	222.2	32:51.825
10	3	1:36.235	24.988	48.085	23.162	245.1	34:28.060
11	3	1:36.983	24.891	48.453	23.639	246.2	36:05.043
12	3	1:36.399	24.868	48.461	23.070	244.6	37:41.442
13	3	1:41.964 B	25.166	48.348	28.450	252.5	39:23.406
14	1	4:07.667	2:20.486	55.628	51.553		43:31.073
15	1	2:48.490	55.641	1:24.938	27.911	80.7	46:19.563
16	1	1:39.026	26.097	49.516	23.413	241.9	47:58.589
17	1	1:38.255	25.616	49.221	23.418	245.7	49:36.844
18	1	1:37.812	25.355	49.123	23.334	244.0	51:14.656
19	1	1:37.677	25.182	49.173	23.322	246.2	52:52.333
20	1	1:38.161	25.331	49.349	23.481	251.9	54:30.494
21	1	1:38.279	25.225	49.605	23.449	249.0	56:08.773
22	1	1:38.089	25.368	49.345	23.376	248.5	57:46.862
23	1	1:38.547	25.398	49.644	23.505	244.6	59:25.409
24	1	1:39.708	25.353	49.613	24.742	244.6	1:01:05.117
25	1	1:39.083	25.797	49.788	23.498	237.1	1:02:44.200
26	1	1:44.474 B	25.952	49.402	29.120	235.6	1:04:28.674
27	2	2:17.572	2:01.690	52.451	23.431		1:07:46.246
28	2	1:39.315	26.030	50.087	23.198	240.8	1:09:25.561
29	2	1:38.425	25.387	49.529	23.509	234.1	1:11:03.986
30	2	1:45.237 B	25.366	50.395	29.476	237.1	1:12:49.223
31	2	3:51.032	2:35.515	52.115	23.402		1:16:40.255
32	2	1:38.419	25.402	49.508	23.509	240.3	1:18:18.674
33	2	1:38.493	25.319	49.672	23.502	247.3	1:19:57.167
34	2	1:38.589	25.497	49.778	23.314	248.5	1:21:35.756
35	2	1:38.959	25.570	49.581	23.808	241.3	1:23:14.715
36	2	1:39.272	25.941	49.909	23.422	216.9	1:24:53.987
37	2	1:38.575	25.463	49.593	23.519	234.1	1:26:32.562
38	2	1:42.541	27.171	51.700	23.670	235.6	1:28:15.103
39	2	1:48.019 B	27.138	51.149	29.732	233.1	1:30:03.122

33 TF Sport
1. Ben KEATING
2. Jonny EDGAR

3. Nicolás VARRONE

Corvette Z06 LMGT3.R
LMGT3

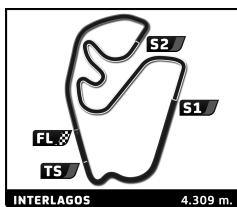
9	2	11:53.910	...	48.700	23.132		28:07.131
10	2	1:36.423	24.873	48.199	23.351	246.8	29:43.554
11	2	1:36.404	25.055	48.232	23.117	245.1	31:19.958
12	2	1:36.742	25.360	48.209	23.173	231.6	32:56.700
13	2	1:36.537	25.202	48.244	23.091	250.8	34:33.237
14	2	1:41.264 B	25.113	48.354	27.797	244.6	36:14.501
15	1	3:12.052	1:55.807	52.797	23.448		39:26.553
16	1	1:40.073	25.970	50.608	23.495	244.0	41:06.626
17	1	2:06.429	26.516	51.488	48.425	253.7	43:13.055
18	1	2:59.324	55.639	1:24.607	39.078	80.8	46:12.379
19	1	1:38.792	25.961	49.357	23.474	229.6	47:51.171
20	1	1:39.129	25.580	49.851	23.698	236.1	49:30.300
21	1	1:38.608	25.611	49.631	23.366	244.0	51:08.908
22	1	1:38.410	25.442	49.574	23.394	243.5	52:47.318
23	1	1:39.120	25.664	50.046	23.410	250.2	54:26.438
24	1	1:38.263	25.498	49.419	23.346	239.2	56:04.701
25	1	1:38.281	25.369	49.339	23.573	246.2	57:42.982
26	1	1:38.342	25.293	49.759	23.290	249.6	59:21.324
27	1	1:38.170	25.269	49.550	23.351	249.0	1:00:59.494
28	1	1:38.667	25.476	49.829	23.362	249.0	1:02:38.161
29	1	1:38.274	25.272	49.630	23.372	250.2	1:04:16.435
30	1	1:38.600	25.307	50.029	23.264	246.8	1:05:55.035
31	1	1:45.996 B	25.624	51.159	29.213	244.0	1:07:41.031
32	3	3:13.999	2:00.255	50.325	23.419		1:10:55.030
33	3	1:37.897	25.247	49.397	23.253	243.5	1:12:32.927
34	3	1:37.391	25.173	49.075	23.143	243.5	1:14:10.318
35	3	1:39.641	25.182	51.204	23.255	246.2	1:15:49.959
36	3	1:37.560	25.244	48.931	23.385	245.1	1:17:27.519
37	3	1:37.816	25.299	49.304	23.213	238.7	1:19:05.335
38	3	1:38.134	25.334	49.581	23.219	249.0	1:20:43.469
39	3	1:37.446	25.248	49.113	23.085	246.2	1:22:20.915
40	3	1:37.152	25.174	48.923	23.055	239.2	1:23:58.067
41	3	1:38.927	25.399	50.264	23.264	246.2	1:25:36.994
42	3	1:40.676	25.212	51.786	23.678	242.4	1:27:17.670
43	3	1:39.230	25.300	49.884	24.046	239.2	1:28:56.900
44	3	1:39.498	25.592	50.095	23.811	249.0	1:30:36.398

34 Racing Team Turkey by TF
1. Peter DEMPSEY
2. Salih YOLUC

3. Charlie EASTWOOD

Corvette Z06 LMGT3.R
LMGT3

1	3	2:03.224 B	33.526	56.732	32.966		2:03.224
2	3	3:50.322	2:35.853	51.505	22.964		5:53.546
3	3	1:35.459	24.872	47.813	22.774	245.7	7:29.005
4	3	1:37.840	25.215	49.768	22.857	256.7	9:06.845
5	3	1:35.585	24.839	47.773	22.973	238.7	10:42.430
6	3	1:36.834	25.208	48.760	22.866	240.3	12:19.264



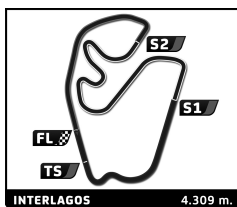
FIA WEC
Rolex 6 Hours of Sao Paulo
Free Practice 1

Sector Analysis

Lap under Red Flag													Invalidated Lap		Personal Best		Session Best		B Crossing the pit lane	
Lap	D	Time	Sector 1	Sector 2	Sector 3	T. Spd	Elapsed	Lap	D	Time	Sector 1	Sector 2	Sector 3	T. Spd	Elapsed					
7	3	1:36.464	24.906	48.644	22.914	250.2	13:55.728	12	2	1:26.844	22.257	44.596	19.991	265.4	18:30.526					
8	3	1:36.213	24.846	47.849	23.518	249.0	15:31.941	13	2	1:27.029	22.169	44.699	20.161	267.4	19:57.555					
9	3	1:36.370	24.951	48.442	22.977	244.0	17:08.311	14	2	1:27.712	22.960	44.656	20.096	250.2	21:25.267					
10	3	1:41.324 B	24.854	48.134	28.336	244.6	18:49.635	15	2	1:32.148 B	22.732	44.226	25.190	268.7	22:57.415					
11	2	3:24.317	2:10.065	50.859	23.393		22:13.952	16	3	8:01.883	6:52.790	48.214	20.879		30:59.298					
12	2	1:39.828	25.865	50.358	23.605	241.9	23:53.780	17	3	2:48.031	1:41.079	46.906	20.046	284.1	33:47.329					
13	2	1:41.846	28.088	50.342	23.416	245.7	25:35.626	18	3	1:28.369	22.808	45.534	20.027	259.1	35:15.698					
14	2	1:38.984	25.563	49.624	23.797	240.8	27:14.610	19	3	1:27.670	22.422	45.248	20.000	259.1	36:43.368					
15	2	1:39.052	25.487	50.196	23.369	246.8	28:53.662	20	3	1:29.729	24.363	45.382	19.984	267.4	38:13.097					
16	2	1:38.363	25.437	49.516	23.410	244.0	30:32.025	21	3	1:27.542	22.890	44.601	20.051	269.3	39:40.639					
17	2	1:39.617	25.422	50.727	23.468	242.4	32:11.642	22	3	1:33.426 B	22.643	45.312	25.471	265.4	41:14.065					
18	2	1:37.777	25.408	49.140	23.229	245.1	33:49.419	23	3	10:16.964	9:11.501	45.464	19.999		51:31.029					
19	2	1:41.368	25.362	52.749	23.257	247.9	35:30.787	24	3	1:27.958	22.912	44.539	20.507	266.7	52:58.987					
20	2	1:38.253	25.319	49.657	23.277	245.1	37:09.040	25	3	1:27.545	22.431	45.067	20.047	253.1	54:26.532					
21	2	1:37.493	25.195	49.076	23.222	244.0	38:46.533	26	3	1:26.760	22.383	44.431	19.946	254.9	55:53.292					
22	2	1:41.144	28.209	49.627	23.308	244.0	40:27.677	27	3	1:26.767	22.364	44.312	20.091	265.4	57:20.059					
23	2	1:45.331 B	26.102	49.382	29.847	242.4	42:13.008	28	3	1:27.162	22.414	44.817	19.931	256.7	58:47.221					
24	1	9:23.043	8:08.307	51.389	23.347		51:36.051	29	3	1:33.959 B	22.548	45.063	26.348	258.5	1:00:21.180					
25	1	1:38.343	25.745	49.549	23.049	225.4	53:14.394	30	1	5:47.564	4:40.780	46.514	20.270		1:06:08.744					
26	1	1:37.695	25.594	48.886	23.215	224.4	54:52.089	31	1	1:29.705	22.891	46.652	20.162	241.9	1:07:38.449					
27	1	1:37.444	25.249	49.080	23.115	238.2	56:29.533	32	1	1:31.503	24.446	46.538	20.519	259.1	1:09:09.952					
28	1	1:37.005	25.050	48.615	23.340	243.5	58:06.538	33	1	1:29.943	22.835	46.926	20.182	236.1	1:10:39.895					
29	1	1:37.002	25.015	48.769	23.218	241.9	59:43.540	34	1	1:28.145	22.426	45.322	20.397	253.7	1:12:08.040					
30	1	1:37.474	25.273	49.006	23.195	254.3	1:01:21.014	35	1	1:28.189	22.457	45.329	20.403	247.9	1:13:36.229					
31	1	1:37.057	25.144	48.814	23.099	236.1	1:02:58.071	36	1	1:26.789	22.349	44.457	19.983	254.9	1:15:03.018					
32	1	1:43.771 B	25.015	48.792	29.964	241.9	1:04:41.842	37	1	1:34.241 B	22.408	45.206	26.627	250.8	1:16:37.259					
33	1	3:34.402	2:22.194	49.043	23.165		1:08:16.244	38	1	6:12.522	5:06.215	46.188	20.119		1:22:49.781					
34	1	1:36.597	25.076	48.413	23.108	241.3	1:09:52.841	39	1	1:28.009	22.623	45.340	20.046	253.7	1:24:17.790					
35	1	1:36.688	25.062	48.456	23.170	242.9	1:11:29.529	40	1	1:26.878	22.411	44.513	19.954	250.8	1:25:44.668					
36	1	1:36.653	24.980	48.545	23.128	249.6	1:13:06.182	41	1	1:28.084	22.435	45.526	20.123	252.5	1:27:12.752					
37	1	1:44.123 B	25.658	49.872	28.593	246.2	1:14:50.305	42	1	1:28.096	23.301	44.804	19.991	243.5	1:28:40.848					
38	3	2:41.679	1:27.921	50.493	23.265		1:17:31.984	43	1	1:27.489	22.423	44.965	20.101	249.0	1:30:08.337					
39	3	1:36.688	25.033	48.673	22.982	242.9	1:19:08.672													
40	3	1:36.399	24.930	48.530	22.939	244.0	1:20:45.071													
41	3	1:39.203	24.914	49.384	24.905	243.5	1:22:24.274													
42	3	1:36.547	24.931	48.625	22.991	241.3	1:24:00.821													
43	3	1:42.689 B	25.073	49.093	28.523	250.8	1:25:43.510													
44	3	3:32.062	2:19.503	49.491	23.068		1:29:15.572													
45	3	1:36.334	25.026	48.315	22.993	239.2	1:30:51.906													

35 Alpine Endurance Team		Alpine A424 HYPERCAR					
1. António FÉLIX DA COSTA 3. Ferdinand HABSBURG							
2. Charles MILESI							
1	2	2:28.867	1:17.146	51.192	20.529	2:28.867	
2	2	1:28.921	22.787	45.940	20.194	243.5	3:57.788
3	2	1:28.723	22.788	45.988	19.947	246.2	5:26.511
4	2	1:27.047	22.321	44.896	19.830	266.0	6:53.558
5	2	1:26.793	21.991	44.947	19.855	264.8	8:20.351
6	2	1:26.492	22.008	44.462	20.022	275.5	9:46.843
7	2	1:28.652	22.316	46.153	20.183	262.8	11:15.495
8	2	1:26.984	22.251	44.646	20.087	270.7	12:42.479
9	2	1:27.751	22.632	45.092	20.027	268.0	14:10.230
10	2	1:26.411	22.182	44.255	19.974	264.1	15:36.641
11	2	1:27.041	22.206	44.852	19.983	265.4	17:03.682

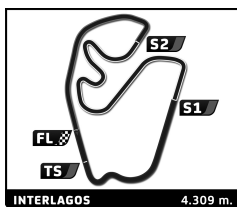
36 Alpine Endurance Team		Alpine A424 HYPERCAR					
1. Frédéric MAKOWIECKI 3. Victor MARTINS							
2. Jules GOUNON							
1	1	2:33.378	1:17.713	54.183	21.482	2:33.378	
2	1	1:29.213	23.493	45.760	19.960	232.1	4:02.591
3	1	1:30.879	22.656	46.577	21.646	259.7	5:33.470
4	1	1:27.840	22.692	45.009	20.139	260.3	7:01.310
5	1	1:27.646	22.797	44.657	20.192	264.1	8:28.956
6	1	1:26.673	22.215	44.338	20.120	261.0	9:55.629
7	1	1:26.810	22.190	44.487	20.133	262.8	11:22.439
8	1	1:28.585	22.458	45.660	20.467	249.6	12:51.024
9	1	1:26.729	22.262	44.442	20.025	266.0	14:17.753
10	1	1:27.098	22.722	44.218	20.158	250.2	15:44.851
11	1	1:26.520	22.357	44.158	20.005	253.7	17:11.371
12	1	1:29.445	22.497	45.600	21.348	271.3	18:40.816
13	1	1:33.129 B	22.304	44.930	25.895	260.3	20:13.945
14	2	10:03.782	8:57.011	46.658	20.113		30:17.727
15	2	1:28.587	22.320	46.139	20.128	247.9	31:46.314
16	2	1:28.530	23.990	44.545	19.995	248.5	33:14.844
17	2	1:26.866	22.277	44.762	19.827	258.5	34:41.710
18	2	1:27.229	22.234	44.098	20.897	259.1	36:08.939



FIA WEC
Rolex 6 Hours of Sao Paulo
Free Practice 1

Sector Analysis

Lap under Red Flag											Invalidated Lap		Personal Best	Session Best	B Crossing the pit lane
Lap	D	Time	Sector 1	Sector 2	Sector 3	T. Spd	Elapsed	Lap	D	Time	Sector 1	Sector 2	Sector 3	T. Spd	Elapsed
19	2	1:28.101	22.914	45.350	19.837	263.5	37:37.040	28	3	1:33.504 B	22.339	45.275	25.890	250.2	51:47.925
20	2	1:26.579	22.173	44.567	19.839	266.7	39:03.619	29	3	8:18.459	7:12.472	46.110	19.877		1:00:06.384
21	2	1:26.633	22.266	44.490	19.877	257.9	40:30.252	30	3	1:31.144	25.282	45.846	20.016	252.5	1:01:37.528
22	2	1:26.771	22.340	44.588	19.843	259.1	41:57.023	31	3	1:26.539	22.254	44.471	19.814	255.5	1:03:04.067
23	2	2:21.167 B	22.242	1:06.266	52.659	268.0	44:18.190	32	3	1:28.239	22.232	45.549	20.458	262.2	1:04:32.306
24	2	7:53.445	6:48.021	45.550	19.874		52:11.635	33	3	1:26.270	22.364	44.071	19.835	254.9	1:05:58.576
25	2	1:25.700	22.074	43.827	19.799	267.4	53:37.335	34	3	1:26.579	22.191	44.415	19.973	255.5	1:07:25.155
26	2	1:26.439	22.138	44.181	20.120	270.7	55:03.774	35	3	1:26.846	22.388	44.595	19.863	254.3	1:08:52.001
27	2	1:27.730	23.808	44.153	19.769	256.1	56:31.504	36	3	1:27.583	22.354	44.969	20.260	256.7	1:10:19.584
28	2	1:26.230	22.296	44.026	19.908	262.2	57:57.734	37	3	1:26.259	22.243	44.116	19.900	253.1	1:11:45.843
29	2	1:26.867	22.517	44.323	20.027	246.8	59:24.601	38	3	1:33.151 B	22.331	44.965	25.855	253.1	1:13:18.994
30	2	1:33.625 B	22.296	45.142	26.187	262.8	1:00:58.226	39	1	6:49.847	5:42.336	47.114	20.397		1:20:08.841
31	3	13:58.327	...	47.987	19.953		1:14:56.553	40	1	1:29.117	23.286	45.469	20.362	247.3	1:21:37.958
32	3	1:27.670	22.677	45.065	19.928	231.1	1:16:24.223	41	1	1:28.098	23.212	44.740	20.146	238.7	1:23:06.056
33	3	1:28.525	22.388	46.022	20.115	240.8	1:17:52.748	42	1	1:27.402	22.183	45.129	20.090	257.9	1:24:33.458
34	3	1:26.829	22.409	44.489	19.931	244.0	1:19:19.577	43	1	1:27.776	22.476	45.050	20.250	250.2	1:26:01.234
35	3	1:27.397	22.194	45.206	19.997	249.6	1:20:46.974	44	1	1:26.622	22.347	44.362	19.913	253.7	1:27:27.856
36	3	1:35.054 B	22.427	46.433	26.194	253.7	1:22:22.028	45	1	1:27.817	22.346	44.971	20.500	262.2	1:28:55.673
37	3	2:56.077	1:50.599	45.633	19.845		1:25:18.105	46	1	1:27.874	23.126	44.742	20.006	246.2	1:30:23.547
38	3	1:26.619	22.298	44.325	19.996	254.9	1:26:44.724	50 Ferrari AF Corse 1. Antonio FUOCO 2. Miguel MOLINA 3. Nicklas NIELSEN Ferrari 499P HYPERCAR							
39	3	1:27.892	22.290	45.450	20.152	249.6	1:28:12.616	1	1	2:22.095	1:05.615	55.036	21.444		2:22.095
40	3	1:26.296	22.211	44.131	19.954	254.3	1:29:38.912	2	1	1:32.709	24.326	48.274	20.109	211.8	3:54.804
41	3	1:27.144	22.102	45.230	19.812	261.0	1:31:06.056	3	1	1:30.683	22.710	46.868	21.105	240.8	5:25.487
38 Cadillac Hertz Team Jota 1. Earl BAMBER 2. Sébastien BOURDAIS 3. Jack AITKEN Cadillac V-Series.R HYPERCAR							4	1	1:26.163	22.138	44.204	19.821	249.0	6:51.650	
1	2	2:04.437 B	37.921	55.861	30.655		2:04.437	5	1	1:25.818	21.923	44.118	19.777	255.5	8:17.468
2	2	8:01.089	6:48.883	51.456	20.750		10:05.526	6	1	1:25.862	21.857	43.996	20.009	258.5	9:43.330
3	2	1:31.266	24.463	46.656	20.147	244.6	11:36.792	7	1	1:33.837	24.352	49.309	20.176	239.2	11:17.167
4	2	1:28.084	22.850	45.109	20.125	242.9	13:04.876	8	1	1:28.250	22.224	45.421	20.605	261.0	12:45.417
5	2	1:28.383	22.409	45.627	20.347	247.3	14:33.259	9	1	1:27.265	22.071	45.230	19.964	266.0	14:12.682
6	2	1:30.069	23.290	46.482	20.297	251.3	16:03.328	10	1	1:25.595	22.074	43.705	19.816	262.8	15:38.277
7	2	1:27.719	22.381	45.171	20.167	255.5	17:31.047	11	1	1:28.842	22.089	46.028	20.725	261.6	17:07.119
8	2	1:28.830	22.893	45.640	20.297	257.7	18:59.877	12	1	1:26.087	22.015	43.886	20.186	262.2	18:33.206
9	2	1:27.445	22.460	44.805	20.180	255.5	20:27.322	13	1	1:26.580	22.396	44.250	19.934	268.0	19:59.786
10	2	1:27.934	22.366	45.441	20.127	262.2	21:55.256	14	1	1:26.927	22.236	44.683	20.008	251.9	21:26.713
11	2	1:29.497	22.694	46.001	20.802	247.3	23:24.753	15	1	1:31.321	22.177	48.965	20.179	261.0	22:58.034
12	2	1:30.244	23.581	46.385	20.278	258.5	24:54.997	16	1	1:25.481	22.102	43.607	19.772	264.8	24:23.515
13	2	1:27.379	22.439	44.704	20.236	253.7	26:22.376	17	1	1:34.745 B	22.172	45.473	27.100	272.0	25:58.260
14	2	1:26.630	22.220	44.348	20.062	268.7	27:49.006	18	2	3:10.109	2:03.024	46.597	20.488		29:08.369
15	2	1:27.049	22.289	44.722	20.038	274.1	29:16.055	19	2	1:30.804	23.552	46.871	20.381	259.1	30:39.173
16	2	1:35.324 B	22.300	44.972	28.052	267.4	30:51.379	20	2	1:29.643	22.950	46.233	20.460	259.1	32:08.816
17	3	2:49.106	1:41.906	46.912	20.288		33:40.485	21	2	1:28.126	22.890	45.035	20.201	247.9	33:36.942
18	3	1:28.808	22.942	45.804	20.062	229.2	35:09.293	22	2	1:27.679	22.383	45.165	20.131	261.6	35:04.621
19	3	1:28.097	22.502	45.578	20.017	251.3	36:37.390	23	2	1:27.413	22.797	44.586	20.030	272.0	36:32.034
20	3	1:28.193	22.828	45.483	19.882	253.7	38:05.583	24	2	1:30.108	23.748	46.081	20.279	258.5	38:02.142
21	3	1:26.731	22.288	44.574	19.869	258.5	39:32.314	25	2	1:27.393	22.193	45.245	19.955	260.3	39:29.535
22	3	1:27.790	22.479	45.387	19.924	262.2	41:00.104	26	2	1:28.388	22.541	45.535	20.312	270.7	40:57.923
23	3	1:27.797	22.410	44.801	20.586	251.9	42:27.901	27	2	1:35.539 B	22.253	44.745	28.541	271.3	42:33.462
24	3	3:08.285	53.288	1:23.706	51.291	80.6	45:36.186	28	2	12:47.004	...	45.932	20.090		55:20.466
25	3	1:43.639	36.627	45.477	21.535	80.6	47:19.825	29	2	1:26.243	22.170	44.218	19.855	259.1	56:46.709
26	3	1:26.280	22.331	44.085	19.864	244.0	48:46.105	30	2	1:28.611	23.194	45.060	20.357	247.9	58:15.320
27	3	1:28.316	22.372	44.515	21.429	260.3	50:14.421	31	2	1:26.386	22.300	44.203	19.883	266.0	59:41.706



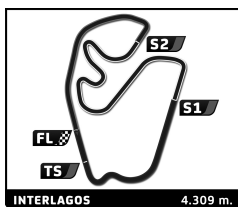
FIA WEC
Rolex 6 Hours of Sao Paulo
Free Practice 1

Sector Analysis

Lap under Red Flag												Invalidated Lap		Personal Best		Session Best		B Crossing the pit lane	
Lap	D	Time	Sector 1	Sector 2	Sector 3	T. Spd	Elapsed	Lap	D	Time	Sector 1	Sector 2	Sector 3	T. Spd	Elapsed				
32	2	1:26.525	22.242	44.392	19.891	261.6	1:01:08.231	31	3	1:25.563	22.027	43.727	19.809	271.3	58:10.262				
33	2	1:27.349	22.405	44.825	20.119	264.1	1:02:35.580	32	3	1:54.983	23.946	1:03.813	27.224	268.7	1:00:05.245				
34	2	1:28.136	23.126	44.988	20.022	262.8	1:04:03.716	33	3	1:40.409	27.509	52.586	20.314	172.3	1:01:45.654				
35	2	1:32.441 B	22.286	44.844	25.311	266.7	1:05:36.157	34	3	1:35.293 B	22.282	46.553	26.458	267.4	1:03:20.947				
36	3	3:15.338	2:08.015	47.038	20.285		1:08:51.495	35	2	2:31.788	1:24.423	46.977	20.388		1:05:52.735				
37	3	1:28.373	22.538	45.170	20.665	248.5	1:10:19.868	36	2	1:28.364	22.461	45.787	20.116	263.5	1:07:21.099				
38	3	1:28.261	22.790	45.459	20.012	239.7	1:11:48.129	37	2	1:27.170	23.136	44.018	20.016	232.6	1:08:48.269				
39	3	1:28.647	22.546	45.804	20.297	258.5	1:13:16.776	38	2	1:26.096	22.186	43.792	20.118	266.0	1:10:14.365				
40	3	1:28.193	23.110	45.010	20.073	244.0	1:14:44.969	39	2	1:26.381	22.149	44.131	20.101	262.2	1:11:40.746				
41	3	1:27.537	22.373	44.888	20.276	264.1	1:16:12.506	40	2	1:26.537	22.151	44.270	20.116	272.0	1:13:07.283				
42	3	1:26.769	22.138	44.479	20.152	266.0	1:17:39.275	41	2	1:30.804	23.983	46.719	20.102	216.9	1:14:38.087				
43	3	1:29.041	22.532	45.621	20.888	263.5	1:19:08.316	42	2	1:26.296	22.255	44.091	19.950	268.0	1:16:04.383				
44	3	1:28.790	22.405	46.348	20.037	263.5	1:20:37.106	43	2	1:26.761	22.349	44.264	20.148	279.0	1:17:31.144				
45	3	1:28.478	22.237	46.179	20.062	264.8	1:22:05.584	44	2	1:26.848	22.293	44.523	20.032	257.9	1:18:57.992				
46	3	1:32.033	22.765	49.003	20.265	270.0	1:23:37.617	45	2	1:26.770	22.388	44.192	20.190	250.2	1:20:24.762				
47	3	1:26.865	22.307	44.450	20.108	266.7	1:25:04.482	46	2	1:32.147	22.337	48.883	20.927	253.7	1:21:56.909				
48	3	1:27.853	22.213	45.438	20.202	266.0	1:26:32.335	47	2	1:26.108	22.102	43.897	20.109	268.0	1:23:23.017				
49	3	1:26.827	22.301	44.502	20.024	266.0	1:27:59.162	48	2	1:26.451	22.207	44.197	20.047	263.5	1:24:49.468				
50	3	1:29.552	22.308	47.038	20.206	268.0	1:29:28.714	49	2	1:26.226	22.209	43.924	20.093	264.1	1:26:15.694				
51	3	1:30.195	22.559	46.802	20.834	254.9	1:30:58.909	50	2	1:27.032	22.365	44.291	20.376	261.0	1:27:42.726				
51	3	1:30.195	22.559	46.802	20.834	254.9	1:30:58.909	51	2	1:26.948	22.282	44.596	20.070	263.5	1:29:09.674				
52	2	1:27.421	22.286	44.007	21.128	264.1	1:30:37.095	52	2	1:27.421	22.286	44.007	21.128	264.1	1:30:37.095				

51 Ferrari AF Corse							Ferrari 499P HYPERCAR	
Lap	D	Time	Sector 1	Sector 2	Sector 3	T. Spd	Elapsed	Driver
1	3	2:24.820	1:09.863	53.603	21.354		2:24.820	1. Alessandro PIER GUIDI
2	3	1:32.553	24.641	47.278	20.634	211.4	3:57.373	3. Antonio GIOVINAZZI
3	3	1:32.821	22.938	49.195	20.688	238.7	5:30.194	2. James CALADO
4	3	1:26.757	22.216	44.653	19.888	267.4	6:56.951	
5	3	1:26.309	22.310	44.113	19.886	265.4	8:23.260	
6	3	1:25.751	22.101	43.729	19.921	270.0	9:49.011	
7	3	1:52.318	30.167	1:01.559	20.592	212.6	11:41.329	
8	3	1:25.651	22.078	43.751	19.822	271.3	13:06.980	
9	3	1:27.144	22.100	45.061	19.983	267.4	14:34.124	
10	3	1:36.361 B	22.996	46.505	26.860	266.7	16:10.485	
11	1	2:47.090	1:41.513	45.364	20.213		18:57.575	
12	1	1:27.455	22.616	44.726	20.113	257.9	20:25.030	
13	1	1:27.075	22.332	44.689	20.054	253.7	21:52.105	
14	1	1:27.017	22.212	44.723	20.082	261.6	23:19.122	
15	1	1:26.694	22.218	44.510	19.966	267.4	24:45.816	
16	1	1:26.466	22.148	44.189	20.129	274.8	26:12.282	
17	1	1:26.773	22.234	44.566	19.973	264.1	27:39.055	
18	1	1:26.914	22.177	44.603	20.134	263.5	29:05.969	
19	1	1:26.422	22.135	44.364	19.923	263.5	30:32.391	
20	1	1:31.437	22.915	47.692	20.830	261.6	32:03.828	
21	1	1:28.021	23.064	44.750	20.207	239.7	33:31.849	
22	1	1:26.747	22.439	44.335	19.973	266.7	34:58.596	
23	1	1:30.239	22.303	46.845	21.091	266.0	36:28.835	
24	1	2:30.539 B	56.671	1:00.223	33.645	264.1	38:59.374	
25	3	10:00.501	8:48.235	51.138	21.128		48:59.875	
26	3	1:32.194	24.072	47.540	20.582	223.5	50:32.069	
27	3	1:30.357	23.249	46.486	20.622	239.2	52:02.426	
28	3	1:25.592	22.181	43.551	19.860	268.7	53:28.018	
29	3	1:44.080	26.777	57.194	20.109	266.7	55:12.098	
30	3	1:32.601	22.249	50.385	19.967	262.8	56:44.699	

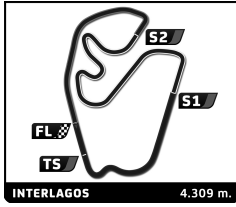
54 Vista AF Corse							Ferrari 296 LMGT3 Evo	
Lap	D	Time	Sector 1	Sector 2	Sector 3	T. Spd	Elapsed	Driver
1	3	2:46.931 B	1:19.523	56.090	31.318		2:46.931	1. Thomas FLOHR
2	3	3:45.501	2:26.651	54.676	24.174		6:32.432	3. Davide RIGON
3	3	1:37.258	25.346	48.782	23.130	238.2	8:09.690	2. Francesco CASTELLACCI
4	3	1:36.770	24.758	48.845	23.167	250.2	9:46.460	
5	3	1:36.849	25.025	48.206	23.618	249.0	11:23.309	
6	3	1:36.567	24.891	48.115	23.561	251.3	12:59.876	
7	3	1:36.509	24.842	48.529	23.138	249.6	14:36.385	
8	3	1:36.091	24.959	48.112	23.020	254.9	16:12.476	
9	3	1:35.815	24.871	47.890	23.054	250.2	17:48.291	
10	3	1:42.068 B	24.895	48.360	28.813	248.5	19:30.359	
11	3	7:04.181	5:52.040	48.861	23.280		26:34.540	
12	3	1:36.822	24.899	48.463	23.460	251.3	28:11.362	
13	3	1:37.586	25.078	49.321	23.187	254.3	29:48.948	
14	3	1:43.461 B	25.012	48.312	30.137	248.5	31:32.409	
15	1	3:50.982	2:33.716	53.299	23.967		35:23.391	
16	1	1:41.635	26.720	51.172	23.743	216.9	37:05.026	
17	1	1:40.715	26.173	50.992	23.550	220.8	38:45.741	
18	1	1:57.731	43.443	50.551	23.737	218.6	40:43.472	
19	1	1:49.491 B	25.631	50.363	33.497	241.9	42:32.963	
20	1	6:30.910	5:16.347	51.096	23.467		49:03.873	
21	1	1:38.705	25.549	49.846	23.310	234.1	50:42.578	
22	1	1:38.825	25.505	49.936	23.384	240.3	52:21.403	
23	1	1:37.715	25.110	49.392	23.213	249.6	53:59.118	
24	1	1:37.801	25.162	49.242	23.397	239.7	55:36.919	
25	1	1:38.262	25.252	49.187	23.823	246.2	57:15.181	
26	1	1:39.541	25.158	50.809	23.574	249.6	58:54.722	
27	1	1:37.734	25.322	49.150	23.262	246.8	1:00:32.456	
28	1	1:37.330	25.161	48.958	23.211	251.3	1:02:09.786	



FIA WEC
Rolex 6 Hours of Sao Paulo
Free Practice 1

Sector Analysis

Lap under Red Flag								Invalidated Lap		Personal Best		Session Best		B Crossing the pit lane								
Lap	D	Time	Sector 1	Sector 2	Sector 3	T. Spd	Elapsed	Lap	D	Time	Sector 1	Sector 2	Sector 3	T. Spd	Elapsed							
29	1	1:40.081	25.303	51.419	23.359	244.6	1:03:49.867	35	2	1:38.111	25.359	49.594	23.158	236.1	1:13:15.626							
30	1	1:45.284 B	25.315	49.379	30.590	245.1	1:05:35.151	36	2	1:37.689	25.115	49.345	23.229	238.2	1:14:53.315							
31	2	3:28.333	2:14.242	50.626	23.465		1:09:03.484	37	2	1:45.582 B	26.952	49.711	28.919	245.1	1:16:38.897							
32	2	1:37.488	25.230	48.895	23.363	249.6	1:10:40.972	38	2	4:02.480	2:49.652	49.732	23.096		1:20:41.377							
33	2	1:37.262	25.025	48.955	23.282	252.5	1:12:18.234	39	2	1:38.302	25.511	49.577	23.214	248.5	1:22:19.679							
34	2	1:37.175	25.032	48.924	23.219	251.9	1:13:55.409	40	2	1:37.823	25.214	49.453	23.156	245.1	1:23:57.502							
35	2	1:37.568	25.068	49.245	23.255	245.7	1:15:32.977	41	2	1:38.364	25.621	49.628	23.115	243.5	1:25:35.866							
36	2	1:36.903	25.025	48.625	23.253	250.8	1:17:09.880	42	2	1:40.001	25.504	50.877	23.620	247.9	1:27:15.867							
37	2	1:37.417	25.060	49.017	23.340	252.5	1:18:47.297	43	2	1:38.586	25.227	49.982	23.377	234.6	1:28:54.453							
38	2	1:38.069	25.085	49.614	23.370	246.2	1:20:25.366	44	2	1:39.696	25.437	51.184	23.075	228.7	1:30:34.149							
39	2	1:38.244	25.183	49.418	23.643	246.2	1:22:03.610	<div style="border: 1px solid black; padding: 5px;"> <p>61 Iron Lynx</p> <p>1. Martin BERRY</p> <p>2. Rui ANDRADE</p> <p>3. Maxime MARTIN</p> <p>Mercedes-AMG LMGT3</p> <p>LMGT3</p> </div>							1	3	2:58.121 B	1:23.538	1:00.569	34.014		2:58.121
40	2	1:37.754	25.057	49.433	23.264	250.2	1:23:41.364								2	3	3:07.112	1:46.846	56.231	24.035		6:05.233
41	2	1:37.492	25.060	49.228	23.204	254.9	1:25:18.856								3	3	1:42.858	26.728	52.432	23.698	215.1	7:48.091
42	2	1:37.543	25.192	49.172	23.179	249.6	1:26:56.399								4	3	1:36.983	25.115	48.995	22.873	226.8	9:25.074
43	2	1:37.546	25.242	49.089	23.215	250.2	1:28:33.945								5	3	1:35.233	24.702	47.800	22.731	250.8	11:00.307
44	2	1:37.496	25.056	49.162	23.278	252.5	1:30:11.441								6	3	1:35.363	24.702	47.779	22.882	247.3	12:35.670
<div style="border: 1px solid black; padding: 5px;"> <p>58 Garage 59</p> <p>1. Alexander WEST</p> <p>2. Finn GEHRSTZ</p> <p>3. Benjamin GOETHE</p> <p>McLaren 720S LMGT3 Evo</p> <p>LMGT3</p> </div>															7	3	1:34.883	24.729	47.411	22.743	251.3	14:10.553
															8	3	1:36.197	24.814	48.506	22.877	240.3	15:46.750
															9	3	1:42.082 B	24.950	48.750	28.382	240.8	17:28.832
															10	1	4:38.523	3:20.493	54.389	23.641		22:07.355
								11	1	1:40.595	26.070	51.031	23.494	222.2	23:47.950							
								12	1	1:40.943	25.640	51.782	23.521	239.2	25:28.893							
								13	1	1:41.155	25.576	51.515	24.064	237.1	27:10.048							
								14	1	1:39.599	25.702	50.413	23.484	238.2	28:49.647							
								15	1	1:39.326	25.366	50.615	23.345	238.2	30:28.973							
								16	1	1:39.980	25.432	51.183	23.365	237.6	32:08.953							
17	1	1:38.380	25.442	49.792	23.146	230.6	33:47.333															
18	1	1:38.330	25.391	49.611	23.328	239.2	35:25.663															
19	1	1:41.116	25.341	52.551	23.224	237.6	37:06.779															
20	1	1:39.006	25.242	50.426	23.338	238.7	38:45.785															
21	1	1:38.158	25.569	49.436	23.153	229.2	40:23.943															
22	1	1:37.562	25.069	49.482	23.011	247.9	42:01.505															
23	1	2:41.313	27.127	1:22.776	51.410	239.2	44:42.818															
24	1	2:28.374 B	55.497	1:03.752	29.125	80.6	47:11.192															
25	2	3:29.938	2:15.968	50.781	23.189		50:41.130															
26	2	1:39.063	25.161	50.755	23.147	249.6	52:20.193															
27	2	1:37.492	25.054	49.418	23.020	253.1	53:57.685															
28	2	1:37.093	24.997	49.171	22.925	254.3	55:34.778															
29	2	1:36.213	24.842	48.514	22.857	256.1	57:10.991															
30	2	1:36.400	24.822	48.698	22.880	254.3	58:47.391															
31	2	1:39.588	25.448	51.099	23.041	237.6	1:00:26.979															
32	2	1:36.228	24.818	48.613	22.797	254.3	1:02:03.207															
33	2	1:36.238	24.953	48.537	22.748	253.1	1:03:39.445															
34	2	1:36.389	24.814	48.691	22.884	251.9	1:05:15.834															
35	2	1:36.238	25.001	48.402	22.835	247.9	1:06:52.072															
36	2	1:36.421	24.882	48.640	22.899	251.3	1:08:28.493															
37	2	1:42.695 B	24.873	49.051	28.771	249.6	1:10:11.188															
38	1	3:28.213	2:14.158	50.502	23.553		1:13:39.401															
39	1	1:39.650	26.231	49.990	23.429	241.9	1:15:19.051															
40	1	1:38.328	25.608	49.521	23.199	241.3	1:16:57.379															

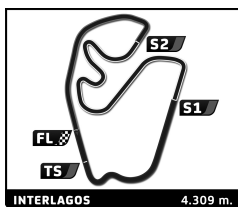


FIA WEC
Rolex 6 Hours of Sao Paulo
Free Practice 1

Sector Analysis

Lap under Red Flag											Invalidated Lap	Personal Best	Session Best	B Crossing the pit lane	
Lap	D	Time	Sector 1	Sector 2	Sector 3	T. Spd	Elapsed	Lap	D	Time	Sector 1	Sector 2	Sector 3	T. Spd	Elapsed
78 Akkodis ASP Team 1. Tom VAN ROMPUY 2. Hadrien DAVID							Lexus RC F LMGT3 LMGT3								
1	3	3:12.581	1:51.045	57.387	24.149		3:12.581	2	2	1:49.010	27.043	50.725	31.242	204.3	4:40.843
2	3	1:38.800	26.339	49.380	23.081	225.8	4:51.381	3	2	3:59.152	2:45.475	50.590	23.087		8:39.995
3	3	1:36.049	24.888	48.239	22.922	249.6	6:27.430	4	2	1:37.799	25.440	49.468	22.891	238.2	10:17.794
4	3	1:35.790	24.885	47.978	22.927	246.2	8:03.220	5	2	1:35.752	24.956	47.847	22.949	254.3	11:53.546
5	3	1:37.094	24.732	49.314	23.048	252.5	9:40.314	6	2	1:35.987	24.907	47.953	23.127	253.1	13:29.533
6	3	1:36.226	24.999	48.245	22.982	255.5	11:16.540	7	2	1:36.329	25.030	48.256	23.043	253.7	15:05.862
7	3	1:36.702	25.228	48.512	22.962	244.6	12:53.242	8	2	1:37.293	24.965	49.117	23.211	252.5	16:43.155
8	3	1:36.342	24.895	48.499	22.948	255.5	14:29.584	9	2	1:36.704	24.864	48.785	23.055	251.3	18:19.859
9	3	1:36.732	25.030	48.664	23.038	248.5	16:06.316	10	2	1:36.816	25.130	48.531	23.155	242.4	19:56.675
10	3	1:41.692	24.867	48.304	28.521	248.5	17:48.008	11	2	1:44.107	25.216	49.019	29.872	239.2	21:40.782
11	1	10:01.572	8:46.181	51.885	23.506		27:49.580	12	1	4:05.632	2:47.880	53.329	24.423		25:46.414
12	1	1:40.256	25.616	51.042	23.598	225.4	29:29.836	13	1	1:41.256	26.569	50.704	23.983	252.5	27:27.670
13	1	1:39.096	25.610	50.104	23.382	233.6	31:08.932	14	1	1:43.015	26.011	53.124	23.880	244.6	29:10.685
14	1	1:38.972	25.560	49.904	23.508	234.6	32:47.904	15	1	1:39.774	25.769	50.442	23.563	243.5	30:50.459
15	1	1:38.427	25.518	49.605	23.304	236.6	34:26.331	16	1	1:41.493	25.412	52.256	23.825	246.8	32:31.952
16	1	1:39.686	25.423	49.548	24.715	241.3	36:06.017	17	1	1:40.474	25.542	51.269	23.663	253.1	34:12.426
17	1	1:38.849	25.644	49.921	23.284	229.6	37:44.866	18	1	1:39.117	25.544	50.001	23.572	247.9	35:51.543
18	1	1:38.013	25.289	49.432	23.292	244.6	39:22.879	19	1	1:38.929	25.578	49.839	23.512	250.8	37:30.472
19	1	1:38.097	25.419	49.349	23.329	243.5	41:00.976	20	1	1:39.832	26.145	49.974	23.713	226.3	39:10.304
20	1	1:52.217	25.472	49.366	37.379	236.6	42:53.193	21	1	1:47.622	26.469	49.966	31.187	222.2	40:57.926
21	1	3:13.813	55.743	1:24.735	53.335	80.2	46:07.006	22	3	5:00.819	2:45.255	1:24.106	51.458		45:58.745
22	2	3:46.949	2:25.827	57.347	23.775		49:53.955	23	3	1:42.294	29.761	49.327	23.206	161.8	47:41.039
23	2	1:38.207	25.427	49.596	23.184	236.6	51:32.162	24	3	1:36.704	25.039	48.671	22.994	247.3	49:17.743
24	2	1:37.437	25.274	48.908	23.255	240.3	53:09.599	25	3	1:36.456	24.897	48.498	23.061	250.8	50:54.199
25	2	1:36.870	24.990	48.865	23.015	242.9	54:46.469	26	3	1:36.529	25.078	48.333	23.118	240.8	52:30.728
26	2	1:36.991	24.953	48.950	23.088	254.3	56:23.460	27	3	1:43.317	24.961	49.404	28.952	240.8	54:14.045
27	2	1:36.858	25.117	48.745	22.996	246.2	58:00.318	28	3	5:57.871	4:45.982	48.925	22.964		1:00:11.916
28	2	1:36.913	24.910	48.978	23.025	250.8	59:37.231	29	3	1:37.035	24.924	48.984	23.127	246.2	1:01:48.951
29	2	1:37.029	25.088	48.921	23.020	245.1	1:01:14.260	30	3	2:11.908	24.925	1:17.772	29.211	251.9	1:04:00.859
30	2	1:36.946	25.033	48.879	23.034	247.3	1:02:51.206	31	3	3:19.451	2:07.280	48.869	23.302		1:07:20.310
31	2	1:37.014	25.104	48.960	22.950	246.2	1:04:28.220	32	3	1:36.578	24.885	48.778	22.915	250.2	1:08:56.888
32	2	1:37.964	25.189	49.400	23.375	246.2	1:06:06.184	33	3	1:37.069	25.173	48.837	23.059	254.9	1:10:33.957
33	2	1:37.636	25.198	49.299	23.139	253.7	1:07:43.820	34	3	1:36.514	25.103	48.401	23.010	242.4	1:12:10.471
34	2	1:37.431	25.186	49.197	23.048	245.1	1:09:21.251	35	3	1:43.101	25.148	49.215	28.738	254.3	1:13:53.572
35	2	1:44.125	25.093	49.315	29.717	247.3	1:11:05.376	36	1	3:21.724	2:04.810	53.122	23.792		1:17:15.296
36	3	3:47.199	2:34.377	49.685	23.137		1:14:52.575	37	1	1:40.402	26.481	50.423	23.498	243.5	1:18:55.698
37	3	1:37.988	25.400	49.373	23.215	246.8	1:16:30.563	38	1	1:42.591	25.882	52.896	23.813	238.7	1:20:38.289
38	3	1:37.321	25.173	49.014	23.134	244.0	1:18:07.884	39	1	1:39.311	25.614	50.138	23.559	233.1	1:22:17.600
39	3	1:37.437	25.268	49.073	23.096	245.7	1:19:45.321	40	1	1:39.230	25.407	50.151	23.672	251.3	1:23:56.830
40	3	1:37.668	25.289	49.278	23.101	251.9	1:21:22.989	41	1	1:42.132	26.307	52.430	23.395	253.7	1:25:38.962
41	3	1:37.697	25.144	49.327	23.226	243.5	1:23:00.686	42	1	1:39.525	25.433	50.547	23.545	248.5	1:27:18.487
42	3	1:37.821	25.150	49.436	23.235	244.0	1:24:38.507	43	1	1:41.022	25.872	51.492	23.658	253.1	1:28:59.509
43	3	1:37.637	25.204	49.368	23.065	247.3	1:26:16.144	44	1	1:38.999	25.353	50.032	23.614	248.5	1:30:38.508
44	3	1:37.657	25.243	49.246	23.168	243.5	1:27:53.801	83 AF Corse 1. Yifei YE 2. Robert KUBICA							Ferrari 499P HYPERCAR
45	3	1:38.188	25.277	49.908	23.003	245.1	1:29:31.989	1	2	2:19.388	1:01.700	55.379	22.309		2:19.388
46	3	1:38.720	25.485	50.155	23.080	245.1	1:31:10.709	2	2	1:32.158	24.700	47.313	20.145	208.2	3:51.546
79 Iron Lynx 1. Johannes ZELGER 2. Matteo CRESSONI							Mercedes-AMG LMGT3 LMGT3								
1	2	2:51.833	1:24.837	1:00.923	26.073		2:51.833	3	2	1:30.235	22.472	47.864	19.899	246.2	5:21.781
							4	2	1:25.630	22.118	43.778	19.734	260.3	6:47.411	
							5	2	1:25.184	21.967	43.542	19.675	263.5	8:12.595	
							6	2	1:27.137	21.975	45.161	20.001	266.7	9:39.732	
							7	2	1:26.098	21.886	44.309	19.903	272.0	11:05.830	





FIA WEC
Rolex 6 Hours of Sao Paulo
Free Practice 1

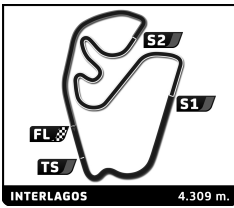
Sector Analysis

Lap under Red Flag Invalidated Lap Personal Best Session Best Crossing the pit lane

Lap	D	Time	Sector 1	Sector 2	Sector 3	T. Spd	Elapsed	Lap	D	Time	Sector 1	Sector 2	Sector 3	T. Spd	Elapsed
28	1	1:38.131	25.182	49.917	23.032	247.3	55:44.387	30	2	2:37.835	1:24.346	50.155	23.334		57:47.939
29	1	1:38.069	25.404	49.569	23.096	246.2	57:22.456	31	2	1:38.046	25.242	49.607	23.197	251.3	59:25.985
30	1	1:37.911	25.219	49.669	23.023	248.5	59:00.367	32	2	1:38.127	25.272	49.278	23.577	250.8	1:01:04.112
31	1	1:38.057	25.237	49.728	23.092	246.8	1:00:38.424	33	2	1:37.701	25.258	49.295	23.148	248.5	1:02:41.813
32	1	1:38.451	25.372	49.971	23.108	246.8	1:02:16.875	34	2	1:38.390	25.367	49.475	23.548	245.7	1:04:20.203
33	1	1:39.212	25.681	50.416	23.115	253.7	1:03:56.087	35	2	1:38.772	25.322	50.193	23.257	242.9	1:05:58.975
34	1	1:44.659 B	26.043	49.940	28.676	242.9	1:05:40.746	36	2	1:38.182	25.386	49.490	23.306	250.2	1:07:37.157
35	3	3:26.067	2:12.135	50.958	22.974		1:09:06.813	37	2	1:37.552	25.347	48.945	23.260	250.2	1:09:14.709
36	3	1:37.933	25.174	49.813	22.946	239.7	1:10:44.746	38	2	1:37.604	25.224	49.115	23.265	248.5	1:10:52.313
37	3	1:38.785	25.376	49.939	23.470	239.7	1:12:23.531	39	2	1:37.831	25.300	49.087	23.444	245.1	1:12:30.144
38	3	1:37.964	25.417	49.564	22.983	239.2	1:14:01.495	40	2	1:39.214	26.788	49.164	23.262	248.5	1:14:09.358
39	3	1:37.869	25.286	49.575	23.008	241.9	1:15:39.364	41	2	1:37.898	25.311	49.277	23.310	246.2	1:15:47.256
40	3	1:37.828	25.341	49.502	22.985	241.3	1:17:17.192	42	2	1:43.192 B	25.189	48.933	29.070	249.6	1:17:30.448
41	3	1:44.161 B	25.433	49.951	28.777	245.7	1:19:01.353	43	2	2:08.446	55.859	49.135	23.452		1:19:38.894
42	2	2:38.917	1:24.548	51.297	23.072		1:21:40.270	44	2	1:37.555	25.224	48.885	23.446	248.5	1:21:16.449
43	2	1:38.518	25.528	49.654	23.336	241.3	1:23:18.788	45	2	1:45.643 B	25.499	50.848	29.296	249.6	1:23:02.092
44	2	1:38.541	25.551	49.866	23.124	230.1	1:24:57.329	46	1	2:32.345	1:18.323	50.624	23.398		1:25:34.437
45	2	1:38.869	25.569	50.210	23.090	248.5	1:26:36.198	47	1	1:39.268	25.681	50.229	23.358	237.6	1:27:13.705
46	2	1:39.909	25.708	50.598	23.603	248.5	1:28:16.107	48	1	1:38.884	25.500	50.054	23.330	235.1	1:28:52.589
47	2	1:38.992	25.530	50.274	23.188	236.1	1:29:55.099	49	1	1:39.889	26.387	49.941	23.561	224.4	1:30:32.478
48	2	1:48.932 B	25.813	51.774	31.345	243.5	1:31:44.031								

91		Manthey DK Engineering		Porsche 911 GT3 R LMGT3		
		1. James COTTINGHAM	3. Ayhançan GÜVEN	LMGT3		
		2. Timur BOGUSLAVSKIY				
1	3	2:27.440 B	59.649	56.920	30.871	2:27.440
2	3	3:47.989	2:35.399	49.538	23.052	6:15.429
3	3	1:36.143	25.099	48.058	22.986	7:51.572
4	3	1:35.820	24.848	48.026	22.946	9:27.392
5	3	1:36.482	24.784	48.518	23.180	11:03.874
6	3	1:36.031	24.900	48.055	23.076	12:39.905
7	3	1:36.649	24.837	48.633	23.179	14:16.554
8	3	1:36.187	24.923	48.165	23.099	15:52.741
9	3	1:36.301	24.915	48.122	23.264	17:29.042
10	3	1:36.788	24.959	48.682	23.147	19:05.830
11	3	1:35.789	24.846	47.839	23.104	20:41.619
12	3	1:36.117	24.904	48.064	23.149	22:17.736
13	3	1:36.233	24.947	48.234	23.052	23:53.969
14	3	1:38.765	24.995	50.155	23.615	25:32.734
15	3	1:41.784 B	25.040	48.303	28.441	27:14.518
16	1	3:07.565	1:52.863	51.334	23.368	30:22.083
17	1	1:54.305	41.032	49.924	23.349	32:16.388
18	1	1:38.769	25.873	49.646	23.250	33:55.157
19	1	1:38.507	25.453	49.681	23.373	35:33.664
20	1	1:38.612	25.359	49.865	23.388	37:12.276
21	1	1:38.967	25.495	50.165	23.307	38:51.243
22	1	1:39.949	26.267	50.273	23.409	40:31.192
23	1	1:38.956	25.814	49.785	23.357	42:10.148
24	1	3:16.421 B	41.076	1:35.902	59.443	45:26.569
25	1	3:03.794	1:49.627	50.604	23.563	48:30.363
26	1	1:37.946	25.426	49.198	23.322	50:08.309
27	1	1:39.431	25.214	50.711	23.506	51:47.740
28	1	1:38.146	25.591	49.201	23.354	53:25.886
29	1	1:44.218 B	25.277	49.283	29.658	55:10.104

92		The Bend Manthey		Porsche 911 GT3 R LMGT3		
		1. Yasser SHAHIN	3. Richard LIETZ	LMGT3		
		2. Riccardo PERA				
1	3	2:17.971	58.731	55.023	24.217	2:17.971
2	3	1:42.569	26.578	52.119	23.872	4:00.540
3	3	1:38.187	25.010	49.939	23.238	5:38.727
4	3	1:36.869	25.135	48.494	23.240	7:15.596
5	3	1:36.844	25.265	48.420	23.159	8:52.440
6	3	1:36.640	24.878	48.498	23.264	10:29.080
7	3	1:36.198	24.899	48.106	23.193	12:05.278
8	3	1:36.675	24.882	48.585	23.208	13:41.953
9	3	1:36.779	24.967	48.471	23.341	15:18.732
10	3	1:36.625	25.184	48.230	23.211	16:55.357
11	3	1:36.302	24.949	48.185	23.168	18:31.659
12	3	1:36.831	25.003	48.432	23.396	20:08.490
13	3	1:36.686	24.975	48.448	23.263	21:45.176
14	3	1:37.794	25.509	49.006	23.279	23:22.970
15	3	1:42.131 B	25.129	48.457	28.545	25:05.101
16	1	3:06.507	1:49.919	52.534	24.054	28:11.608
17	1	1:40.391	26.611	50.120	23.660	29:51.999
18	1	1:38.319	25.366	49.493	23.460	31:30.318
19	1	1:40.137	25.687	50.155	24.295	33:10.455
20	1	1:38.487	25.321	49.751	23.415	34:48.942
21	1	1:38.453	25.642	49.408	23.403	36:27.395
22	1	1:37.905	25.266	49.179	23.460	38:05.300
23	1	1:37.887	25.584	49.101	23.202	39:43.187
24	1	1:37.960	25.394	49.313	23.253	41:21.147
25	1	2:13.471	26.888	55.059	51.524	43:34.618
26	1	2:46.895	55.644	1:25.001	26.250	46:21.513
27	1	1:38.174	25.582	49.223	23.369	47:59.687
28	1	1:37.721	25.311	49.151	23.259	49:37.408
29	1	1:44.110 B	25.458	49.241	29.411	51:21.518
30	2	2:31.441	1:18.347	49.811	23.283	53:52.959



FIA WEC
Rolex 6 Hours of Sao Paulo
Free Practice 1

Sector Analysis

■ Lap under Red Flag
 ■ Invalidated Lap
 ■ Personal Best
 ■ Session Best
 ■ B Crossing the pit lane

Lap	D	Time	Sector 1	Sector 2	Sector 3	T. Spd	Elapsed	Lap	D	Time	Sector 1	Sector 2	Sector 3	T. Spd	Elapsed
25	1	1:26.734	22.338	44.430	19.966	257.9	37:31.025								
26	1	1:32.874 B	22.503	44.587	25.784	243.5	39:03.899								
27	3	12:54.421	...	54.264	20.767		51:58.320								
28	3	1:28.944	22.817	46.020	20.107	232.1	53:27.264								
29	3	1:28.764	22.892	45.987	19.885	246.2	54:56.028								
30	3	1:27.415	22.284	45.358	19.773	260.3	56:23.443								
31	3	1:27.376	22.221	45.344	19.811	268.0	57:50.819								
32	3	1:28.082	22.248	45.906	19.928	266.0	59:18.901								
33	3	1:28.116	22.574	45.720	19.822	256.1	1:00:47.017								
34	3	1:27.198	22.272	44.872	20.054	263.5	1:02:14.215								
35	3	1:28.235	22.321	46.085	19.829	260.3	1:03:42.450								
36	3	1:29.317	22.720	45.735	20.862	256.1	1:05:11.767								
37	3	1:27.007	22.259	44.992	19.756	261.6	1:06:38.774								
38	3	1:27.045	22.325	44.685	20.035	259.7	1:08:05.819								
39	3	1:33.526 B	22.379	44.954	26.193	264.1	1:09:39.345								
40	2	3:06.326	2:00.058	46.233	20.035		1:12:45.671								
41	2	1:28.278	22.731	45.412	20.135	255.5	1:14:13.949								
42	2	1:27.408	22.424	45.014	19.970	257.9	1:15:41.357								
43	2	1:27.408	22.503	45.068	19.837	272.0	1:17:08.765								
44	2	1:26.955	22.212	44.940	19.803	256.7	1:18:35.720								
45	2	1:32.472	23.910	48.416	20.146	243.5	1:20:08.192								
46	2	1:27.850	22.441	45.483	19.926	264.1	1:21:36.042								
47	2	1:26.832	22.329	44.614	19.889	268.0	1:23:02.874								
48	2	1:26.910	22.309	44.767	19.834	258.5	1:24:29.784								
49	2	1:28.364	22.589	45.779	19.996	253.7	1:25:58.148								
50	2	1:32.407 B	22.194	44.630	25.583	261.0	1:27:30.555								

