



FIA WORLD ENDURANCE
CHAMPIONSHIP
A PARTNERSHIP  

Driver Performance Review

LMGTE AM

FIA WORLD ENDURANCE CHAMPIONSHIP

General Information

This report is using solely timing data available to the teams via Alkamel without any consideration of factors that would influence the performance such as ambient/track conditions or race strategy (tire wear, fuel saving, etc.)

Raising average and box plot charts of the lap time are presented in the report, as well as a summary table of the computed ranking.

Data has been filtered to only keep lap times which are flying laps; in/out laps and VSC/SC laps have been removed from the purpose of this study.

Entry List

J-N°		LMGTE Am	NAT	T	CARS	MISC	DRIVER 1		DRIVER 2		DRIVER 3		21
16		PROTON COMPETITION	DEU		M	Porsche 911 RSR - 19	Ryan Hardwick (USA)	B	Zacharie Robichon (CAN)	S	Jan Heylen (BEL)	G	
21	WEC	AF CORSE	ITA		M	Ferrari 488 GTE EVO	Simon Mann (GBR)	S	Julien Piguet (FRA)	B	Ulysse de Pauw (BEL)	G	
25	WEC	ORT BY TF	OMN		M	Aston Martin Vantage AMR	Ahmad Al Harthy (OMN)	B	Michael Dinan (USA)	S	Charlie Eastwood (IRL)	G	
33	WEC	CORVETTE RACING	USA		M	Chevrolet Corvette C8.R	Nicky Catsburg (NLD)	P	Ben Keating (USA)	B	Nicolas Varrone (ARG)	S	
54	WEC	AF CORSE	ITA		M	Ferrari 488 GTE EVO	Thomas Flohr (CHE)	B	Francesco Castellacci (ITA)	S	Davide Rigon (ITA)	P	
55		GMB MOTORSPORT	DNK		M	Aston Martin Vantage AMR	Gustav Dahlmann Birch (DNK)	S	Marco Sørensen (DNK)	P	Jens Reno Møller (DNK)	B	
56	WEC	PROJECT 1 - AO	DEU		M	Porsche 911 RSR - 19	PJ Hyett (USA)	B	Gunnar Jeannette (USA)	S	Matteo Cairoli (ITA)	P	
57	WEC	KESSEL RACING	CHE		M	Ferrari 488 GTE EVO	Takeshi Kimura (JPN)	B	Scott Huffaker (USA)	S	Daniel Serra (BRA)	P	
60	WEC	IRON LYNX	ITA		M	Porsche 911 RSR - 19	Claudio Schiavoni (ITA)	B	Matteo Cressoni (ITA)	S	Alessio Picariello (BEL)	G	
66		JMW MOTORSPORT	GBR		M	Ferrari 488 GTE EVO	Thomas Neubauer (FRA)	G	Louis Prette (ITA)	S	Giacomo Petrobelli (ITA)	B	
72		TF SPORT	GBR		M	Aston Martin Vantage AMR	Arnold Robin (FRA)	B	Maxime Robin (FRA)	S	Valentin Hasse-Clot (FRA)	G	
74		KESSEL RACING	CHE		M	Ferrari 488 GTE EVO	Kei Cozzolino (JPN)	G	Yorikatsu Tsujiko (JPN)	B	Naoki Yokomizo (JPN)	S	
77	WEC	DEMPSEY-PROTON RACING	DEU		M	Porsche 911 RSR - 19	Christian Ried (DEU)	B	Mikkel Pedersen (DNK)	S	Julien Andlauer (FRA)	G	
83	WEC	RICHARD MILLE AF CORSE	ITA		M	Ferrari 488 GTE EVO	Luis Perez Companc (ARG)	B	Alessio Rovera (ITA)*	P	Lilou Wadoux (FRA)	S	
85	WEC	IRON DAMES	ITA		M	Porsche 911 RSR - 19	Sarah Bovy (BEL)	B	Michelle Gatting (DNK)	S	Rahel Frey (CHE)	G	
86	WEC	GR RACING	GBR		M	Porsche 911 RSR - 19	Michael Wainwright (GBR)	B	Benjamin Barker (GBR)	G	Riccardo Pera (ITA)	S	
88	WEC	PROTON COMPETITION	DEU		M	Porsche 911 RSR - 19	Harry Tincknell (GBR)	P	Donald Yount (USA)	B	Jonas Ried (DEU)	S	
98	WEC	NORTHWEST AMR	CAN		M	Aston Martin Vantage AMR	Ian James (USA)	B	Daniel Mancinelli (ITA)	S	Alex Riberas (ESP)	G	
100		WALKENHORST MOTORSPORT	DEU		M	Ferrari 488 GTE EVO	Chandler Hull (USA)	S	Andrew Haryanto (IDN)	B	Jeffrey Segal (USA)	G	
777	WEC	D'STATION RACING	JPN		M	Aston Martin Vantage AMR	Satoshi Hoshino (JPN)	B	Casper Stevenson (GBR)	S	Tomonobu Fujii (JPN)	G	
911		PROTON COMPETITION	DEU		M	Porsche 911 RSR - 19	Michael Fassbender (IRL)	B	Martin Rump (EST)	S	Richard Lietz (AUT)	P	

Stint Overview

	0:16	0:33	0:50	1:06	1:23	1:40	1:56	2:13	2:30	2:46	3:03	3:20	3:36	3:53	4:10	4:26	4:43	5:00	5:16	5:33	5:50	6:06	6:23	6:40	6:56	7:13	7:30	7:46	8:03	8:20	8:36	8:53	9:10	9:26	9:43	10:00	10:16	10:33	10:50	11:06	11:23	11:40	11:56
100	Jeffrey Segal B: - B20%: 4:42.811	Jeffrey Segal B: 3:54.723 B20%: 3:54.877	Jeffrey Segal B: 3:55.368 B20%: 3:55.401	Andrew Haryanto B: - B20%: 4:06.442	Andrew Haryanto B: 4:25.637 B20%: 4:26.728	Chandler Hull B: 4:00.902 B20%: 4:00.894	Chandler Hull B: 4:21.282 B20%: 4:21.782	Jeffrey Segal B: 3:59.833 B20%: 4:00.546	Jeffrey Segal B: 3:59.489 B20%: 3:59.415	Chandler Hull B: 3:57.843 B20%: 3:58.765	Chandler Hull B: 3:59.153 B20%: 3:59.994																																
16	Ryan Hardwick B: - B20%: 4:44.415	Ryan Hardwick B: 3:58.707 B20%: 3:59.095	Ryan Hardwick B: 4:01.338 B20%: 4:01.483	Ulyse de Paauw B: 3:54.797 B20%: 3:55.004	Simon Mann B: 3:56.952 B20%: 3:56.952	Charlie Eastwood B: - B20%: -	Charlie Eastwood B: 3:53.841 B20%: 3:53.986	Charlie Eastwood B: 3:52.901 B20%: 3:52.835	Michael Dinan B: - B20%: 4:00.596	Michael Dinan B: 4:17.622 B20%: 4:21.354	Michael Dinan B: 3:58.133 B20%: 3:58.139	Michael Dinan B: 3:56.300 B20%: 3:56.623	Ahmad Al Harthy B: 4:17.805 B20%: 4:19.737	Charlie Eastwood B: 3:55.738 B20%: 3:55.760	Ahmad Al Harthy B: 4:03.539 B20%: 4:10.923	Ahmad Al Harthy B: 4:05.146 B20%: 4:05.146	Charlie Eastwood B: 3:53.708 B20%: 3:53.963	Charlie Eastwood B: 3:54.654 B20%: 3:54.958																									
21	Ben Keating B: - B20%: 4:25.898	Nicky Catsburg B: 3:51.283 B20%: 3:51.880	Ben Keating B: 3:56.020 B20%: 3:58.321	Nicolas Varrone B: 4:17.328 B20%: 5:05.422	Nicolas Varrone B: 3:52.612 B20%: 3:53.049	Nicolas Varrone B: 3:54.207 B20%: 3:54.428	Nicky Catsburg B: 4:12.678 B20%: 4:13.244	Nicky Catsburg B: 3:52.624 B20%: 3:53.755	Ben Keating B: 3:58.549 B20%: 3:59.015	Ben Keating B: 3:56.805 B20%: 3:57.344																																	
25	David Rigo B: 3:52.124 B20%: 3:52.395	David Rigo B: 3:54.371 B20%: 3:54.371	David Rigo B: 3:54.805 B20%: 3:54.936	David Rigo B: - B20%: 6:54.574	Francesco Castellacci B: 5:33.706 B20%: 4:37.801	Francesco Castellacci B: 3:56.642 B20%: 3:57.154	Thomas Flohr B: 4:00.100 B20%: 4:00.342	David Rigo B: 4:15.702 B20%: 4:16.384	Thomas Flohr B: 3:56.259 B20%: 3:56.562	Francesco Castellacci B: 3:56.605 B20%: 3:58.051	Francesco Castellacci B: 3:56.161 B20%: 3:57.084	Thomas Flohr B: 4:00.299 B20%: 4:00.360																															
33	Gustav Birch B: 3:56.189 B20%: 4:34.491	Gustav Birch B: 3:56.833 B20%: 3:56.833	Matteo Cairoli B: 3:51.446 B20%: 3:51.548	Phillip Hyett B: 3:59.531 B20%: 4:09.290	Phillip Hyett B: 4:25.519 B20%: 4:28.748	Gunnar Jeanette B: 3:57.148 B20%: 3:57.415	Gunnar Jeanette B: 3:57.689 B20%: 3:57.689	Matteo Cairoli B: 4:14.271 B20%: 4:15.255	Matteo Cairoli B: 3:55.059 B20%: 3:55.130	Matteo Cairoli B: - B20%: 7:19.053	Matteo Cairoli B: 3:53.652 B20%: 3:54.557	Gunnar Jeanette B: 3:56.678 B20%: 3:56.678	Phillip Hyett B: 4:03.622 B20%: 4:03.767																														
54	Takeshi Kimura B: 3:52.460 B20%: 3:52.976	Daniel Serra B: 3:54.701 B20%: 3:54.701	Takeshi Kimura B: 4:03.043 B20%: 4:03.410	Scott Huffaker B: - B20%: 6:27.999	Takeshi Kimura B: 3:51.590 B20%: 5:01.722	Takeshi Kimura B: 4:02.904 B20%: 4:04.166	Takeshi Kimura B: 4:04.020 B20%: 4:04.191	Scott Huffaker B: 4:17.041 B20%: 4:17.508	Scott Huffaker B: 3:57.846 B20%: 3:57.264	Scott Huffaker B: 4:32.997 B20%: 4:27.584	Daniel Serra B: 3:53.267 B20%: 3:53.679	Daniel Serra B: 3:51.347 B20%: 3:55.217																															
55	Claudio Schiavoni B: 3:51.385 B20%: 3:51.543	Alesio Picatelli B: 3:53.488 B20%: 3:53.488	Claudio Schiavoni B: 4:04.856 B20%: 4:06.338	Thomas Neubauer B: 3:53.086 B20%: 3:53.415	Louis Prette B: 3:56.301 B20%: 3:56.301	Thomas Neubauer B: 3:57.487 B20%: 3:58.250	Thomas Neubauer B: 4:11.008 B20%: 4:16.242	Thomas Neubauer B: 3:56.813 B20%: 3:56.836	Giacomo Petrobelli B: 4:00.406 B20%: 4:00.607	Giacomo Petrobelli B: 4:22.445 B20%: 4:22.704	Louis Prette B: 4:00.060 B20%: 4:00.060																																
56	Valentin Hasse-Clot B: 3:55.043 B20%: 4:43.287	Valentin Hasse-Clot B: 3:55.043 B20%: 3:55.096	Valentin Hasse-Clot B: 3:58.058 B20%: 3:56.428	Arnold Robin B: 3:58.032 B20%: 5:03.016	Arnold Robin B: 3:59.835 B20%: 4:00.154	Yorikatu Fujiki B: 4:11.737 B20%: 4:12.102	Yorikatu Fujiki B: 4:31.490 B20%: 4:31.887	Yorikatu Fujiki B: 4:15.733 B20%: 4:16.128	Julien Andlauer B: 4:19.611 B20%: 4:19.558	Julien Andlauer B: 4:15.733 B20%: 4:15.806	Christian Ried B: 4:35.806 B20%: 4:22.269	Mikael Pedersen B: 3:55.437 B20%: 3:55.878																															
57	Ken Cozzolino B: 3:54.866 B20%: 4:40.734	Ken Cozzolino B: 3:54.866 B20%: 3:55.156	Ken Cozzolino B: 3:56.152 B20%: 3:56.726	Naoki Yokomizo B: 3:56.315 B20%: 7:31.621	Naoki Yokomizo B: 3:56.315 B20%: 5:04.179	Yorikatu Fujiki B: 4:11.737 B20%: 4:12.102	Yorikatu Fujiki B: 4:31.490 B20%: 4:31.887	Julien Andlauer B: 4:15.733 B20%: 4:16.128	Julien Andlauer B: 4:19.611 B20%: 3:55.841	Christian Ried B: 4:35.806 B20%: 4:22.269	Mikael Pedersen B: 3:55.437 B20%: 3:55.878	Ken Cozzolino B: 3:54.844 B20%: 3:54.878	Ken Cozzolino B: 3:57.374 B20%: 3:57.374	Naoki Yokomizo B: 4:03.030 B20%: 4:03.063																													
60	Christian Ried B: 4:00.335 B20%: 4:00.859	Christian Ried B: 4:03.131 B20%: 4:05.183	Mikael Pedersen B: 4:29.914 B20%: 4:29.914	Julien Andlauer B: - B20%: 7:14.417	Christian Ried B: 4:29.885 B20%: 4:31.129	Mikael Pedersen B: 3:56.406 B20%: 3:56.804	Mikael Pedersen B: 3:57.174 B20%: 3:57.184	Julien Andlauer B: 4:15.733 B20%: 4:16.128	Julien Andlauer B: 3:56.621 B20%: 3:55.841	Christian Ried B: 4:35.806 B20%: 4:22.269	Mikael Pedersen B: 3:55.437 B20%: 3:55.878	Christian Ried B: 4:35.806 B20%: 4:04.848	Mikael Pedersen B: 3:55.437 B20%: 3:55.878																														
66	Tomonobu Fujii B: 3:55.126 B20%: 3:55.388	Tomonobu Fujii B: 3:55.126 B20%: 3:55.388	Satoru Hoshino B: 4:02.551 B20%: 4:03.321	Casper Stevenson B: 4:15.287 B20%: 4:40.546	Casper Stevenson B: 4:15.287 B20%: 4:40.546	Casper Stevenson B: 3:56.228 B20%: 3:56.334	Casper Stevenson B: 3:57.215 B20%: 3:57.281	Tomonobu Fujii B: 4:19.861 B20%: 4:20.336	Tomonobu Fujii B: 4:20.265 B20%: 4:20.265	Tomonobu Fujii B: 4:07.565 B20%: 4:07.565	Tomonobu Fujii B: 4:01.843 B20%: 4:04.848	Casper Stevenson B: 3:55.978 B20%: 3:56.269	Casper Stevenson B: 3:55.276 B20%: 3:55.474																														
72	Luis Perez Companc B: 3:52.485 B20%: 3:52.852	Luis Perez Companc B: 3:59.532 B20%: 3:59.889	Luis Perez Companc B: 3:59.532 B20%: 3:59.889	Rabel Frey B: - B20%: 4:41.238	Rabel Frey B: 3:54.873 B20%: 3:55.171	Rabel Frey B: 3:55.480 B20%: 3:55.500	Sarah Boyl B: 4:17.528 B20%: 4:20.879	Sarah Boyl B: 4:29.885 B20%: 4:31.388	Michelle Getting B: 3:56.724 B20%: 3:56.724	Michelle Getting B: 4:18.471 B20%: 4:19.558	Michelle Getting B: 3:58.471 B20%: 3:59.440	Michelle Getting B: 3:58.848 B20%: 4:00.687	Rabel Frey B: 3:57.000 B20%: 3:57.395	Rabel Frey B: 3:57.007 B20%: 3:57.101																													
74	Benjamin Barker B: - B20%: 4:06.283	Benjamin Barker B: 3:52.232 B20%: 3:52.472	Benjamin Barker B: 3:54.068 B20%: 3:55.414	Ricardo Pera B: - B20%: 7:12.226	Ricardo Pera B: 4:31.343 B20%: 4:31.388	Michael Walwright B: 4:01.795 B20%: 4:01.968	Michael Walwright B: 4:00.167 B20%: 4:00.167	Ricardo Pera B: 4:14.772 B20%: 4:14.772	Ricardo Pera B: 4:00.167 B20%: 3:59.468	Benjamin Barker B: 3:52.894 B20%: 3:53.854	Benjamin Barker B: 3:52.379 B20%: 3:52.894	Benjamin Barker B: 4:03.924 B20%: 3:53.535	Benjamin Barker B: 3:53.455 B20%: 3:53.535																														
77	Harry Tincknell B: 3:52.226 B20%: 3:52.398	Harry Tincknell B: 3:52.226 B20%: 3:52.398	Don Yount B: 4:05.673 B20%: 4:06.721	Harry Tincknell B: 4:16.100 B20%: 4:16.354	Harry Tincknell B: 4:16.100 B20%: 4:16.354	Don Yount B: 4:05.971 B20%: 4:07.319	Don Yount B: 4:05.971 B20%: 4:07.319	Jonas Ried B: 4:20.904 B20%: 4:22.386	Jonas Ried B: 4:14.136 B20%: 4:14.772	Jonas Ried B: 4:05.132 B20%: 4:03.679	Jonas Ried B: 4:00.338 B20%: 4:04.704	Harry Tincknell B: 3:52.399 B20%: 3:52.678	Harry Tincknell B: 3:53.826 B20%: 3:53.901																														
777	Luis Perez Companc B: 3:52.485 B20%: 3:52.852	Luis Perez Companc B: 3:59.532 B20%: 3:59.889	Luis Perez Companc B: 3:59.532 B20%: 3:59.889	Rabel Frey B: - B20%: 4:41.238	Rabel Frey B: 3:54.873 B20%: 3:55.171	Rabel Frey B: 3:55.480 B20%: 3:55.500	Sarah Boyl B: 4:17.528 B20%: 4:20.879	Sarah Boyl B: 4:29.885 B20%: 4:31.388	Michelle Getting B: 3:56.724 B20%: 3:56.724	Michelle Getting B: 4:18.471 B20%: 4:19.558	Michelle Getting B: 3:58.471 B20%: 3:59.440	Michelle Getting B: 3:58.848 B20%: 4:00.687	Rabel Frey B: 3:57.000 B20%: 3:57.395	Rabel Frey B: 3:57.007 B20%: 3:57.101																													
83	Benjamin Barker B: - B20%: 4:06.283	Benjamin Barker B: 3:52.232 B20%: 3:52.472	Benjamin Barker B: 3:54.068 B20%: 3:55.414	Ricardo Pera B: - B20%: 7:12.226	Ricardo Pera B: 4:31.343 B20%: 4:31.388	Michael Walwright B: 4:01.795 B20%: 4:01.968	Michael Walwright B: 4:00.167 B20%: 4:00.167	Ricardo Pera B: 4:14.772 B20%: 4:14.772	Ricardo Pera B: 4:00.167 B20%: 3:59.468	Benjamin Barker B: 3:52.894 B20%: 3:53.854	Benjamin Barker B: 3:52.379 B20%: 3:52.894	Benjamin Barker B: 4:03.924 B20%: 3:53.535	Benjamin Barker B: 3:53.455 B20%: 3:53.535																														
85	Richard Lietz B: 3:53.056 B20%: 3:53.270	Richard Lietz B: 3:55.295 B20%: 3:55.551	Richard Lietz B: 3:55.295 B20%: 3:55.551	Martin Rump B: 4:15.265 B20%: 4:18.740	Martin Rump B: 4:15.265 B20%: 4:18.740	Michael Fassbender B: 4:04.528 B20%: 4:04.528	Michael Fassbender B: 4:04.528 B20%: 4:04.528	Richard Lietz B: 4:19.941 B20%: 4:19.941	Richard Lietz B: 3:58.846 B20%: 4:00.091	Richard Lietz B: 3:58.824 B20%: 3:59.388	Martin Rump B: 3:55.240 B20%: 3:55.866	Martin Rump B: 4:03.924 B20%: 4:04.562	Michael Fassbender B: 4:03.924 B20%: 4:04.562																														
86	Richard Lietz B: 3:53.056 B20%: 3:53.270	Richard Lietz B: 3:55.295 B20%: 3:55.551	Richard Lietz B: 3:55.295 B20%: 3:55.551	Martin Rump B: 4:15.265 B20%: 4:18.740	Martin Rump B: 4:15.265 B20%: 4:18.740	Michael Fassbender B: 4:04.528 B20%: 4:04.528	Michael Fassbender B: 4:04.528 B20%: 4:04.528	Richard Lietz B: 4:19.941 B20%: 4:19.941	Richard Lietz B: 3:58.846 B20%: 4:00.091	Richard Lietz B: 3:58.824 B20%: 3:59.388	Martin Rump B: 3:55.240 B20%: 3:55.866	Martin Rump B: 4:03.924 B20%: 4:04.562	Michael Fassbender B: 4:03.924 B20%: 4:04.562																														
88	Richard Lietz B: 3:53.056 B20%: 3:53.270	Richard Lietz B: 3:55.295 B20%: 3:55.551	Richard Lietz B: 3:55.295 B20%: 3:55.551	Martin Rump B: 4:15.265 B20%: 4:18.740	Martin Rump B: 4:15.265 B20%: 4:18.740	Michael Fassbender B: 4:04.528 B20%: 4:04.528	Michael Fassbender B: 4:04.528 B20%: 4:04.528	Richard Lietz B: 4:19.941 B20%: 4:19.941	Richard Lietz B: 3:58.846 B20%: 4:00.091	Richard Lietz B: 3:58.824 B20%: 3:59.388	Martin Rump B: 3:55.240 B20%: 3:55.866	Martin Rump B: 4:03.924 B20%: 4:04.562	Michael Fassbender B: 4:03.924 B20%: 4:04.562																														
911	Richard Lietz B: 3:53.056 B20%: 3:53.270	Richard Lietz B: 3:55.295 B20%: 3:55.551	Richard Lietz B: 3:55.295 B20%: 3:55.551	Martin Rump B: 4:15.265 B20%: 4:18.740	Martin Rump B: 4:15.265 B20%: 4:18.740	Michael Fassbender B: 4:04.528 B20%: 4:04.528	Michael Fassbender B: 4:04.528 B20%: 4:04.528	Richard Lietz B: 4:19.941 B20%: 4:19.941	Richard Lietz B: 3:58.846 B20%: 4:00.091	Richard Lietz B: 3:58.824 B20%: 3:59.388	Martin Rump B: 3:55.240 B20%: 3:55.866	Martin Rump B: 4:03.924 B20%: 4:04.562	Michael Fassbender B: 4:03.924 B20%: 4:04.562																														
98	Richard Lietz B: 3:53.056 B20%: 3:53.270	Richard Lietz B: 3:55.295 B20%: 3:55.551	Richard Lietz B: 3:55.295 B20%: 3:55.551	Martin Rump B: 4:15.265 B20%: 4:18.740	Martin Rump B: 4:15.265 B20%: 4:18.740	Michael Fassbender B: 4:04.528 B20%: 4:04.528	Michael Fassbender B: 4:04.528 B20%: 4:04.528	Richard Lietz B: 4:19.941 B20%: 4:19.941	Richard Lietz B: 3:58.846 B20%: 4:00.091	Richard Lietz B: 3:58.824 B20%: 3:59.388	Martin Rump B: 3:55.240 B20%: 3:55.866	Martin Rump B: 4:03.924 B20%: 4:04.562	Michael Fassbender B: 4:03.924 B20%: 4:04.562																														

B : Best lap time

B20% : Best 20 % average lap time

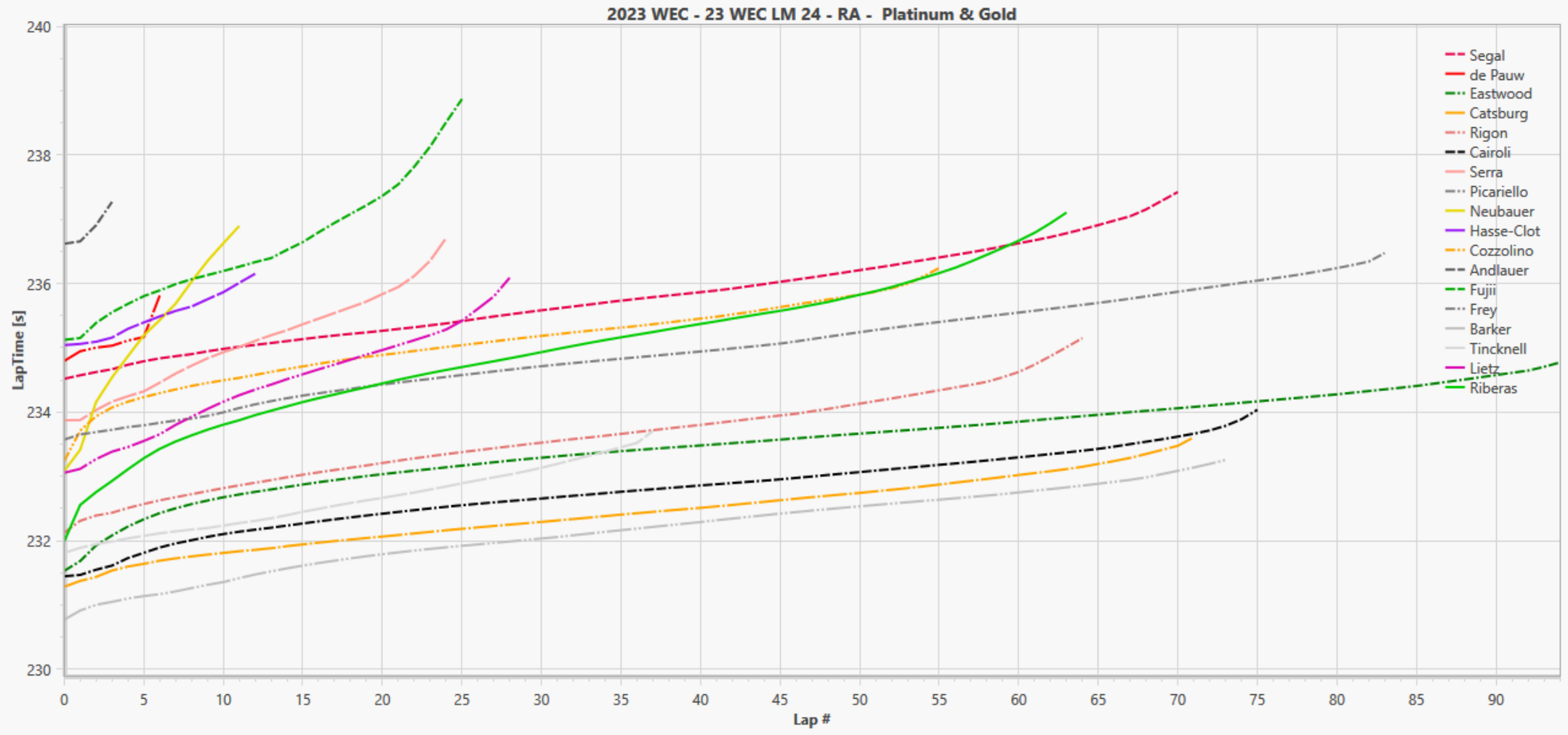
Stint Overview

	12:13	12:30	12:46	13:03	13:20	13:36	13:53	14:10	14:26	14:43	15:00	15:16	15:33	15:50	16:06	16:23	16:40	16:56	17:13	17:30	17:46	18:03	18:20	18:36	18:53	19:10	19:26	19:43	20:00	20:16	20:33	20:50	21:06	21:23	21:40	21:56	22:13	22:30	22:46	23:03	23:20	23:36	23:53				
100	Jeffrey Segal B: 3:56.552 B20%: 3:56.603	Jeffrey Segal B: 3:55.530 B20%: 3:56.123	Andrew Haryanto B: 4:00.275 B20%: 4:01.435	Andrew Haryanto B: 3:59.326 B20%: 4:00.011	Chandler Hull B: 3:58.675 B20%: 3:59.040	Andrew Haryanto B: 4:01.141 B20%: 4:01.282	Andrew Haryanto B: 4:02.465 B20%: 4:02.844	Jeffrey Segal B: 3:55.333 B20%: 3:55.844	Jeffrey Segal B: 3:55.012 B20%: 3:55.241	Chandler Hull B: 3:58.077 B20%: 3:58.409	Jeffrey Segal B: 3:54.519 B20%: 3:54.751	Chandler Hull B: 3:59.172 B20%: 3:59.264																																			
16																																															
21																																															
25	Michael Dinan B: 3:55.789 B20%: 3:56.175	Michael Dinan B: 3:56.032 B20%: 3:56.478	Ahmad Al Harthy B: 3:57.756 B20%: 3:59.921	Ahmad Al Harthy B: 3:54.666 B20%: 3:55.259	Charlie Eastwood B: 3:52.414 B20%: 3:52.716	Charlie Eastwood B: 3:53.490 B20%: 3:53.786	Charlie Eastwood B: 3:51.530 B20%: 3:52.157	Michael Dinan B: 3:55.267 B20%: 3:56.043	Ahmad Al Harthy B: 3:55.010 B20%: 3:55.101	Charlie Eastwood B: 3:53.000 B20%: 3:53.049	Charlie Eastwood B: 3:52.773 B20%: 3:53.038	Charlie Eastwood B: 3:53.955 B20%: 3:54.224																																			
33	Ben Keating B: 3:57.746 B20%: 3:58.127	Nicolas Varrone B: 3:52.090 B20%: 3:52.542	Nicolas Varrone B: 3:52.937 B20%: 3:53.715	Nicky Catsburg B: 3:51.844 B20%: 3:51.981	Nicky Catsburg B: 3:53.027 B20%: 3:53.095	Ben Keating B: 3:54.305 B20%: 3:54.555	Ben Keating B: 3:55.223 B20%: 3:55.488	Nicolas Varrone B: 3:50.439 B20%: 3:50.894	Nicolas Varrone B: 3:52.757 B20%: 3:53.200	Nicky Catsburg B: 3:51.464 B20%: 3:51.620	Nicky Catsburg B: 3:51.980 B20%: 3:52.241	Nicky Catsburg B: 3:52.927 B20%: 3:53.108																																			
54	Davide Rigon B: 3:54.143 B20%: 3:54.648	Thomas Flohr B: 3:59.981 B20%: 4:00.563	Davide Rigon B: 3:54.275 B20%: 3:54.507	Thomas Flohr B: 3:58.579 B20%: 3:58.678	Francesco Castellacci B: 3:54.660 B20%: 3:54.880	Francesco Castellacci B: 3:54.951 B20%: 3:55.229	Thomas Flohr B: 3:59.092 B20%: 3:59.362	Davide Rigon B: 3:53.335 B20%: 3:53.549	Thomas Flohr B: 3:59.002 B20%: 4:00.102	Davide Rigon B: 3:52.556 B20%: 3:52.880	Davide Rigon B: 3:53.631 B20%: 3:53.697	Davide Rigon B: 3:54.447 B20%: 3:54.497																																			
55																																															
56	Phillip Hyett B: 3:59.716 B20%: 4:00.534	Gunnar Jeannette B: 3:55.476 B20%: 3:55.807	Gunnar Jeannette B: 3:55.170 B20%: 3:55.578	Matteo Cairoli B: 3:52.223 B20%: 3:52.402	Matteo Cairoli B: 3:53.025 B20%: 3:53.146	Phillip Hyett B: 3:58.838 B20%: 3:59.177	Phillip Hyett B: 3:58.257 B20%: 3:58.370	Gunnar Jeannette B: 3:54.771 B20%: 3:54.996	Gunnar Jeannette B: 3:57.047 B20%: 3:57.047	Matteo Cairoli B: 3:52.195 B20%: 3:52.332	Matteo Cairoli B: 3:53.133 B20%: 3:53.162	Matteo Cairoli B: 3:54.419 B20%: 3:54.520	Matteo Cairoli B: 3:52.556 B20%: 3:52.956																																		
57	Scott Huffaker B: 3:54.945 B20%: 3:54.994	Scott Huffaker B: 3:55.149 B20%: 3:55.456	Daniel Serra B: 3:55.617 B20%: 3:55.988	Takeshi Kimura B: 4:01.468 B20%: 4:01.837	Takeshi Kimura B: 4:01.323 B20%: 4:01.323	Takeshi Kimura B: 4:00.884 B20%: 4:00.888	Scott Huffaker B: 3:54.095 B20%: 3:54.376	Scott Huffaker B: 3:54.487 B20%: 3:54.772	Daniel Serra B: 3:53.874 B20%: 3:53.877																																						
60																																															
66																																															
72																																															
74	Naoki Yokomizo B: 4:01.821 B20%: 4:03.226	Kei Cozzolino B: 3:54.196 B20%: 3:54.772	Kei Cozzolino B: 3:53.240 B20%: 3:53.969	Yorikatsu Iujiko B: 4:08.144 B20%: 4:08.554	Yorikatsu Iujiko B: 4:07.677 B20%: 4:08.076	Naoki Yokomizo B: 3:59.641 B20%: 3:59.956	Naoki Yokomizo B: 3:58.948 B20%: 3:59.187	Kei Cozzolino B: 3:54.383 B20%: 3:54.521	Kei Cozzolino B: 3:55.291 B20%: 3:55.536	Naoki Yokomizo B: 4:03.140 B20%: 4:03.845	Yorikatsu Iujiko B: 4:13.405 B20%: 4:13.538	Yorikatsu Iujiko B: 4:13.664 B20%: 4:13.697																																			
77																																															
777	Casper Stevenson B: 3:55.148 B20%: 3:54.995	Tomonobu Fujii B: 3:56.052 B20%: 3:56.128																																													
83																																															
85	Sarah Boyl B: 3:56.001 B20%: 3:56.175	Sarah Boyl B: 3:55.828 B20%: 3:56.287	Michelle Gatting B: 4:00.113 B20%: 4:12.891	Michelle Gatting B: 3:54.972 B20%: 3:55.157	Rahel Frey B: 3:54.551 B20%: 3:54.908	Rahel Frey B: 3:53.573 B20%: 3:53.690	Rahel Frey B: 3:53.935 B20%: 3:54.786	Sarah Boyl B: 3:55.394 B20%: 3:55.782	Sarah Boyl B: 3:54.762 B20%: 3:54.921	Michelle Gatting B: 3:55.362 B20%: 3:55.407	Rahel Frey B: 3:54.820 B20%: 3:54.898	Rahel Frey B: 3:54.175 B20%: 3:54.175																																			
86	Michael Wainwright B: 4:01.971 B20%: 4:02.476	Riccardo Pera B: 3:52.815 B20%: 3:53.169	Riccardo Pera B: 3:51.659 B20%: 3:52.642	Michael Wainwright B: 4:00.868 B20%: 4:01.070	Michael Wainwright B: 3:58.551 B20%: 3:59.447	Benjamin Barker B: 3:52.265 B20%: 3:52.364	Benjamin Barker B: 3:52.461 B20%: 3:52.838	Riccardo Pera B: 3:51.834 B20%: 3:52.209	Michael Wainwright B: 4:03.874 B20%: 4:03.874	Benjamin Barker B: 3:50.771 B20%: 3:51.197	Benjamin Barker B: 3:51.225 B20%: 3:51.225	Riccardo Pera B: 3:51.933 B20%: 3:51.933	Riccardo Pera B: 3:54.064 B20%: 3:54.064																																		
88	V. Tackwell B: 3:51.811 B20%: 3:51.946	Jonas Ried B: 3:57.196 B20%: 3:58.158	Jonas Ried B: 3:57.020 B20%: 3:57.020																																												
911	Michael Fassbender B: 4:03.869 B20%: 4:04.391	Richard Lietz B: 3:54.929 B20%: 3:55.256	Richard Lietz B: 3:57.180 B20%: 4:22.818	Martin Rump B: 3:53.572 B20%: 3:53.707	Martin Rump B: 4:04.008 B20%: 3:54.164	Michael Fassbender B: 3:58.551 B20%: 4:05.121	Michael Fassbender B: 4:03.761 B20%: 4:04.813	Michael Fassbender B: 3:59.627 B20%: 3:59.860																																							
98	Alex Riberas B: 3:55.231 B20%: 3:55.596	Alex Riberas B: 3:55.231 B20%: 3:55.596	Daniel Mancinelli B: 3:57.180 B20%: 3:57.228	Daniel Mancinelli B: 3:54.660 B20%: 3:54.906	Ian James B: 3:55.974 B20%: 3:56.182	Ian James B: 3:57.303 B20%: 3:58.405	Alex Riberas B: 3:53.449 B20%: 3:53.977	Alex Riberas B: 3:53.838 B20%: 3:54.955	Daniel Mancinelli B: 3:53.344 B20%: 3:53.394	Daniel Mancinelli B: 3:51.178 B20%: 3:54.558	Alex Riberas B: 3:51.992 B20%: 3:52.756	Alex Riberas B: 3:58.672 B20%: 3:58.672																																			

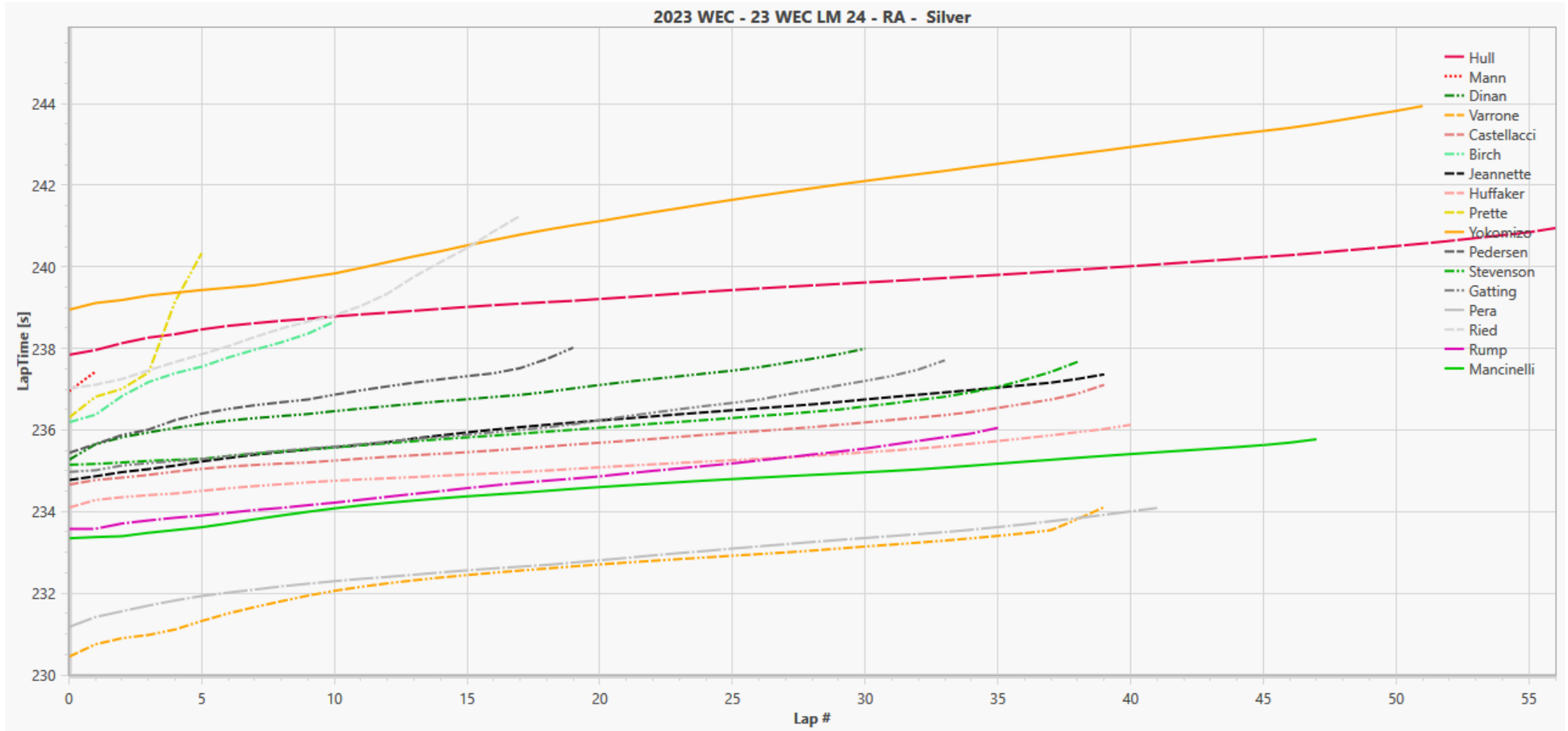
B : Best lap time

B20% : Best 20 % average lap time

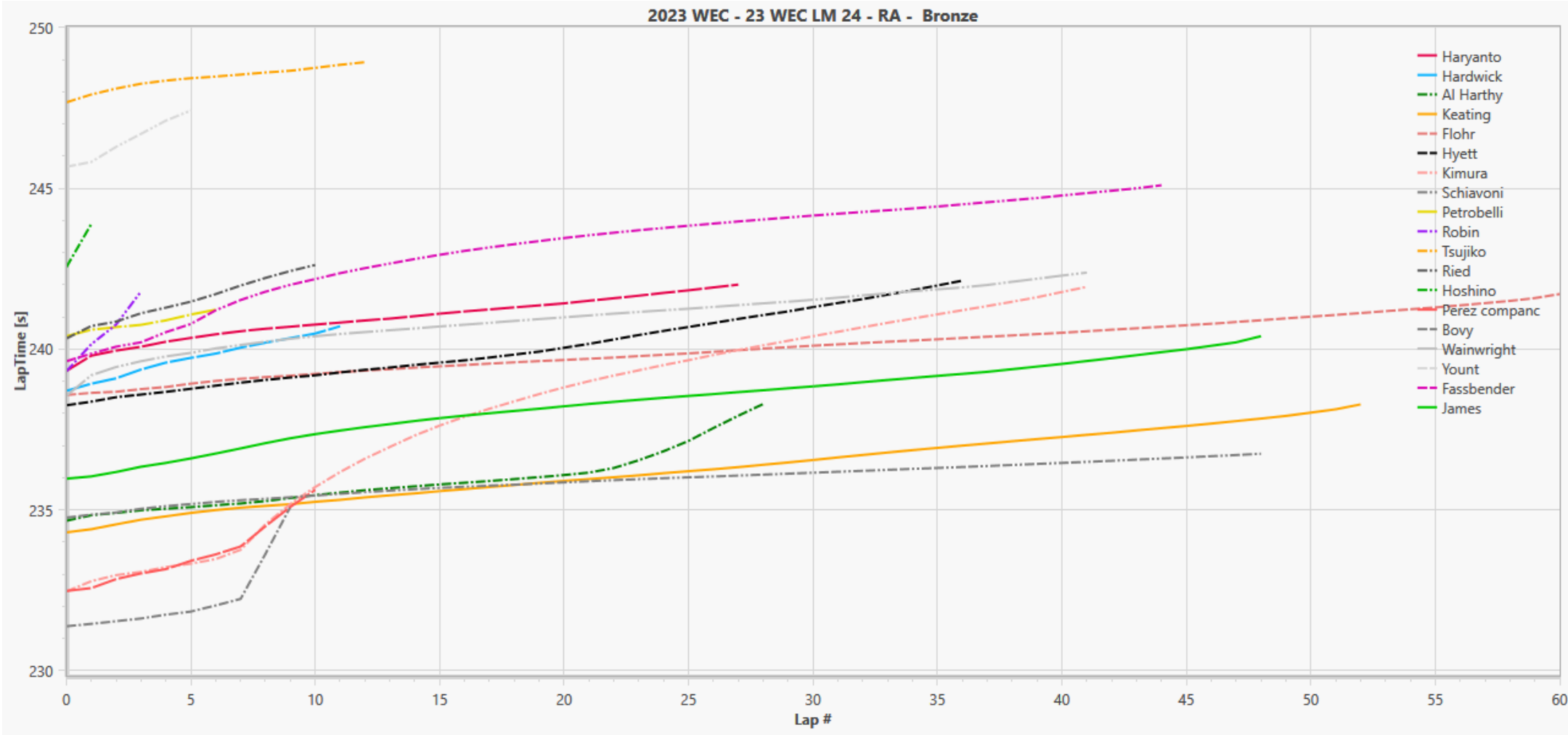
RAISING AVERAGE Per Categories | Platinum & Gold



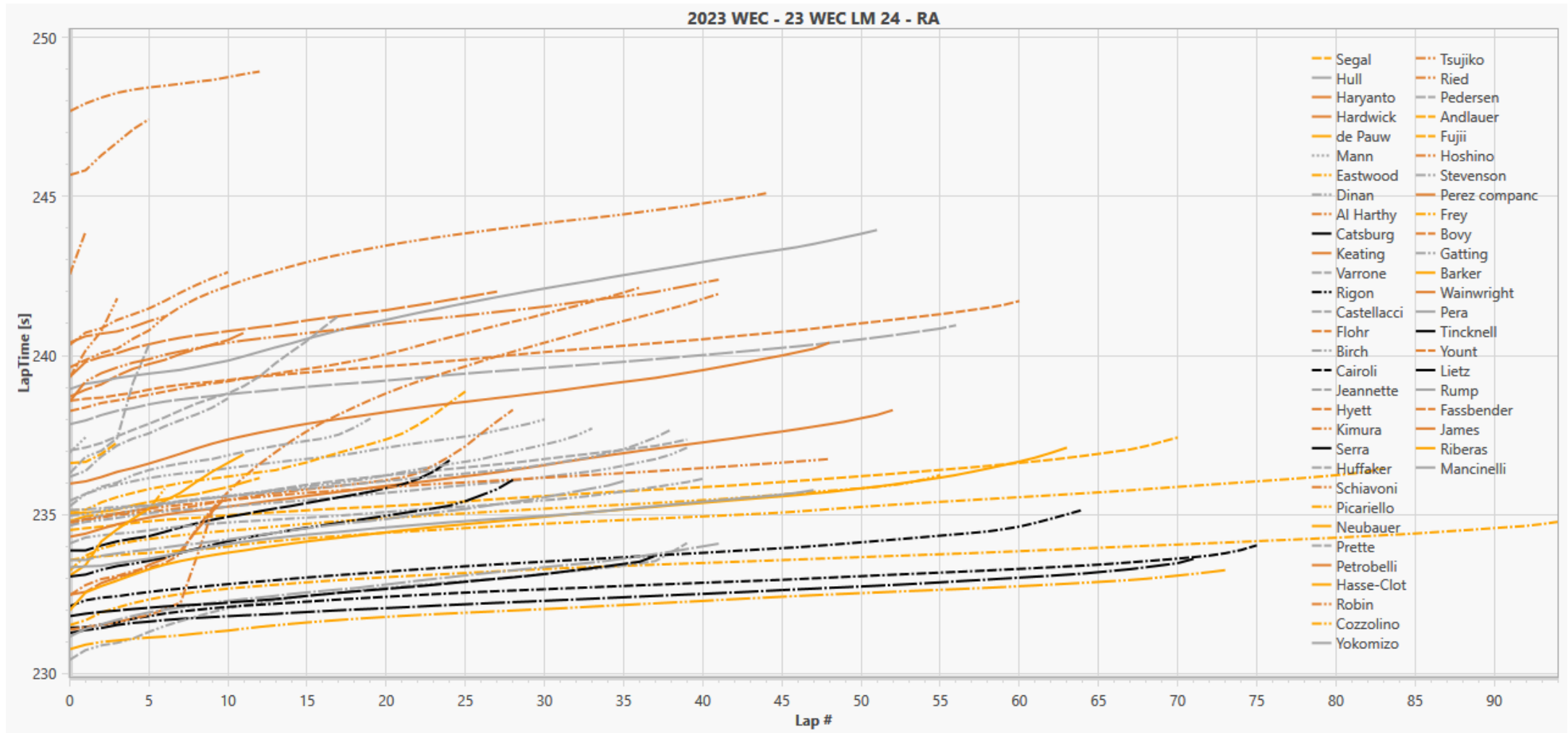
RAISING AVERAGE Per Categories | Silver



RAISING AVERAGE Per Categories | Bronze

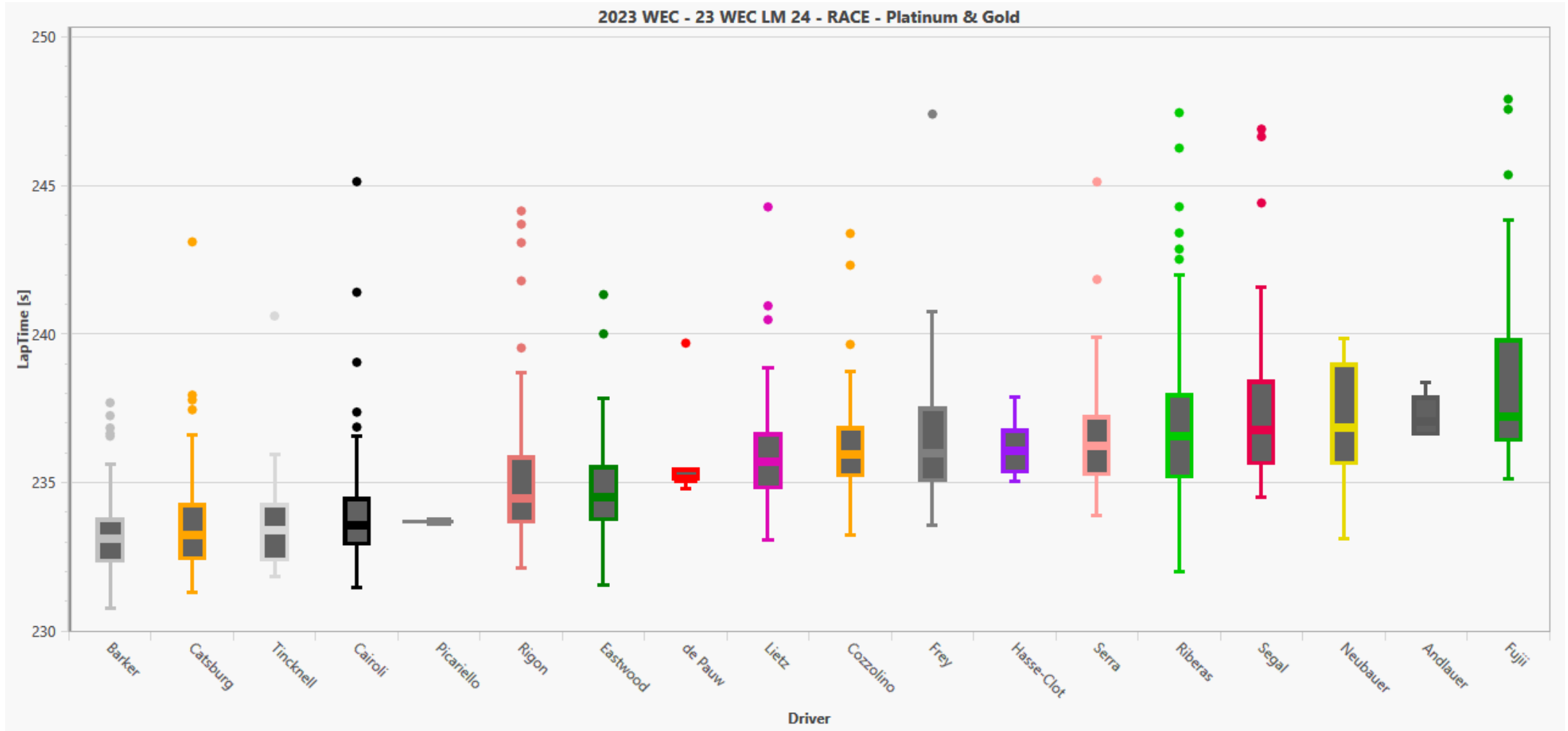


RAISING AVERAGE ALL | All Categories



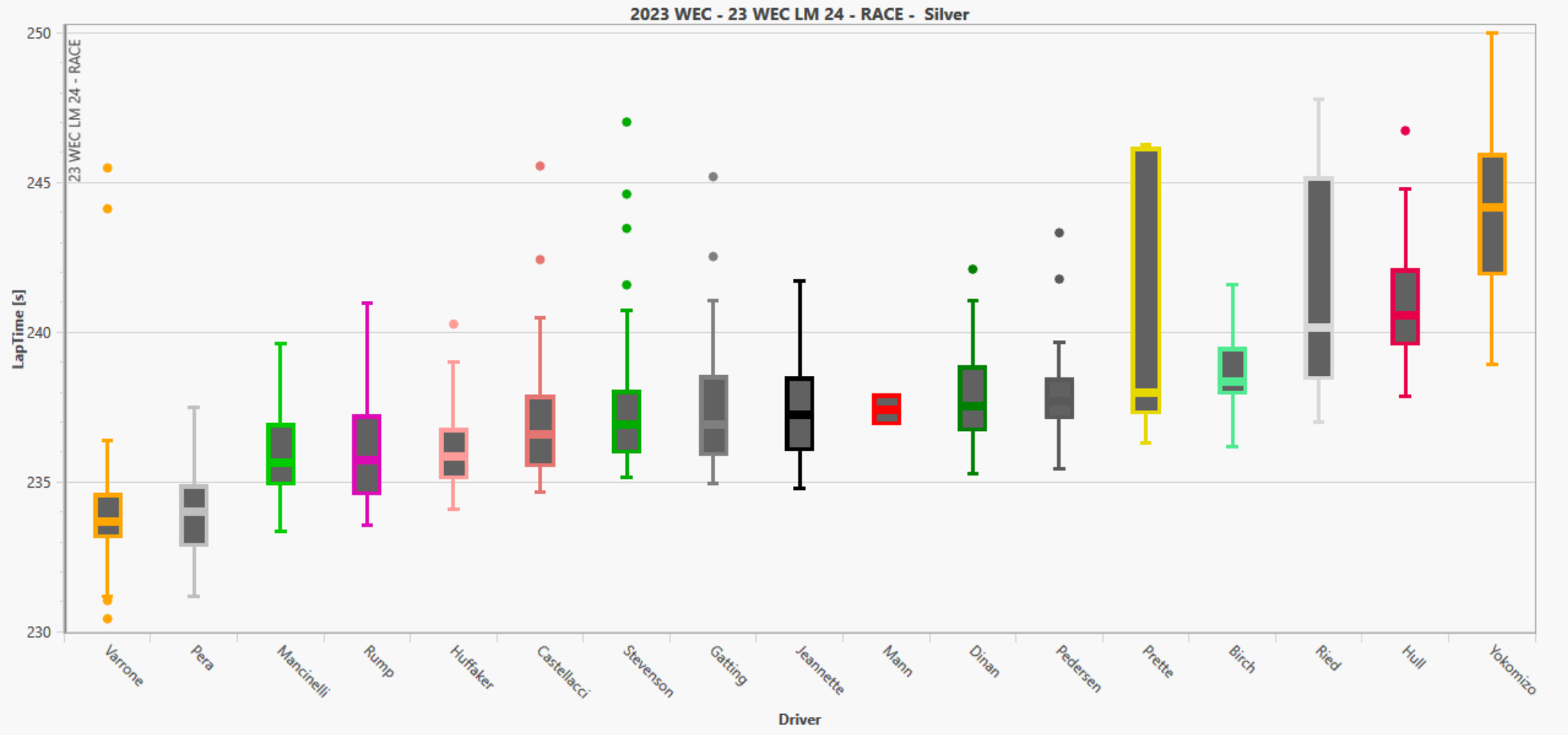
This view is for an overview of driver categories

BoxPlot Per Categories | Platinum & Gold



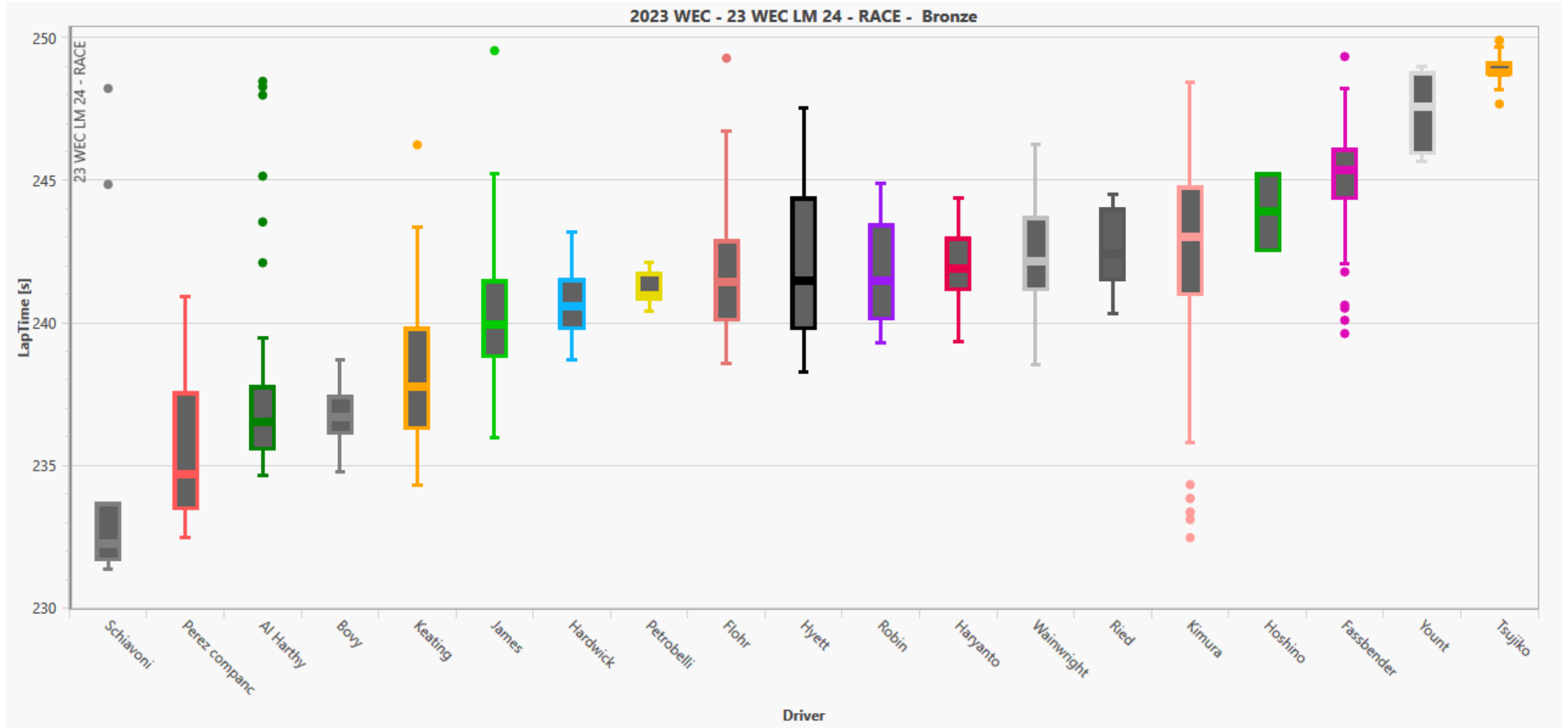
Ordering is done by average lap time

BoxPlot Per Categories | Silver



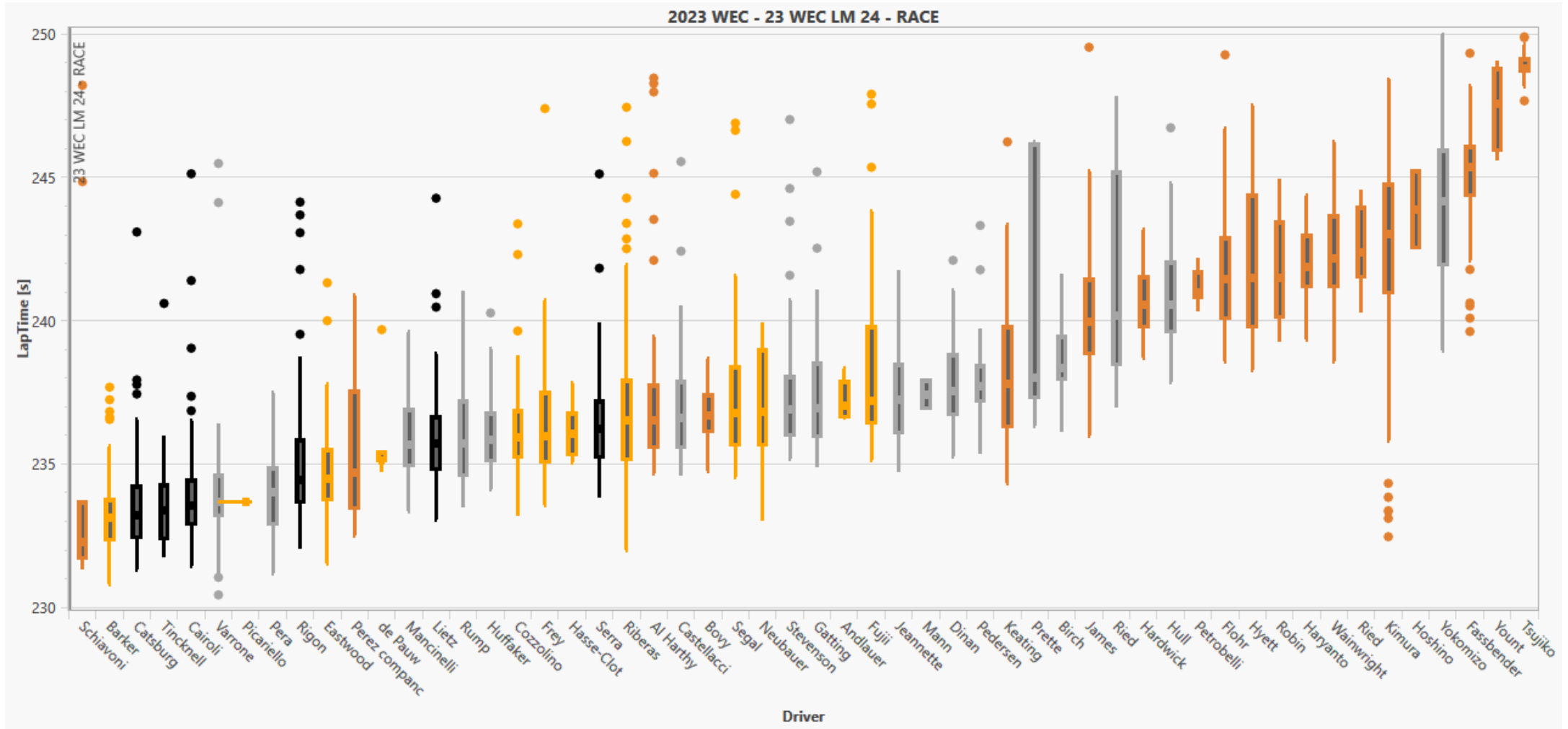
Ordering is done by average lap time

BoxPlot Per Categories | Bronze



Ordering is done by average lap time

BoxPlot All | All Categories



Ordering is done by average lap time

This view is for an overview of driver categories

Ranking

Driver	Team	Car	Driver Category	NLaps Considered	Ranking Per Category
86 - Benjamin Barker	GR RACING	911 RSR - 19	Gold	59	1
33 - Nicky Catsburg	CORVETTE RACING	C8.R	Platinum	41	1
56 - Matteo Cairoli	PROJECT 1 - AO	911 RSR - 19	Platinum	45	2
88 - Harry Tincknell	PROTON COMPETITION	911 RSR - 19	Platinum	30	3
33 - Nicolas Varrone	CORVETTE RACING	C8.R	Silver	31	1
50 - Alessio Picariello	IRON LYNX	911 RSR - 19	Gold	8	
25 - Charlie Eastwood	ORT BY TF	Vantage AMR	Gold	59	2
54 - Davide Rigon	AF CORSE	488 GTE EVO	Platinum	32	4
86 - Riccardo Pera	GR RACING	911 RSR - 19	Silver	19	2
57 - Daniel Serra	KESSEL RACING	488 GTE EVO	Platinum	24	5
98 - Daniel Mancinelli	NORTHWEST AMR	Vantage AMR	Silver	39	3
83 - Alessio Rovera	RICHARD MILLE AF CORSE	488 GTE EVO	Platinum	7	
911 - Richard Lietz	PROTON COMPETITION	911 RSR - 19	Platinum	21	6
911 - Martin Rump	PROTON COMPETITION	911 RSR - 19	Silver	28	4
74 - Kei Cozzolino	KESSEL RACING	488 GTE EVO	Gold	44	3
57 - Scott Huffaker	KESSEL RACING	488 GTE EVO	Silver	33	5
85 - Rahel Frey	IRON DAMES	911 RSR - 19	Gold	49	4
98 - Alex Riberas	NORTHWEST AMR	Vantage AMR	Gold	32	5
54 - Francesco Castellacci	AF CORSE	488 GTE EVO	Silver	31	6
100 - Jeffrey Segal	WALKENHORST MOTORSPORT	488 GTE EVO	Gold	45	6
25 - Ahmad Al Harthy	ORT BY TF	Vantage AMR	Bronze	19	1
85 - Sarah Bovy	IRON DAMES	911 RSR - 19	Bronze	40	2
777 - Casper Stevenson	D STATION RACING	Vantage AMR	Silver	29	7
72 - Valentin Hasse-Clot	TF SPORT	Vantage AMR	Gold	11	7
85 - Michelle Gattling	IRON DAMES	911 RSR - 19	Silver	26	8
56 - Gunnar Jeannette	PROJECT 1 - AO	911 RSR - 19	Silver	32	9
33 - Ben Keating	CORVETTE RACING	C8.R	Bronze	38	3
21 - Simon Mann	AF CORSE	488 GTE EVO	Silver	8	
777 - Tomonobu Fujii	D STATION RACING	Vantage AMR	Gold	18	8
25 - Michael Dinan	ORT BY TF	Vantage AMR	Silver	25	10
77 - Mikkel Pedersen	DEMPSEY-PROTON RACING	911 RSR - 19	Silver	16	11
56 - Louis Prette	JMW MOTORSPORT	488 GTE EVO	Silver	8	
98 - Ian James	NORTHWEST AMR	Vantage AMR	Bronze	33	4
77 - Julien Andlauer	DEMPSEY-PROTON RACING	911 RSR - 19	Gold	4	
100 - Chandler Hull	WALKENHORST MOTORSPORT	488 GTE EVO	Silver	32	12
88 - Jonas Ried	PROTON COMPETITION	911 RSR - 19	Silver	11	13
55 - Gustav Birch	GMB MOTORSPORT	Vantage AMR	Silver	9	
56 - Thomas Neubauer	JMW MOTORSPORT	488 GTE EVO	Gold	6	
54 - Thomas Flohr	AF CORSE	488 GTE EVO	Bronze	48	5
56 - Phillip Hyett	PROJECT 1 - AO	911 RSR - 19	Bronze	26	6
86 - Michael Wainwright	GR RACING	911 RSR - 19	Bronze	31	7
16 - Ryan Hardwick	PROTON COMPETITION	911 RSR - 19	Bronze	10	
100 - Andrew Haryanto	WALKENHORST MOTORSPORT	488 GTE EVO	Bronze	23	8
74 - Naoki Yokomizo	KESSEL RACING	488 GTE EVO	Silver	31	14
66 - Giacomo Petrobelli	JMW MOTORSPORT	488 GTE EVO	Bronze	6	
57 - Takeshi Kimura	KESSEL RACING	488 GTE EVO	Bronze	26	9
83 - Luis Perez Companc	RICHARD MILLE AF CORSE	488 GTE EVO	Bronze	3	
77 - Christian Ried	DEMPSEY-PROTON RACING	911 RSR - 19	Bronze	9	
911 - Michael Fassbender	PROTON COMPETITION	911 RSR - 19	Bronze	29	10
72 - Arnold Robin	TF SPORT	Vantage AMR	Bronze	4	
74 - Yorikatsu Tsujiko	KESSEL RACING	488 GTE EVO	Bronze	22	11
88 - Don Yount	PROTON COMPETITION	911 RSR - 19	Bronze	7	
777 - Satoshi Hoshino	D STATION RACING	Vantage AMR	Bronze	2	
60 - Claudio Schiavoni	IRON LYNX	911 RSR - 19	Bronze	2	

Ranking is considering driver performance and consistency.

Driver with less than 11 laps are not taken into account