



APPENDIX H – Article 2.5

Yellow flag signal

- YF signals mean danger, drivers must reduce the speed & be in full control of their vehicles. Overtaking is forbidden until you pass the green flag signal.
- When double YF are shown, drivers must reduce speed and be prepared to change direction or stop. Double YF may also mean that marshals are exposed.
- It is the onus of each driver to prove that he/she slowed down. YF must be respected until the car physically passes the Green Flag.
- Any YF waved at MP25 will be always pre-signalled at MP24.

Blue flag signal

- Blue Flags, if a driver has more than 1 timing sector with the indication of blue flag in the marshalling display, that driver may be reported to the stewards.

APPENDIX L – Chapter IV

Track limits

- Cameras at MP3, MP6 and MP33. Judges of fact have been appointed for other turns.
- Cutting the chicanes at MP3 and MP35 will be counted as track limits.
- Cutting inside MP3 on an out lap will entail a direct report to the Stewards.
- Track limit at MP35 (Cutting the chicane) will entail in the deletion of the current and next lap.
- Track limits are counted by driver by session. The race is considered as one session.
- During a session: 4th offence: warning flag
 - 5th offence: under investigation.
- During the race:
 - 11th offence: warning flag.
 - 12th offence: under investigation.

Pit lane

- Red/Green light at pit exit must be respected.
- Pit entry road white line on LHS is to be respected from the end of the dotted line to the pit entry loop.
- Pit exit road white line on the LHS must be respected.
- Any car driving unnecessarily slow in the fast lane and impeding another car will be reported to the Stewards.
- Unless instructed otherwise by RC, cars will access the working lane 5 min before the start of the session; cars will access the fast lane 3 min before the start of the session (including PIT OPEN for reconnaissance laps).

SPECIFIC INFORMATIONS

Race control access: 1st floor – Module Sportif

Race Director office: 2nd floor – Module Sportif

Red flag line: MICHELIN TOTEM

Red flag access gate: in front of Garages A&B

Pole position: LHS

Pit entry closed repeaters: in front of cars #94 - #95 - #50

Scrutineering: after the last garages – below the Welcome Center

Parc Fermé after the race: LE MANS logo

Top-4 Meeting: Friday 12:30– Briefing room 305

GENERAL SAFETY & PROCEDURES

Full Course Yellow & Slow Zones

- At the start of the FCY procedure, there will be a 5 seconds tolerance after the zero countdown for cars to drop to 80km/h.
- If you are in a Slow Zone when the SZ is deployed, there will be a 5 seconds tolerance after the zero countdown for cars to drop to 80km/h.

Driving standards

- Respect between all drivers and categories.
- It is up to the fastest car to find a way to overtake in a safe way.

Incident procedures

- When driving through gravel bed/run off area and rejoining the race, the car should stay out of the racing line and ensure gravel falls from the car off track.
- If at any moment a car encounters a problem, this car should leave the race line immediately.
- If the car cannot continue, the car must be left in neutral with steering wheel in position. If in conditions, the driver must help in the recovery operations.
- In case of accident, the driver must signal to the marshal that he/she is OK (thumbs up).
- Cars recovered during sessions until Hyperpole 2 will be delivered at Scrutineering.
- In Hypercar, it is up to the Competitor to ensure the car is electrically safe and to communicate the status to RC via Discord E-Safety Room.



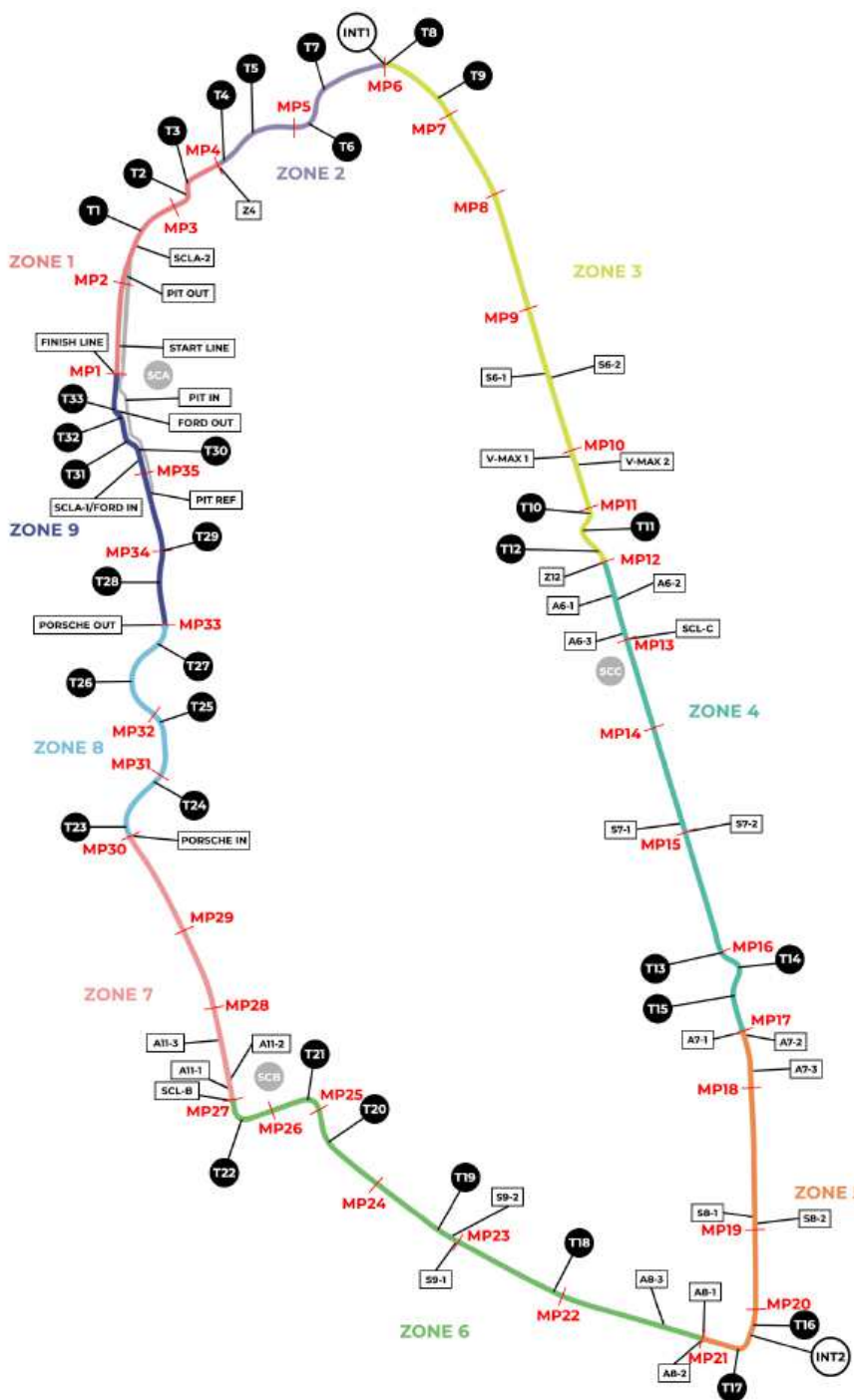
Center line	13.625,7 m
Int 1 at	1.899,1 m
Int 2 at	7.670,63 m
Start line offset	144,1 m
Pit in to pit out	533,5 m
Lap by the pits	13.608 m

Modifications to the circuit

- LED lights 1st chicane MP11.
- LED lights Porsche Curves entry MP30.
- New asphalt between MP25 and MP33.
- Area 51.

Safety car procedures

- The 3 Safety Cars will enter the track:
 - SCA at MP35
 - SCB at MP27
 - SCC at MP13
- If the SC has to bring the field by the pit lane, it will be informed via the Timing Monitors. In this case, any car must follow the SC in the pit lane. At pit exit, the SC will pass on the RHS of the RFID as well as the cars following the SC.



INTERNATIONAL SPORTING CODE

International Sporting Code: 22/01/2025

General prescriptions: 23/12/2019

Appendix H: 23/12/2024

Appendix L: 26/02/2025

24H OF LE MANS SUPPLEMENTARY REGULATIONS

Supplementary regulations: 28/04/2025

Committee decisions: #D32

Timetable: V4



DRIVERS & TEAM MANAGERS BRIEFING – RACE WEEK

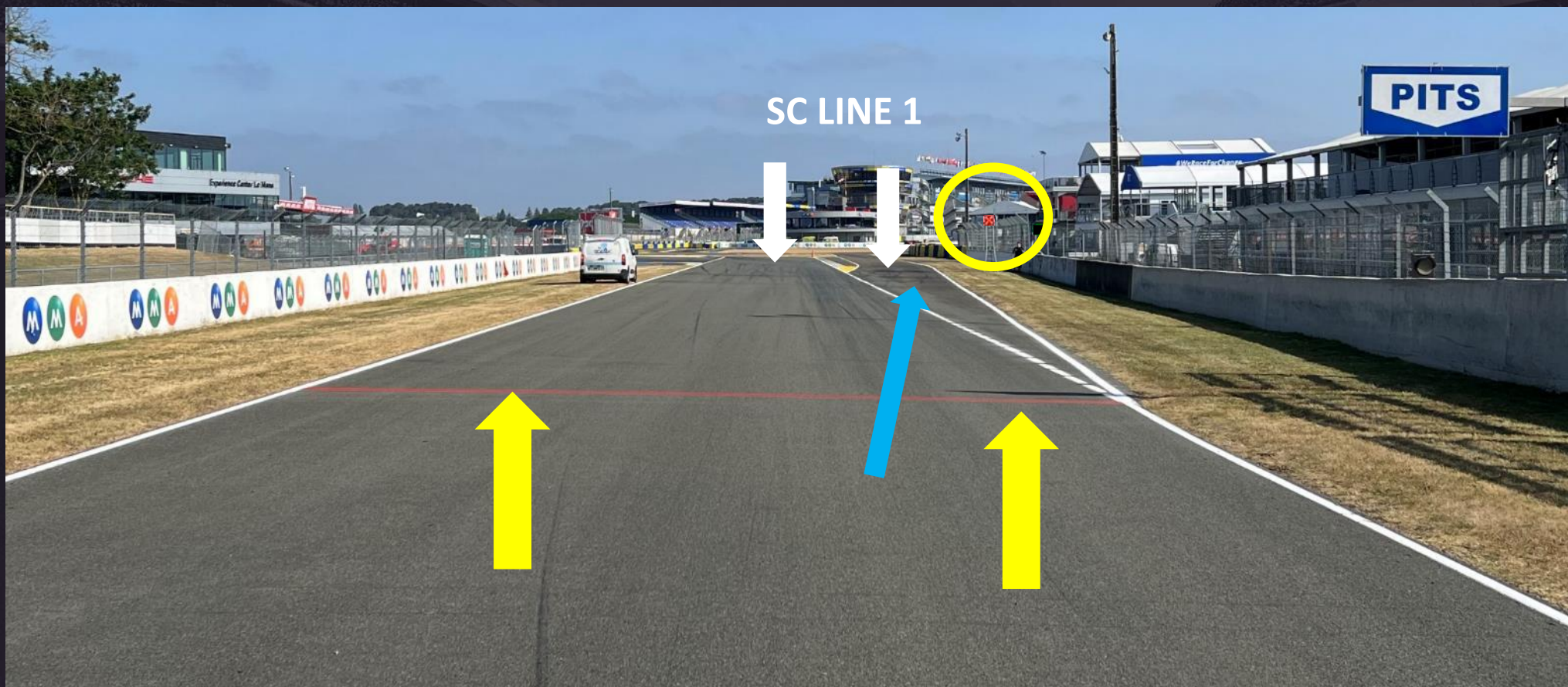
Tuesday June 10th 2025

24h
LE MANS®

PART 1 – TRACK & PIT LANE

PIT ENTRY ROAD


THE DOTTED LINE ON THE RHS MUST BE RESPECTED AS TRACK LIMITS BY CARS STAYING ON TRACK.
A CAR WILL BE CONSIDERED AS COMMITTED TO THE PIT LANE IF THE CAR HAD CROSSED THE TRANSVERSAL RED LINE BEFORE
THE PIT ENTRY CLOSED SIGNAL IS ACTIVATED.



SAFETY CAR LINE 1



PIT ENTRY LOOP – 60km/h PIT LANE SPEED




SCRUTINEERING AT PIT ENTRY


A TRAFIC LIGHT OR A FLAG WILL INDICATE DRIVERS THEY HAVE TO STOP AT THE TENT ON THE RHS UNDER THE PODIUM



PIT LANE AREAS




RFID AT PIT EXIT



PIT EXIT LOOP - END OF THE 60km/h SPEED LIMIT

WHEN RED AT PIT EXIT - PLEASE STOP BEFORE RED LINE




START & END OF THE WORKING LIMITS



PIT EXIT ROAD


THE DOTTED LINE ON THE RHS MUST BE RESPECTED AS TRACK LIMITS BY CARS STAYING ON TRACK.



SAFETY CAR LINE 2

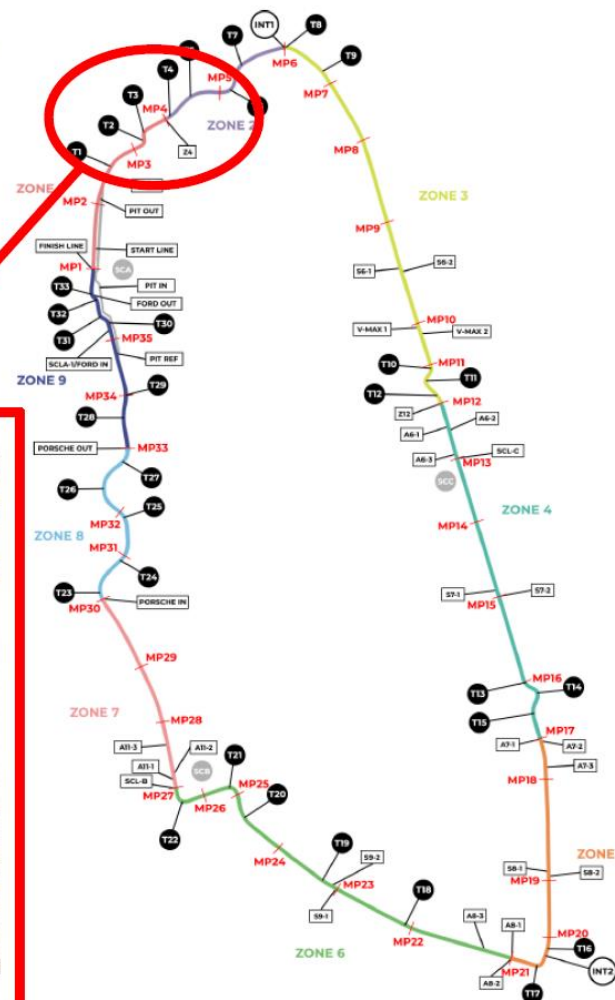
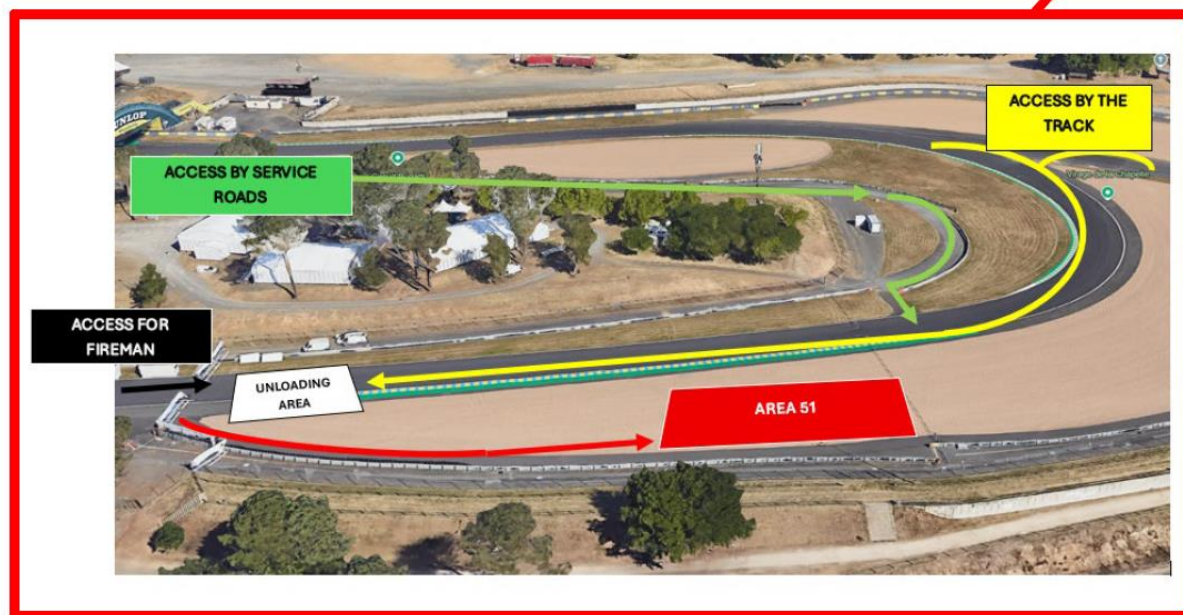


TRACK OPENINGS IN ORANGE



AREA 51 LOCATION

You can reach the Area 51 using a golf cart. Should you require to a lift, please advise on discord. An ACO Official will pick up the dedicated member of your staff in front of Scrutineering Welcome (P5C Zone) with a **motorbike** (a helmet will be provided) to bring this person to the Area 51.



IF YOU GET IN THE GRAVEL BED AT MP20

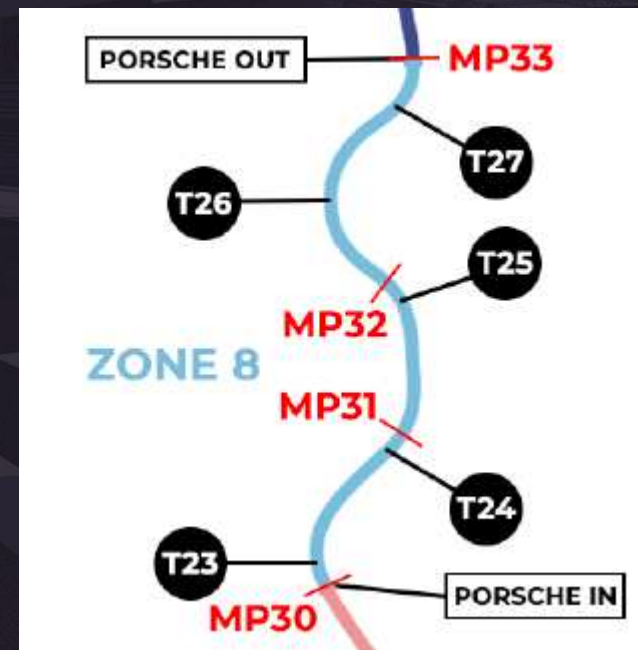


**IF YOU ARE RECOVERED FROM THE GRAVEL AT MP 20
USE THE ROUNDABOUT ANTI-CLOCK WISE TO REMOVE THE GRAVEL FROM YOUR CAR
BEFORE REJOINING THE RACING LINE.**

RUN OFF – PORSCHE CURVES



IF YOU USE THE RUN OFF AREA WITH THE 4 WHEELS AT THE RHS OF THE BLUE LINE: YOU MUST STAY AT THE RHS OF THE BLUE LINE ALL ALONG UNTIL MP33.



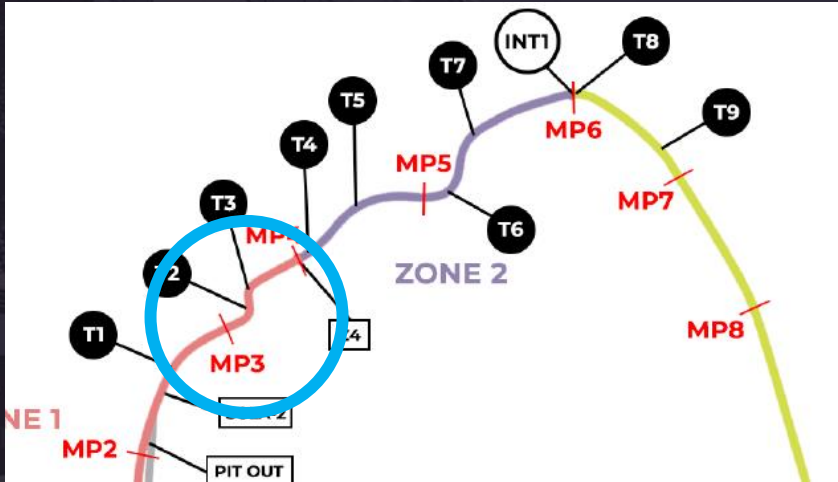
RD SIGNALLING – RD SIGNALLING REPEATER



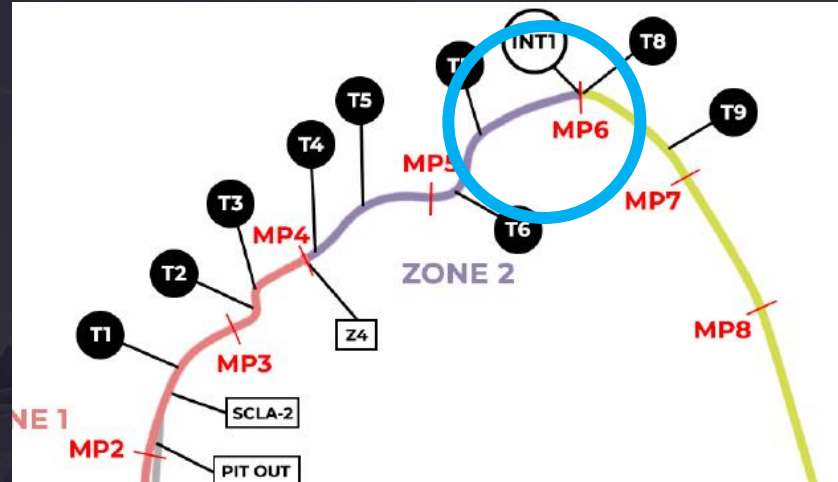
MP27 - ARNAGE



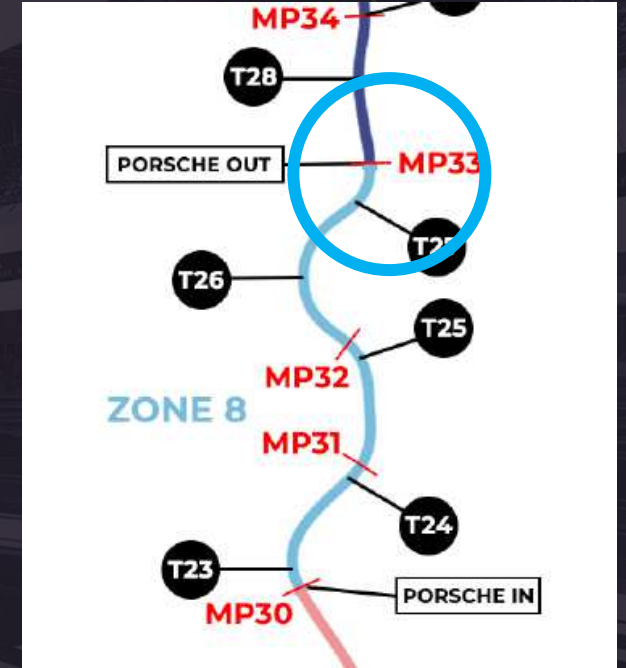
TRACK LIMITS



MP3 - LHS

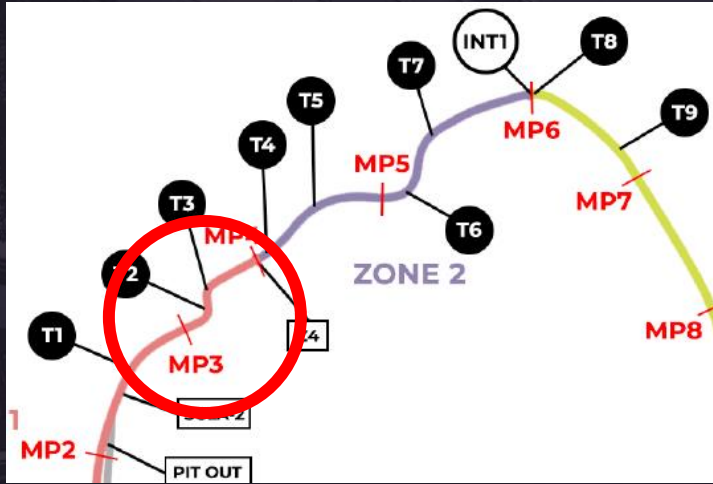


MP6 - LHS

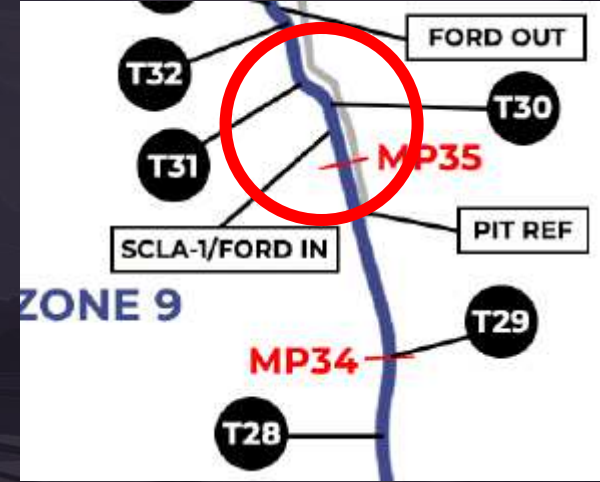



MP33 - RHS


CUTTING THE CHICANES



MP3 - RHS



MP35 - RHS



CUTTING THE CHICANES AT MP3 AND MP35 WILL BE ADDED TO THE TRACK LIMITS COUNT DURING SESSIONS AND DURING THE RACE.

CUTTING THE MP3 CHICANE ON AN OUTLAP WILL BE REPORTED TO THE STEWARDS.



PART 2 - NEUTRALISATIONS

DISCREPANCY BETWEEN INFORMATION



YELLOW FLAGS



SINGLE WAVED YELLOW FLAG - DANGER

- REDUCE YOUR SPEED
- DO NOT OVERTAKE
- BE PREPARED TO CHANGE DIRECTION

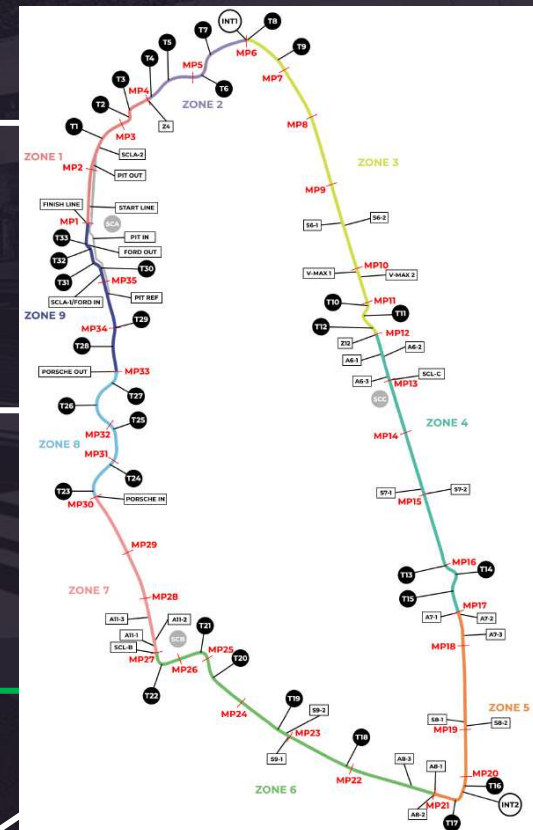


DOUBLE WAVED YELLOW FLAG - DANGER

- REDUCE YOUR SPEED SIGNIFICANTLY
- DO NOT OVERTAKE
- BE PREPARED TO CHANGE DIRECTION OR STOP
- **MARSHALS MAY BE EXPOSED**

THE ONUS OF PROVING THAT A FLAG HAS BEEN RESPECTED RESTS SOLELY WITH THE DRIVER

YELLOW FLAGS MUST BE RESPECTED DURING THE ENTIRE MARSHAL POST



FULL COURSE YELLOW



AT LEAST A 15 SEC WARNING WILL BE GIVEN.

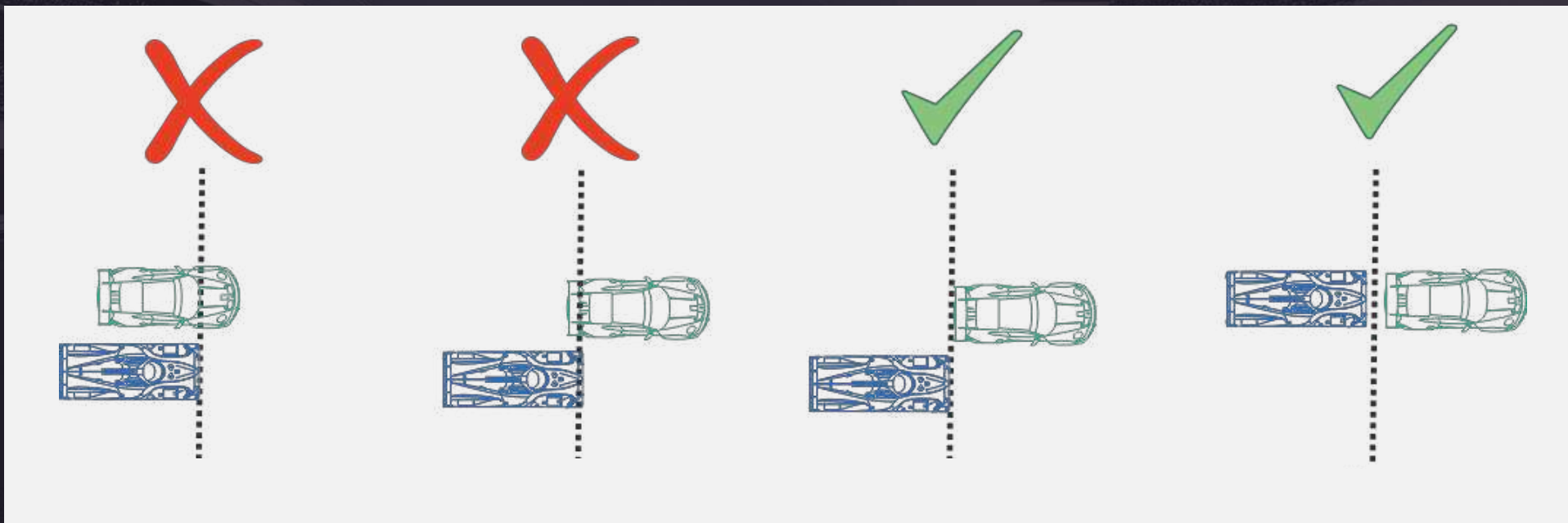


**PIT ENTRY CLOSED LIGHT WILL BE AUTOMATICALLY ACTIVATED ONCE FCY IS ANNOUNCED.
CARS ARE ALLOWED TO PIT DURING FREE PRACTICES.
DURING THE RACE, THE LIGHT MUST BE RESPECTED AT ALL TIMES IT IS ACTIVATED.**



**DOUBLE WAVED YELLOW FLAGS IN THE AREA(S) OF THE INTERVENTION(S).
NO WEAIVING IN THE AREA(S) OF THE INTERVENTION(S).**

FCY - END OF PROCEDURES



PIT ENTRY CLOSED LIGHT



PIT ENTRY CLOSED LIGHT REPEATERS



IN FRONT OF BOX CAR #94



IN FRONT OF BOX CAR #95



IN FRONT OF BOX CAR #50

PIT ENTRY REFERENCE LINE



RED FLAG DURING PRACTICES



THERE WILL BE NO COUNTDOWN PRECEDING A RED FLAG.

ALL CARS TO SLOW DOWN SAFELY TO 80km/h, NO OVERTAKING & RETURN TO PIT LANE.

THE RACE DIRECTOR MAY RELEASE THE 80km/h OBLIGATION TO SPECIFIC CARS. INSTRUCTIONS WILL BE GIVEN BY RADIO.



**DOUBLE WAVED YELLOW FLAGS IN THE AREA(S) OF THE INTERVENTION(S).
NO WEAIVING IN THE AREA(S) OF THE INTERVENTION(S).**

RED FLAG DURING THE RACE



THERE WILL BE NO COUNTDOWN PRECEDING A RED FLAG.

ALL CARS TO SLOW DOWN, NO OVERTAKING AND ALL CARS TO PROCEED TO THE RED FLAG LINE AND STOP IN ONE LINE.



DOUBLE WAVED YELLOW FLAGS IN THE AREA(S) OF THE INTERVENTION(S).

RED FLAG DURING THE RACE

VIRTUAL RED FLAG LINE AT THE MICHELIN TOTEM

1st CAR TO ARRIVE TO STOP ON THE LHS
ALL THE OTHER CARS TO LINE UP BEHIND





PART 2bis – SAFETY CAR

SAFETY CAR

SAFETY CAR DEPLOYED

SC

INCIDENT CLEAR – PREPARE FOR MERGING

SC-B & SC-C
REMOVED

PREPARE FOR PASS AROUND

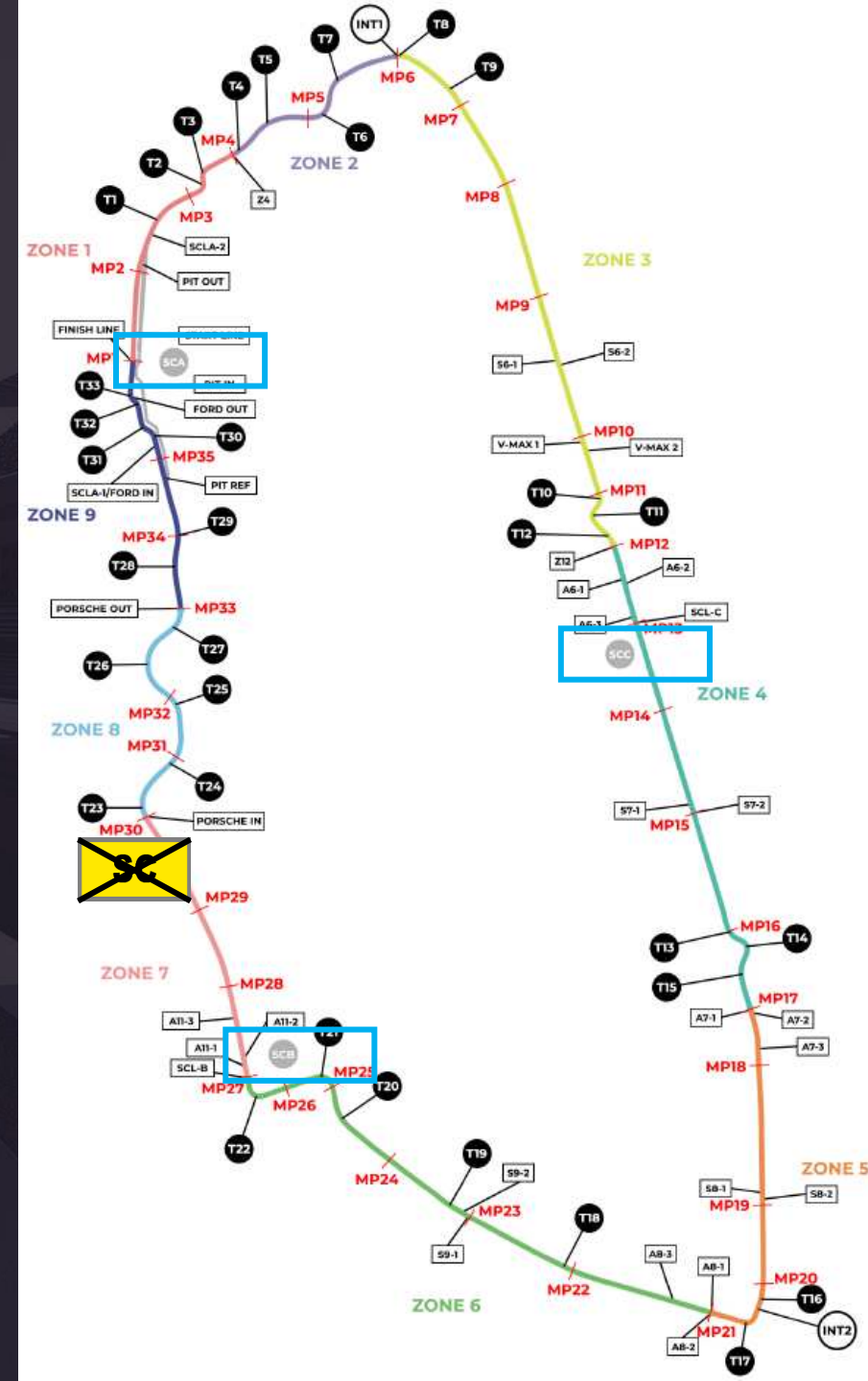
PREPARE
PASS AROUND

START PASS AROUND

START
PASSAROUND

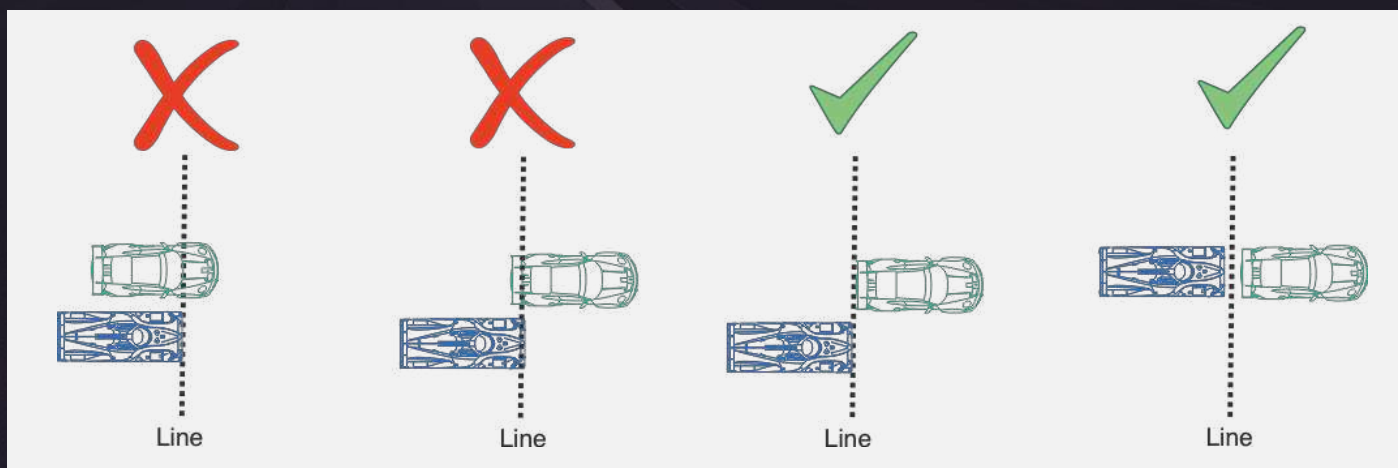
SAFETY CAR IN THIS LAP

SC
IN THIS LAP



END OF THE PROCEDURE

OVERTAKING IS ALLOWED ONLY ONCE CARS HAVE CROSSED THE CONTROL LINE.



SC IN THE LAST HOUR



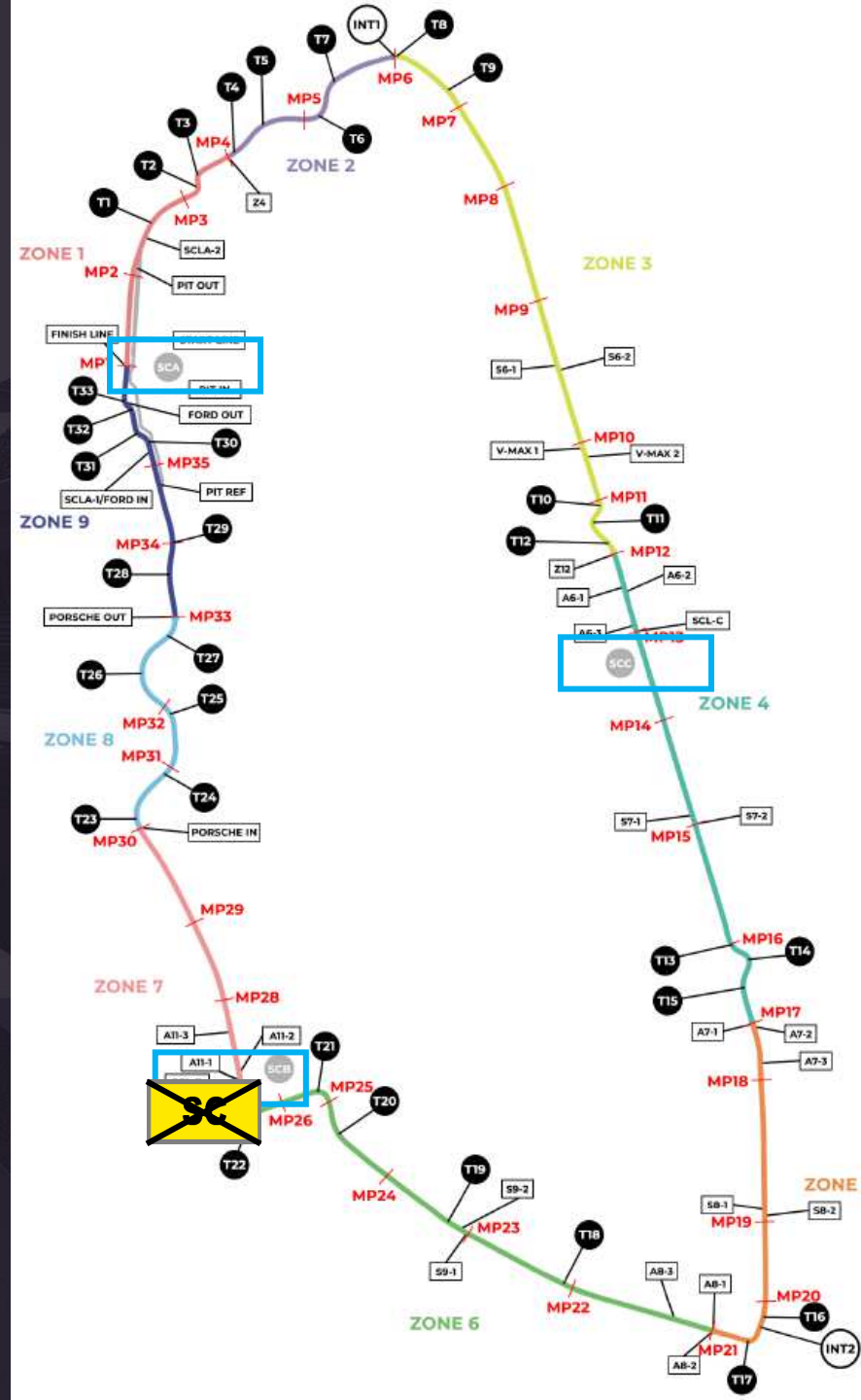
Behind SC A, you may only overtake after the Control Line (MP1)



Behind SC C, overtake after passing the line at MP 13 (after first chicane)




Behind SC B, overtake after passing the line at MP 27 (after Arnage)





PART 3 – RACE PROCEDURES

FORMATION AT THE START



GAP TO BE RESPECTED IF A CAR IS MISSING



FORMATION AT THE START

GRID FORMATION EXITING MP33



START SIGNAL



PARC FERME AFTER THE RACE

ALL CARS TO PARC ON THE 'LE MANS' LOGO - PARC FERME WILL OPEN AT 20:00





TEAM MANAGERS

DRIVERS & TEAM MANAGERS BRIEFING





TIMETABLE V4



TOP-4 STARTING DRIVERS MEETING: Friday 12:30 – Room 305 – PIT BUILDING
TOP 4 HYPERCAR / TOP 4 LMGT3 / TOP 4 LMP2



SUPPLEMENTARY REGULATIONS V2 – WEC Committee Decision #D32
STEWARDS BULLETIN



SUPPORT RACES IN THE PIT LANE : RTLM, Porsche Sprint Challenge, Ford Mustang Challenge

Eduardo FREITAS

+44 7825 019 023 - efreitas@fia.com







MERCI

24h
LE MANS®